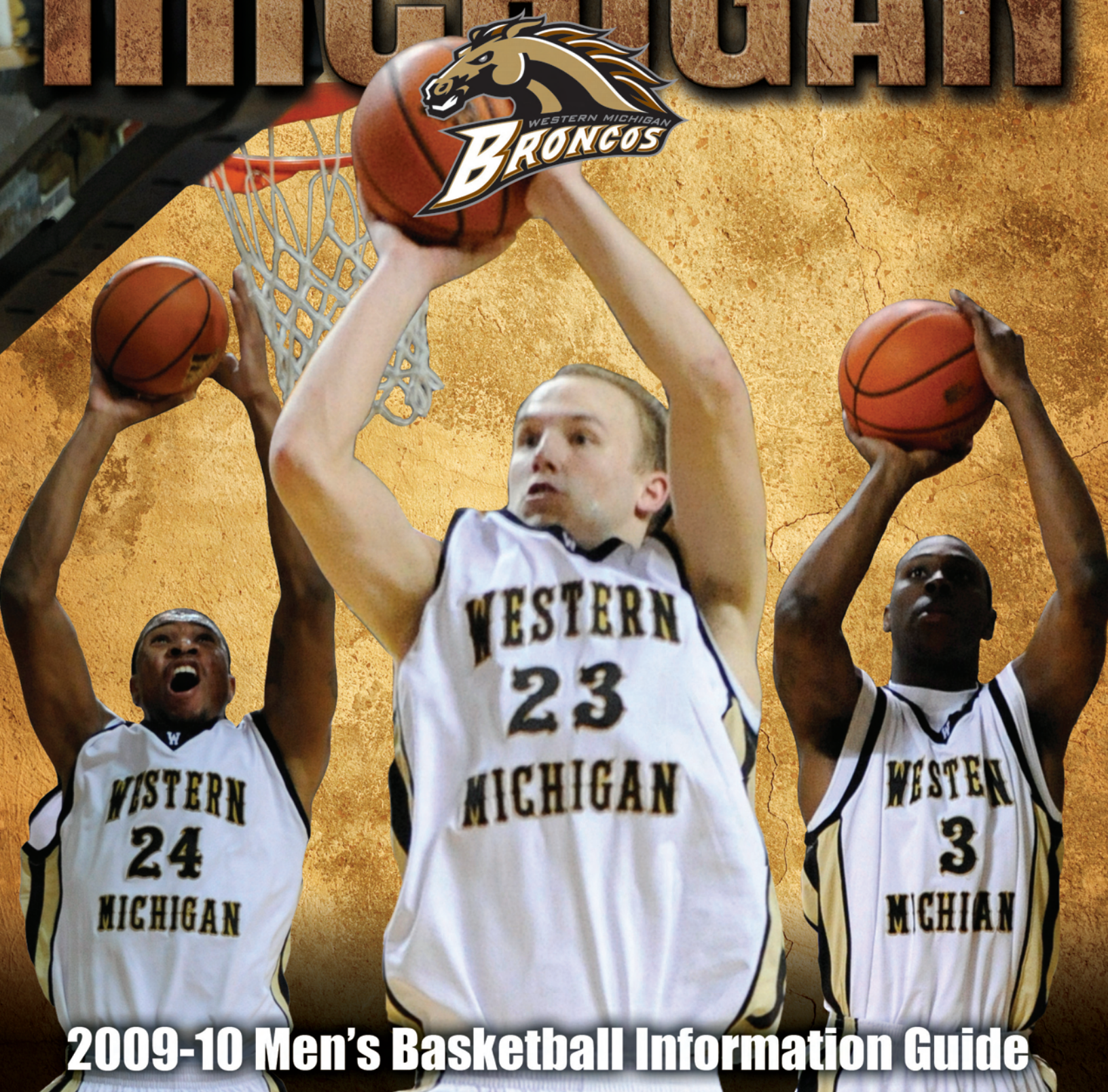


WESTERN MICHIGAN



2009-10 Men's Basketball Information Guide

WMU BASKETBALL IS ...



The Western Michigan basketball team has enjoyed its most successful stretch in school history with head coach Steve Hawkins leading the way. The Broncos have won 20 or more games in three of his six seasons and have won or finished second in the Mid-American Conference West Division every year, with division championships coming in 2003-04, 2004-05, 2007-08 and 2008-09.

The Broncos won the MAC regular season and tournament championship in 2004 to advance to the NCAA Tournament. They followed with an appearance in the Postseason NIT in 2005.



Over the past seven seasons, WMU ranks among the best teams in the MAC with 126 overall wins and 74 conference victories.

The Broncos have also been dominant in the state, winning the Michigan MAC Men's Basketball Championship all four years of its existence, going a combined 12-4 vs. their in-state conference rivals.





... **WINNING**

WMU BASKETBALL IS ...





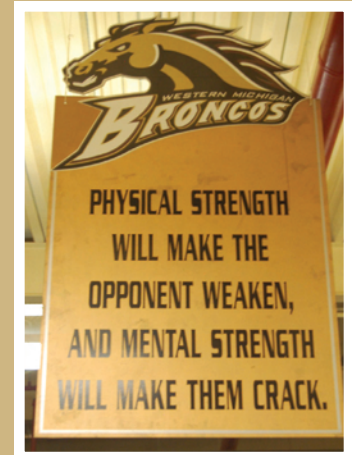
...GEARED UP

WMU BASKETBALL IS ...



WESTERN MICHIGAN UNIVERSITY VOLLEYBALL STRENGTH AND CONDITIONING PHILOSOPHY

The Western Michigan University Basketball Strength and Conditioning Program is a year round effort to maintain a championship level of strength, power, speed and conditioning. The program is built to help each athlete play at their optimal level during practice and games, stay healthy and improve performance by incorporating explosiveness and intensity in each workout. Using a combination of Olympic exercises, functional training and basketball-specific speed and agility training, each Bronco Basketball athlete will be physically ready to make that championship run.





WESTERN MICHIGAN UNIVERSITY ATHLETIC TRAINING

The focus of the WMU athletic training staff is to prevent student-athlete injuries and facilitate an effective post-injury rehabilitation to ensure a safe return to competition.

Five full-time athletic trainers oversee three graduate athletic trainers in providing comprehensive medical care to all of Western Michigan's 16 varsity sports. In addition to its eight-person athletic training staff, the WMU athletic training staff is assisted by three full-time physicians and a sports medicine fellow.



... STRONG

WMU BASKETBALL IS ...



WESTERN MICHIGAN FIGHT SONG

*Fight on, fight on for Western;
take the ball, make a score, win the game.*

*Onward for the Brown and Gold;
push 'em back,
push 'em back;
bring us fame.*

*Fight on, fight on for Western;
over one, over all we will reign.*

*Fight, Broncos, fight,
fight with all your might.*

Western win this game!




The Western Michigan basketball experience features travel on not just a national, but global scale.

In the summer of 2006, the Broncos went overseas to visit Rome, Italy, and Athens, Greece. Four years prior, the Broncos visited France and Switzerland.

Western Michigan also has traveled throughout the United States to find the best competition. The Bronco Experience is about more than just basketball, as Hawkins and his staff make sure the Broncos visit some of the most important historical sites and fun places in the United States.

In Hawkins' six years as head coach, the Broncos have visited Honolulu, Los Angeles, Orlando, Philadelphia, Alaska, San Diego, New York City, Las Vegas, the United States Military Academy and Niagara Falls, among others. This year, WMU will travel to Hawai'i for the second time in program history.

On those trips, the Broncos have visited Pearl Harbor, the Liberty Bell, Times Square, Universal Studios and Disney World.



AN EXPERIENCE

WMU BASKETBALL IS ...

Ellis Athletic Academic Advising Center is located on the second floor of Read Fieldhouse. The athletic academic services program exists to provide a comfortable and supportive environment in which student-athletes can strive to achieve academic success. The Ellis Center houses the academic services staff, computer labs, tutoring program, composition specialists, study table and the CHAMPS/Life Skills program. The mission of this athletic academic service program is to assist student-athletes in reaching their full potential by providing them with the necessary tools and skills to achieve academic success.



The court is not the only arena Western Michigan basketball has shown rising success during head coach Steve Hawkins' tenure. The Broncos are getting it done in the classroom as well. Over the past three years WMU basketball student-athletes have posted a 3.0 GPA or higher in four-straight semesters and five of the last six. Hawkins' attention to detail in all areas of the student-athletes' experience has helped the program's Academic Progress Rate (APR) score, resulting in recognition from the NCAA during the 2006-07 season as being ranked in the top-10 percent of all Division I men's basketball programs.



This past season, guard David Kool was named to the *ESPN the Magazine Academic All-America Team* after center Joe Reitz became a two-time *ESPN the Magazine Academic All-American* the prior two seasons after finishing his career with a 3.72 grade point average and a degree in finance. Reitz became the third two-time Academic All-American in WMU history and just the seventh in MAC history. The Broncos lead the MAC in multiple men's basketball Academic All-Americans with three. Three straight years with an Academic All-American has only happened three times in conference history and WMU's accomplishment is the first time since 1991-93.



Not only have the Broncos been recognized on a national scale, but no other school in the MAC has been more successful in the classroom over Steve Hawkins' six-year tenure as head coach. Over that span, WMU has claimed 12 Academic All-MAC spots, including 10-of-21 over the last four seasons. Brian Snider, Joe Reitz and Andrew Hershberger have all been three-time Academic All-MAC picks under Hawkins.

... **PREPARED**

WMU BASKETBALL IS...



WESTERN MICHIGAN UNIVERSITY

GARY FUND


In its 53 years of existence, the Mike Gary Athletic Fund has been the official fundraising arm of the WMU Athletic Department, raising over \$4 million through annual gifts and major contributions. The Gary Fund has raised more than \$1 million in each of the last two seasons.

OUR MISSION

To support the student-athletes of Western Michigan University in their pursuit of championships, academic excellence and personal growth as representatives of WMU, its alumni, fans and community members.

"I want to personally thank all the members of the Mike Gary Athletic Fund who have contributed to the enhancement of our student-athletes. The Gary Fund and all its volunteers have helped us travel around the country to play the best competition available. The generosity and support of everyone associated with the Gary Fund is one of the most important factors in our team's success."

— WMU Head Basketball Coach Steve Hawkins



MIKE GARY ATHLETIC FUND

Founded in 1956 by a group of area businessmen and dedicated Broncos, the Mike Gary Athletic Fund was established to provide direct financial support to the athletic programs of Western Michigan University.

The fund is named in honor of long-time athletic director, Bronco football coach and WMU Hall of Fame inductee, Mr. Mitchell "Mike" Gary.

The Broncos would like to thank the following Car Coaches for their support of WMU Athletics:

Cole Century - Tom Cole (owner)

DeNooyer Chevrolet - Bill DeNooyer (owner)

Harold Zeigler Auto Group - Harold & Aaron Zeigler (owner)

John Tapper Automotive - John Tapper (owner)

Maple Hill Auto Group - Jim Vandenberg (owner)

Metro Toyota - Jeff DeNooyer (owner)




GARY FUND EXCEEDS \$1 MILLION FOR SECOND-STRAIGHT YEAR
Gary Fund had another record-setting year with an overall goal of \$1.0 million for the 2009 campaign.

The Mike Gary Athletic Fund announced a two percent increase in donations with a total of \$1,022,045. Last year's record total was \$1,002,749. The Gary Fund volunteers surpassed their calling period goal of \$475,000 with a total of \$477,962.

The announcement was made at the Mike Gary Athletic Fund Celebration held at the Gilmore House hosted by Dr. and Mrs. Dunn. In attendance were the Gary Fund volunteers, the WMU Head Coaches and athletic staff.

The chair for the 2009 campaign was Jim Hall and the Vice Chair was Jim Everts.



The Gary Fund supports all WMU athletic programs from basketball to volleyball to tennis and each and every student-athlete's experience.

The WMU student-athletes and teams are grateful to the Gary Fund donors and the volunteers.

... SUPPORTED

WMU BASKETBALL IS...



Western Michigan basketball is a staple on television during hoops season. In Hawkins' six years as head coach, the Broncos have been featured on regional or national television 52 times. The lights have shown brightest over the past few years as the Broncos have been on national TV eight times over the last three seasons. In 2007-08, the Broncos hosted ESPN at University Arena for wins over Central Michigan and Eastern Michigan, marking the first national TV broadcast to originate from Kalamazoo since 2004. During the 2006-07 season, the Broncos were featured in primetime on ESPN2 on Thanksgiving Day in a 71-68 victory over Virginia Tech, a team that reached the second round of the 2007 NCAA Tournament.

STAR WATCH

	42 - JOE REITZ C WESTERN MICHIGAN Old Spice Classic (2 games): 11.0 points, 7.0 rebounds
	25 - JARED JORDAN G MARIST Old Spice Classic (2 games): 16.0 points, 9.0 assists

WMU Men's Basketball

ESPN Fantasy Sports ESPN3 Men's Home Scoreboard Schedule Rankings Standings Stats Teams Insider Recruiting More+

Whitfield says yes to Western Michigan hoops, no to big-time football

By Dana O'Neil
ESPN.com
(@donaoneil)

Updated: September 9, 2008

Flenard Whitfield inked his letter of intent to play basketball at Western Michigan on Nov. 15, 2007.

As news events go, it didn't even register on the sports radar. Whitfield, after all, had given his verbal promise to the Broncos months before and while considered a good prospect, he was never on the stratosphere of say, Memphis' Tyreke Evans. Eight days after he signed, Whitfield

(+) [Enlarge](#)



More Men's College Basketball Headlines

- [Men gets life without parole in Porter beating death](#)
- [Richmond assistants quit over recruiting violations](#)
- [Former Gator, Duquesne, Howard sign for same school](#)
- [Former OUI, Alabama State coach Barack dies](#)
- [Philadelphia twins cleared to play for Jayhawks](#)

Register to vote
for a strong economy.



Sophomore Flenard Whitfield was featured on ESPN.com prior to his freshman season. ESPN.com's Andy Katz has regularly called Western Michigan's University Arena one of the toughest mid-major venues in the country in his "Daily Word."

When the Broncos are on TV, they make the highlight reel. Shawntés Gary's one-handed dunk over Central Michigan's Marcus Van (pictured right) was the No. 1 Play of the Day on SportsCenter on Jan. 22, 2008 and ranked as one of the Top 10 Plays of the Week. The year before, Andre Ricks wicked crossover and reverse layup against Virginia Tech was the No. 5 Play of the Day on the Nov. 23, 2006 episode of SportsCenter.



... GETTING NOTICED

WMU BASKETBALL IS...



On August 22, 2005, legendary coach John Wooden visited Western Michigan for an "Evening With John Wooden." A dinner and reception was held before Wooden spoke at WMU's Miller Auditorium. During his trip, Wooden also had a chance to talk to Bronco student-athletes in University Arena. Wooden's visit was made possible by his 25-year relationship with Broncos' head coach Steve Hawkins.



STEVE HAWKINS COACHING PHILOSOPHY

Our program philosophy is based on legendary coach John Wooden's definition of success.


His definition states, "Success is peace of mind, which is a direct result of self-satisfaction in knowing you did your best to become the best that you are capable of becoming."

"Success is all about being at peace with yourself. The only way to attain that is through your best effort. After all, what more can you give than your all?"

We feel this is important in any endeavor. Whether it is practice, the weight room, a game, the classroom or simply setting aside time with family and friends, there should be maximum focus and attention given to that activity.


The bottom line is if you can look in the mirror at the end of day and know that you did everything you could possibly do to make that day your masterpiece, then you are a success regardless of what any scoreboard may say.

At Western Michigan, our goals are higher than 10 feet!"




... JOHN WOODEN

WMU BASKETBALL IS...



Joe Reitz (above left) is in his second season with the NFL's Baltimore Ravens, while Ben Handlogten (above right) averaged 4.3 ppg and 3.2 rpg for the Utah Jazz. Walker D. Russell (below left) played 155 games for the Detroit Pistons, Atlanta Hawks and Indiana Pacers, while Paul Griffin had the longest NBA career with 480 games with the New Orleans Jazz and San Antonio Spurs.





**STEVE HAWKINS
DEVELOPS
PROFESSIONALS**

Ten players that have played for head coach Steve Hawkins have advanced to professional careers in international basketball with Bobby Madison, Ben Reed and Levi Rost in Portugal, Mike Williams and Anthony Kann in Spain, Reggie Berry, Stane's Bufford and Brian Snider in Germany, Silver Laku in Iceland and Robby Collum in Uruguay.



... GOING PRO

QUICK FACTS

Name of School:..... Western Michigan University
 City/Zip: Kalamazoo, Mich. 49008-5406
 Founded:..... 1903
 Enrollment: 24,576
 Nickname:.....Broncos
 School Colors:.....Brown & Gold
 Home Arena:..... University Arena
 Capacity: 5,421
 Affiliation:..... NCAA Division I
 Conference: Mid-American (West Division)
 President:.....Dr. John M. Dunn (Northern Illinois, '67)
 Athletics Director:..... Kathy Beauregard (Hope, '79)
 Basketball AD:.....Dave Corstange (Western Michigan, '73)
 Faculty Athletics Representative:.....Fred Sitkins (Western Michigan, '59)
 Athletic Dept. Phone:(269) 387-3120

BASKETBALL INFORMATION

Head Coach: Steve Hawkins (South Alabama, '87)
 Record at WMU (Yrs):..... 106-84 (6 seasons)
 Career Record (Yrs):.....243-195 (15 seasons)
 Best time to reach coach:.....Arrange with SID
 Assistant Coaches:.....Bacari Alexander (Detroit, '99)
 Clayton Bates (Florida, '95)
Rick Carter (Michigan State, '02)
 Director of Basketball Operations..... Michael Murray (Western Michigan, '08)
 Strength & Conditioning Coach:..... Tim Herrmann (Western Michigan, '00)
 Athletic Trainer: Kevin Lehmann (Charlotte, '01)
 Media Relations Contact: Matt Holmes (Indianapolis, '02)
 Basketball Office Phone:.....(269) 387-3608
 2008-09 Overall Record (H/A/N):..... 10-21 (7-7/3-9/0-5)
 2008-09 Conference Record (H/A):..... 7-9 (5-3/2-6)
 Conference Finish: T-1st MAC West
 Conference Tourney Finish:0-1/Lost in First Round
 Letterwinners R/L:6/5
 Starters (started at least 50% of games played) R/L:.....3/3
 Newcomers:..... 7

BASKETBALL HISTORY

First year of basketball: 1913-14
 Overall all-time record:..... 1,162-1,049 (.526-96 years)
 All-Time MAC Record:410-482 (.460-62 years)
 MAC Tournament record:..... 14-25 (24 appearances)
 MAC Tournament championships:..... 1 (2004)
 MAC Regular Season Titles:5 (1952, 1976, 1981, 1998, 2004)
 MAC West Titles:.....5 (1998, 2004, 2005, 2008, 2009)
 Yrs. in NCAA Tournament/Record:3 (1976, 1998, 2004)/2-3
 Yrs. in Postseason NIT: 3 (1992, 2003, 2005)/2-3

MEDIA RELATIONS

Assistant Athletics Director-Marketing, Publicity & Licensing: Bob D'Amelio
 Director: Mat Kanan
Associate Director/MBB Contact: Matt Holmes
Office Phone:.....269-387-3168
Cell Phone:.....269-998-1638
Fax:269-387-4139
Email:..... matt.holmes@wmich.edu
 Assistant Director:..... Kristin Keirns
 Assistant Director:.....Adam Bodnar
 SID Mailing Address: 1903 W. Michigan Avenue
 Kalamazoo, MI 49008-5406
 Press Row Phone:(269) 387-3064
 Athletics Website:..... www.wmubroncos.com

2009-10 SCHEDULE

Nov. 7	KALAMAZOO COLLEGE ^{EXH}	Kalamazoo, Mich.	2 p.m.
Nov. 11	SPRING ARBOR ^{EXH}	Kalamazoo, Mich.	7 p.m.
Nov. 15	at Detroit	Detroit, Mich.	3 p.m.
Nov. 18	VCU	Kalamazoo, Mich.	7 p.m.
Nov. 23	at Loyola (Ill.)	Chicago, Ill.	8 p.m.
Nov. 28	HOLY CROSS	Kalamazoo, Mich.	2 p.m.
Dec. 1	TEMPLE	Kalamazoo, Mich.	7 p.m.
Dec. 9	at Eastern Illinois	Charleston, Ill.	8:30 p.m.
Dec. 13	at Illinois	Urbana, Ill.	2:30 p.m.
Dec. 19	KENNESAW STATE	Kalamazoo, Mich.	4 p.m.
Dec. 22-25	<i>Hawaiian Airlines Diamond Head Classic</i>		
Dec. 22	<i>USC</i>	<i>Honolulu, Hawai'i</i>	<i>5 p.m.</i>
Dec. 23	<i>Northeastern/St. Mary's</i>		<i>3/5 p.m.</i>
Dec. 25	<i>SMU/UNLV/Charleston/Hawai'i</i>		<i>TBA</i>
Jan. 3	SAM HOUSTON STATE	Kalamazoo, Mich.	2 p.m.
Jan. 5	MICHIGAN-DEARBORN	Kalamazoo, Mich.	7 p.m.
Jan. 9	EASTERN MICHIGAN *	Kalamazoo, Mich.	4 p.m.
Jan. 13	at Northern Illinois *	DeKalb, Ill.	8 p.m.
Jan. 16	CENTRAL MICHIGAN *	Kalamazoo, Mich.	2 p.m.
Jan. 20	at Ball State	Muncie, Ind.	7 p.m.
Jan. 23	TOLEDO *	Kalamazoo, Mich.	2 p.m.
Jan. 27	AKRON *	Kalamazoo, Mich.	7 p.m.
Jan. 30	at Kent State *	Kent, Ohio	2 p.m.
Feb. 1	at Buffalo *	Buffalo, N.Y.	7 p.m.
Feb. 4	MIAMI *	Kalamazoo, Mich.	7 p.m.
Feb. 6	BOWLING GREEN *	Kalamazoo, Mich.	2 p.m.
Feb. 9	at Ohio *	Athens, Ohio	7 p.m.
Feb. 14	at Eastern Michigan *	Ypsilanti, Mich.	2 p.m.
Feb. 17	NORTHERN ILLINOIS *	Kalamazoo, Mich.	7 p.m.
Feb. 20	at ESPNU BracketBusters	TBA	TBA
Feb. 24	at Toledo *	Toledo, Ohio	7 p.m.
Feb. 27	at Central Michigan *	Mt. Pleasant, Mich.	7 p.m.
Mar. 4	BALL STATE *	Kalamazoo, Mich.	7 p.m.
March 7-13	<i>MAC Tournament</i>	<i>Campus Sites/Cleveland, Ohio</i>	

Home games in **BOLD** and played in University Arena

tournaments in *italics*

* indicates Mid-American Conference game

All times ET and subject to change

2009-10 WMU BASKETBALL INFO GUIDE

On the Cover:.....#3 Martelle McLemore, #23 David Kool, #24 Donald Lawson
 Editor/Layout:..... Matt Holmes
 University Section:..... Kristin Keirns
 Content Editing:..... Steve Hawkins, Mat Kanan, Matt Kulik, Kim Hemingway
 Cover Design:..... Kristin Keirns
 Photography:..... Gary Shook, Zolton Cohen, Matt Holmes, Tom Wolf, Baltimore Ravens





No.	Name	Pos.	Ht.	Wt.	Yr.	Hometown (High School/Last School)
1	Demetrius Ward	G	6-3	212	So.	Detroit, Mich. (Pershing)
3	Martelle McLemore	G/F	6-5	208	Sr.	Detroit, Mich. (Consortium Prep)
5	Mike Douglas	G	6-0	175	So.	Detroit, Mich. (Finney)
10	Brandon Pokley	G	6-4	182	Fr.	Clarkston, Mich. (Clarkston)
11	Nate Hutcheson	F	6-7	210	Fr.	Marion, Iowa (Linn-Mar)
12	Ed Thomas	G	5-9	159	So.	Lansing, Mich. (Everett/Rockford College)
15	Alex Wolf	G	6-0	198	Jr.	Parchment, Mich. (Parchment)
21	Shayne Whittington	C	6-10	220	Fr.	Paw Paw, Mich. (Lawrence)
22	Austin Harper	G	6-2	181	Fr.	Grand Haven, Mich. (Grand Haven)
23	David Kool	G	6-3	208	Sr.	Grand Rapids, Mich. (South Christian)
24	Donald Lawson	C	6-10	245	Sr.	Chicago, Ill. (Leo)
25	David Brown	G	6-3	208	Fr.	Roscoe, Ill. (Hononegah)
32	Muhammed Conteh	F/C	6-7	238	So.	Bloomington, Ind. (Providence School [Fla.])
33	Flenard Whitfield	F	6-7	230	So.	Detroit, Mich. (Martin Luther King)
52	Nick Stapert	C	6-8	237	Fr.	Gobles, Mich. (Gobles)

No.	Name	Pos.	Ht.	Wt.	Yr.	Hometown (High School/Last School)
25	David Brown	G	6-3	208	Fr.	Roscoe, Ill. (Hononegah)
32	Muhammed Conteh	F/C	6-7	238	So.	Bloomington, Ind. (Providence School [Fla.])
5	Mike Douglas	G	6-0	175	So.	Detroit, Mich. (Finney)
22	Austin Harper	G	6-2	181	Fr.	Grand Haven, Mich. (Grand Haven)
11	Nate Hutcheson	F	6-7	210	Fr.	Marion, Iowa (Linn-Mar)
23	David Kool	G	6-3	208	Sr.	Grand Rapids, Mich. (South Christian)
24	Donald Lawson	C	6-10	245	Sr.	Chicago, Ill. (Leo)
3	Martelle McLemore	G/F	6-5	208	Sr.	Detroit, Mich. (Consortium Prep)
10	Brandon Pokley	G	6-4	182	Fr.	Clarkston, Mich. (Clarkston)
52	Nick Stapert	C	6-8	237	Fr.	Gobles, Mich. (Gobles)
12	Ed Thomas	G	5-9	159	So.	Lansing, Mich. (Everett/Rockford College)
1	Demetrius Ward	G	6-3	212	So.	Detroit, Mich. (Pershing)
33	Flenard Whitfield	F	6-7	230	So.	Detroit, Mich. (Martin Luther King)
21	Shayne Whittington	C	6-10	220	Fr.	Paw Paw, Mich. (Lawrence)
15	Alex Wolf	G	6-0	198	Jr.	Parchment, Mich. (Parchment)

Head Coach: Steve Hawkins (7th year at WMU/16th as a head coach)
Assistants: Bacari Alexander (2nd year)
 Clayton Bates (9th year)
 Rick Carter (2nd year)
Director of Operations: Michael Murray (2nd year)
Athletic Trainer: Kevin Lehmann (2nd year)
Strength & Conditioning Coach: Tim Herrmann (10th year)

By Height	
5-9	Ed Thomas
6-0	Mike Douglas, Alex Wolf
6-2	Austin Harper
6-3	David Brown, David Kool, Demetrius Ward
6-4	Brandon Pokley
6-5	Martelle McLemore
6-7	Muhammed Conteh, Nate Hutcheson Flenard Whitfield
6-8	Nick Stapert
6-10	Donald Lawson, Shayne Whittington

Pronunciation Guide	
Muhammed Conteh	CON-tay
Brandon Pokley	POKE-lee
Nick Stapert	stay-PERT
Flenard Whitfield	FLUH-nard

By Year	
Fr.	David Brown, Austin Harper, Nate Hutcheson Brandon Pokley, Nick Stapert, Shayne Whittington
So.	Muhammed Conteh, Mike Douglas Ed Thomas, Demetrius Ward, Flenard Whitfield
Jr.	Alex Wolf
Sr.	David Kool, Donald Lawson, Martelle McLemore

By State	
Illinois	David Brown, Donald Lawson
Indiana	Muhammed Conteh
Iowa	Nate Hutcheson
Michigan	Mike Douglas, Austin Harper, David Kool Martelle McLemore, Brandon Pokley, Nick Stapert Ed Thomas, Demetrius Ward, Flenard Whitfield Shayne Whittington, Alex Wolf





Coming off their second consecutive Mid-American Conference West championship and the fourth in head coach Steve Hawkins' six-year tenure, the Broncos hope to reload with a young roster and go for three in a row at the top of the division. The Broncos accomplished all of that, in spite of a season filled with youth, injuries and off-court issues.

The Broncos return a talented cast of six letterwinners, including three starters in Academic All-America guard David Kool, MAC All-Freshman Team forward Flenard Whitfield and senior center Donald Lawson. The Broncos will mesh those returners with five highly-touted freshmen.

"I'm looking at last year as the source of optimism for this year," Hawkins said. "Last year, any extenuating circumstance we could have happened. Murphy's Law took over and we still found a way to win a share of the MAC West title. We had numerous deaths and illnesses to players' family and friends. We had injuries to our big guys. We had a coaching staff where the senior staff member had only one full year of experience in our program. While all this took place, we lost 13 games by three possessions or less and six games by just one possession. Not to mention how many freshmen we had on the team.

"This year, we're still very young with nine of our 12 scholarship players being freshmen or sophomores, but the sophomores will take the floor with experience because of how much they had to play last season. This freshman group has brought a lot of energy to the program and they are good.

"With everything that could possibly go wrong last season, we still scratched and clawed our way to our second MAC West title in a row and the fourth in the last six seasons. That means there is great reason for optimism this season."

No MAC West team has been as consistently successful as the Broncos as last season was the eighth consecutive year for WMU to finish in the top three in the division.

The Broncos will take that winning mentality, the top scorer in the MAC and a talented cast of youngsters into 2009-10 looking to maintain its perch looking down at the rest of the division.

BACKCOURT (9)

No.	Name	HT	WT	YR
1	Demetrius Ward	6-3	208	So.
3	Martelle McLemore	6-5	205	Sr.
5	Mike Douglas	6-0	177	So.
10	Brandon Pokley	6-4	176	Fr.
12	Ed Thomas	5-9	153	So.
15	Alex Wolf	6-0	198	Jr.
22	Austin Harper	6-2	176	Fr.
23	David Kool	6-3	213	Sr.
25	David Brown	6-3	213	Fr.

Discussion of the Broncos' backcourt begins with senior standout Kool. Kool led the MAC with 17.9 points per game last season, 18.7 points per game in conference play, to become the first WMU player to lead the league in scoring since Booker James in 1987. Kool also continued his clutch play at the free throw line by finishing sixth in the country with an 89.4 percent conversion rate.

Kool's been even better at the end of games. Last season, he was 39-of-40 from the line in the final two minutes of games and overtime. For his career, Kool is 102-of-109 (.936) in late-game situations. Kool also continues to be the go-to guy for WMU at the end of games. He ended the season with a tying jumper against Ball State that led to an overtime victory and the MAC West title in March.

"It would be tough to look at his stats and say that David is not one of the all-time best at Western Michigan," Hawkins said. "I think that he is, especially when you consider last year he was the sole focus of every opponent's scouting report and still led the league in scoring. That's a tremendous accomplishment.

"From a skills standpoint, he may not be as good as some in the past, but the one thing that I would put David up against anybody in our program or any program is wanting the ball at the end of the game. You can't look at statistics when it comes to that. Having somebody that really wants the basketball at the end of the game and can get you a legitimate shot with a chance to go in, is one of the things he has done as well as anybody."

Three reserve letterwinners from a season ago return with the possibility of increased playing time this season in senior Martelle McLemore and sophomores Demetrius Ward and Mike Douglas.

McLemore was the Broncos top three-point marksman last season at .364 on his way to a career-high 20 three-pointers, 3.6 points and 2.8 rebounds per game.

"Martelle has been a back-up for the last three seasons, but now is his time to shine," Hawkins said. "He has all of the necessary tools. He's long, shoots the ball well and has a knack for offensive rebounding. More importantly, we've seen a major change in how confident he is after a good summer."

Ward averaged 2.2 points and 1.7 rebounds per game after playing in all 31 games last season. Ward also finished third on the team with 17 steals for the Brown & Gold. After playing primarily on the wing last season, Ward could push for time at point guard for the Broncos this season.

Douglas played in 17 games as a freshman on his way to a positive assist-to-turnover ratio of 14:8, while also connecting on 4-of-9 from long distance.

"He understands everything that we are trying to do on offense and we've made some offensive changes that

cater to his skill set. I think he has also really worked on becoming more consistent from the outside," Hawkins commented.

WMU also returns junior point guard Alex Wolf in his fourth season in the program. Wolf has continued to improve each year in the program and could push for increased playing time as an upperclassman.

"Alex has an unbelievable attitude and is a Bronco through and through. He has played himself into the mix at point guard and I'm confident putting him into the game," Hawkins said.

In addition to the holdovers, the Broncos welcome a trio of highly-touted freshmen in David Brown, Austin Harper and Brandon Pokley.

Brown was a prolific scorer in high school and two-time league MVP after leading Hononegah to 54 wins over his last two seasons.

"David has everything that he needs to be on the playing floor," Hawkins said. "He's an excellent shooter, which we need, and he handles the ball well after playing a lot of point guard in high school. He is a strong, physical body that can handle the rigors of college basketball."

Harper was a two-time all-state selection after averaging 16.8 points, 6.0 rebounds, 4.8 assists and 2.0 steals per game for Grand Haven (Mich.) High School as a senior.

"Austin is a talented, athletic point guard," Hawkins said. "He can get to the rim and finish. He sees the floor well and is very clever with the ball."

Pokley is a prolific three-point shooter that helped lead Clarkston (Mich.) High School to the state final four in Michigan's largest class. Pokley averaged 21 points and five rebounds, while hitting 40 percent of his three-pointers, including 4-of-6 trifectas in the state semifinals.

"Pokley is the best shooter on the team and it's not close," Hawkins explained. "He's in the gym every day putting up a ridiculous amount of shots, therefore every time he catches the ball he's ready to put it up and doesn't need a lot of space or time. He's in the equation to get on the floor, because three-point shooting was a weakness last season and he definitely improves it and can open things up for other players just by the threat he presents as a three-point shooter."

FRONTCOURT (6)

No.	Name	HT	WT	YR
11	Nate Hutcheson	6-7	206	Fr.
21	Shayne Whittington	6-10	210	Fr.
24	Donald Lawson	6-10	243	Sr.
32	Muhammed Conteh	6-7	232	So.
33	Flenard Whitfield	6-7	222	So.
52	Nick Stapert	6-8	230	Fr.

The Broncos are led in the frontcourt by two returning starters in senior center Donald Lawson and sophomore forward Flenard Whitfield. WMU also returns sophomore center Muhammed Conteh and a trio of freshmen in Nate Hutcheson, Shayne Whittington and Nick Stapert.

Whitfield was named to the All-MAC Freshman Team after starting in 23-of-31 games on his way to averaging 5.5 points and 4.1 rebounds per game. Whitfield was third on the team with 69 free throw attempts and converted on 46.8 percent of his field goals.

We need him to continue the natural progression from freshman to sophomore," Hawkins said. "This year,

he is the experienced guy at the '4' spot and will have to play more like an upperclassman, because he's the only experienced guy in that position and he's going to see a lot of time on the court."

Lawson averaged 5.4 points, 5.5 rebounds and 0.95 blocks per game in 22 games for the Brown & Gold. Lawson was coming on with back-to-back 11-rebound efforts in the final two non-conference games before being forced to miss nine games with health concerns. Lawson rebounded with eight points and six rebounds in his first game back against Ohio as WMU went on to win the MAC West.



"We need him to stay healthy and have a big senior year," Hawkins said. "He never regained the form he had in the middle of the season after coming back. He's capable of it, but he's yet to do it. We need him to be a scoring threat inside as our only upperclass big and then we need him to play well defensively and rebound the ball."

Conteh saw limited time for the Broncos as a freshman with seven points and 13 rebounds, six offensive, in 12 games for the Broncos.

"Mo always gives great effort, but needs to continue to improve his understanding of the geometry of the game," Hawkins said. "I wouldn't hesitate to put him into the game as an enforcer. He's going to be physical, rebound the ball and defend the post, but we need him to continue to refine his offensive game to become a more well-rounded player."

Hutcheson could step into the lineup from day one after a prolific high school career at Iowa state power Linn-Mar. He helped the Lions to three-straight top three finishes in the state, including a state championship in 2007 and runner-up finish in 2009. Last season, Hutcheson averaged 16.4 points, 5.5 rebounds, 2.7 assists and 1.2 steals on his way to all-state honors.

"Nate's going to be on the floor and get a lot of playing

time early. He runs and jumps better than anybody else on the team and he can knock down the open three-pointer, has effective back-to-the-basket skills because of his leaping ability and he's comfortable facing up slower players," Hawkins said. "He's the ideal '4' in the MAC because he's an inside-outside threat depending on matchups."

Whittington was a late bloomer that didn't letter until his junior year of high school. He made up for lost time by leading Lawrence (Mich.) High School to a 47-4 record and back-to-back trips to the MHSAA Class D State Finals. Whittington was tabbed as the top player in Class D as a senior after posting 17.2 points, 12.1 rebounds, 4.0 blocks, 3.0 steals and 2.0 assists per game.

"I can't be more excited about a big guy in our program," Hawkins said. "He picks up on things quick, which will really serve him well as he continues to develop and get stronger."

Stapert is a walk-on that appeared on the Broncos' radar after battling Whittington during the high school season. A native of Gobles, Mich., Stapert averaged 14.7 points and 10 rebounds per game as a senior and tied a school record with 70 blocked shots.

"I'm hoping Nick can do what Alex has done at the guard spot and become a quality member of this program," Hawkins said. "Nick really battles and doesn't back down. Because of how hard he works and how conscientious he is, Nick has a chance to work himself into the equation down the road if he dedicates himself."

SCHEDULE

The two-time defending MAC West champions have another challenging non-conference slate to prepare for the always rugged trek through the MAC.

"I think this schedule will give us a lot of preparation for MAC play," Hawkins said. "The one thing that is interesting about this schedule is for the first time since I've been here, we have more home games than true road games, which I'm happy about. Overall, this is the best group of teams to visit University Arena in my 10 seasons at Western Michigan."

"At first glance, (the schedule) appears to be a little bit more balanced than in the past, but you just don't know. You can schedule with the best of intentions, yet it may end up being a tougher schedule than you originally thought or it may be a weaker schedule. We won't know until the end of the year and look back."

This season's home schedule is highlighted by six games against outstanding competition that includes two 2009 NCAA Tournament teams in VCU on Nov. 18 and Temple on Dec. 1 and two other perennial conference championship contenders in Holy Cross on Nov. 28 and Sam Houston State on Jan. 3.

The away portion of the schedule is highlighted by the inaugural Diamond Head Classic in Honolulu from Dec. 22-25 that features an opening matchup against USC and a second matchup against either St. Mary's or Northeastern. UNLV, SMU, Hawai'i and College of Charleston are on the other side of the bracket in the ESPN-sponsored event. USC, UNLV, Saint Mary's, College of Charleston and Northeastern all reached the postseason in 2009.

The Broncos will also play at 2009 NCAA Tournament team Illinois on Dec. 13 in the start of a home-and-home series that will see the Illini return to Kalamazoo in 2010-11.

"(Playing the Illini) will give our kids a chance to go into a big-time atmosphere and play in front of a very enthusiastic crowd," Hawkins said. "It will be a lot of fun. It could also give us a frame of reference to draw from when we do play in some tough gyms in the MAC."

For the first time since the 1999-2000 season, the Broncos will open with in-state rival Detroit on Nov. 15. WMU has won two meetings in a row for the first time since 1974-75 and will be looking for back-to-back wins at Detroit for the first time since 1966 and 1968.

The Broncos have back-to-back home games against Holy Cross and Temple on Nov. 28 and Dec. 1. The Crusaders went 18-14 last season on the way to a second place finish in the Patriot League and a berth in the Patriot League Tournament championship game. The Owls went 22-12 and won the Atlantic 10 Tournament for the second season in a row before falling to Arizona State in the first round of the NCAA Tournament.

The Broncos will begin MAC play at home against in-state rival Eastern Michigan on Jan. 9 before heading on the road to play Northern Illinois on Jan. 13.

Western Michigan will host in-state rival Central Michigan on Jan. 16 and return the trip north on Feb. 27.

In its crossover games against the MAC East, WMU will host 2009 MAC Tournament champion Akron on Jan. 27, Miami on Feb. 4 and 2009 MAC co-champion Bowling Green on Feb. 6. The Broncos will travel to Kent State on Jan. 30, MAC co-champion Buffalo on Feb. 1 and Ohio on Feb. 9.

The MAC season ends at home on March 4 versus Ball State to complete a stretch of five road games in the final seven contests of the season, which includes a road ESPN BracketBusters contest.

"We're really excited about tackling the challenges presented by this season's MAC schedule," Hawkins said. "I believe the MAC West will be much improved with teams getting older and returning their injured players from last season. All of that should make for a very exciting campaign."

The season concludes with the MAC Tournament beginning on March 7 at campus sites and moving to Cleveland's Quicken Loans Arena for the final three rounds from March 11-13.





DAVID KOOL

GUARD

6-3 • Sr.
Grand Rapids, Mich.
South Christian

23

NOTEWORTHY: Ranks second all-time at WMU and in the MAC in career free throw percentage (.886) ... ranks seventh in career points (1,408), 380 shy of passing Manny Newsome's school record ... ranks fifth in career three-pointers (168), 79 shy of passing Ben Reed's school record ... ranks fourth in career free throws (396), 181 shy of passing Joe Reitz' school record917 free throw percentage in 2006-07 was the fourth-best ever by a freshman in NCAA history ... holds four of the top five longest consecutive free throw streaks in school history, including the record of 41 in a row over eight games from 1/19-2/12/08 ... made 102-of-109 (.936) career free throws in the final two minutes and overtime.

2008-09: *ESPN the Magazine* Third Team Academic All-American, *ESPN the Magazine* First Team Academic All-District IV, Second Team All-MAC, Academic All-MAC, NABC Honors Court, NABC District 14 First Team, BCAM College Academic-Athletic Honors Team, WMU Most Valuable Player ... led the MAC in scoring with 17.9 points per game to become the first Bronco to do so since Booker James in 1986-87 ... ranked second in free throws made (161) and free throw percentage (.894), fifth in three-pointers per game (1.87) and 15th in steals (1.42) in all games ... ranked first in scoring (18.7) and free throws made (96), second in free throw percentage (.932), seventh in defensive rebounds (4.56), 12th in three-pointers per game (1.56), 13th in steals (1.44) and 19th in rebounding (5.0) in conference games ... ranked sixth nationally in free throw percentage and 73rd in scoring ... started in 30-of-31 games averaging 17.9 points, 4.1 rebounds, 2.0 assists and 1.4 steals per game ... 161 made free throws are the third-most in a single season at WMU and .894 free throw percentage is fourth in a season ... made 39-of-40 (.975) free throws in late game situations (final two minutes and overtime) ... scored in double figures in 29 games, including 13 games of 20 points or more, and led the team in scoring 23 times ... named MAC West Player of the Week on Nov. 17 after averaging 24.3 points, 4.3 rebounds, 4.0 assists and 1.3 steals at the Charleston Classic ... named MAC West Player of the Week on Dec. 22 after scoring 19 points vs. Iona ... named MAC West Player of the Week on Jan. 12 after going off for 26 points, nine rebounds, three assists and two steals at Central Michigan ... named MAC Male Scholar Athlete of the Week on Jan. 15 for performance at CMU and on Feb. 12 after averaging 18.5 points, 5.0 rebounds, 2.0 assists and 1.5 steals at Bowling Green and Akron ... hit 37 consecutive free throws from 2/21-3/8, which is tied for third all-time ... scored 31 points at Northern Illinois (2/25) in 28 minutes on 10-of-19 shooting and 10-of-10 free throws ... hit for 27 points, six assists, five rebounds and two steals vs. SIU-Edwardsville (11/16) ... scored 26 points at CMU (1/11) and vs. Eastern Illinois (2/21) ... finished with 24 points and five rebounds vs. Hofstra (11/15) and 24 points vs. Ohio (2/11) ... scored

CAREER HIGHS

Points:	35 (at Buffalo, 1/29/08)
Field Goals:	10 (twice)
Field Goal Att.:	23 (twice)
Three-Pointers:	5 (three times)
Three-Point Att.:	14 (Eastern Illinois, 2/21/09)
Free Throws:	15 (vs. Eastern Michigan, 3/13/08)
Free Throw Att.:	16 (twice)
Rebounds:	10 (at Eastern Michigan, 1/24/09)
Assists:	8 (Akron, 2/6/08)
Steals:	5 (at Eastern Michigan, 1/24/09)
Blocks:	1 (twice)

23 points at MAC Tournament champion Akron (2/8) ... tallied 22 points vs. TCU (11/14), at VCU (12/4), at Toledo (2/28) and vs. Ball State (3/4) ... scored 21 points vs. Central Michigan (3/8) and 20 points against co-MAC champion Buffalo (1/27) ... registered first career double-double with 16 points, 10 rebounds and career-high five steals at Eastern Michigan (1/24) ... converted 13-of-13 free throws at Toledo (2/28) ... earned third letter.

2007-08: First Team All-MAC, Academic All-MAC, *CollegeInsider.com* MAC Most Valuable Player, NABC Honors Court recipient for academic success ... ranked fourth in scoring (16.3 ppg), third in free throw percentage (.855), 13th in three-point percentage (.376) and fourth in three-pointers per game (2.22) in the MAC in all games ... led the MAC in scoring in conference games



INDIVIDUAL CAREER HISTORY

Year	GP-GS	Min	Avg	FG	FGA	Pct	3FG	FGA	Pct	FT	FTA	Pct	REBOUNDS			Avg	PF	FO	A	TO	Blk	Stl	Pts	Avg
													Off	Def	Tot									
2006-07	29-23	757	26.1	96	220	.436	39	93	.419	99	108	.917	13	73	86	3.0	45	0	48	47	0	34	330	11.4
2007-08	32-31	1032	32.2	158	378	.418	71	189	.376	136	159	.855	12	91	103	3.2	68	2	75	78	2	27	523	16.3
2008-09	31-30	1058	34.1	168	429	.392	58	195	.297	161	180	.894	15	112	127	4.1	72	2	62	84	0	44	555	17.9
TOTAL	92-84	2847	30.9	422	1027	.411	168	477	.352	396	447	.886	40	276	316	3.4	185	4	185	209	2	105	1408	15.3

(17.8 ppg), in addition to ranking third in free throw percentage (.859), ninth in three-pointers per game (1.94) and 11th in assists (2.75 apg) ... ranked 36th nationally in free throw shooting to help WMU lead the MAC and rank 15th in the country (.753) ... started in 31-of-32 games and averaged 16.3 points, 3.2 rebounds, 2.3 assists and 0.8 steals, while shooting .418 (158-378) from the field, .376 (71-189) behind the three-point line and .855 (136-159) at the free throw line ... 71 three-pointers are the fifth-most ever in a season at WMU and his .855 free throw percentage is tied for ninth ... led the team in makes and percentage in late game situations by making 34-38 free throws (.895) in the final two minutes of games and overtime ... named MAC West Player of the Week on 1/28 after averaging 19.5 points, 3.5 rebounds, 1.5 assists and 1.5 steals per game against Central Michigan and Kent State ... named MAC West Player of the Week on 2/25 after averaging 17.0 points, 4.0 rebounds and 2.0 assists vs. Eastern Michigan and Green Bay ... named MAC West Player of the Week on 3/3 after averaging 20.0 points per game at Northern Illinois and Toledo ... scored a career-high 35 points in come-from-behind double overtime victory at Buffalo (1/29) as he hit 9-19 field goals, 3-9 three-pointers and 14-14 free throws ... hit the game-tying free throws with 17 seconds left in regulation as 22 of his points came in the final 3:42 of regulation and both overtimes ... led WMU with 24 points in first win at Toledo (3/1) since 1998 ... scored 24 points at No. 11/13 Oregon (11/12) and at Central Michigan ... hit game-tying shots at the end of regulation and the first overtime on his way to a team-high 23 points in double overtime victory against Miami (2/12) ... scored 14 of his 23 points in the final 2:12 of regulation and both overtimes ... posted 22 points to lead WMU to its first win at Detroit (11/19) since 1974 ... hit a career-high 15-of-16 free throws en route to 24 points in MAC Tournament quarterfinal win over Eastern Michigan (3/13) ... passed out career-high eight assists in victory over Akron (2/6) ... led the team in scoring 17 times on his way to 29 double-figure games in 32 contests and eight 20-point games ... earned second letter.

2006-07: Mid-American Conference Freshman of the Year, *MAC Report Online* Freshman of the Year ... MAC All-Freshman Team, *CollegeInsider.com* Mid-Major Freshman All-American ... led the Mid-American Conference and was fifth in the country in free throw percentage (.917-second all-time at WMU) ... ranked 22nd in scoring in all games (11.4) and 12th (13.4) in conference games, third in three-point percentage in all games (.419) and second (.473) in conference games and 14th in field goal percentage (.507) in conference games ... MAC West Player of the Week (3/5) after averaging 23 points, four rebounds and three assists per game in wins over Northern Illinois (3/1) and Ball State (3/4) ... converted 29 consecutive free throws over 12 games (11/24-1/13), which is tied for the second-longest stretch all-time at WMU ... scored a career-high 27 points on 6-of-14 shooting, 4-of-8 three-pointers and 11-of-14 free throws in the final game of the regular season at Ball State (3/4) ... posted 26 points on 7-of-10 shooting, 4-of-5 three-pointers and 8-of-9 free throws in a home victory over Eastern Michigan (1/20) ... scored 20 points at home vs. Ohio (2/6) ... hit 8-of-8 free throws on his way to 18 points at Indiana (12/20) ... led WMU in scoring eight times, including three of the last four games of the season ... converted on a game-tying three-point play with one minute to go to force overtime in a home victory over Valparaiso (2/17), finished with 16 points and a career-high four steals ... pulled down a career-high seven rebounds vs. Toledo (2/25) ... after missing the first three games with a hamstring injury, made his collegiate debut vs. Virginia Tech (11/23) at the Old Spice Classic ... made first career start vs. Illinois State (12/16) ... earned first letter.

High School: 2006 Michigan Mr. Basketball ... four-year letterwinner at South Christian High School under head coach Ken Hiskes where he averaged 23.5 points (all-time school leader with 1,853 points), 6.6 rebounds, 4.3 assists and 2.3 steals on 58.9 percent shooting from the field, 39.3 percent from behind the three-point line and 85.3 percent shooting at the free throw line ... Kool compiled a 71-7 varsity record and helped the Sailors win state championships in 2003 and 2005 ... two-time *Associated Press* Class B Player of the Year; became the first junior to ever win the award in 2005 ... named Basketball Coaches Association of Michigan (BCAM) First Team All-State, *Associated Press* First Team All-State, *Detroit News* and *Detroit Free Press* First Team All-State and *Grand Rapids Press* Dream Team First Team after his senior year ... awarded High School Athlete of the Year honors by the March of Dimes ... led GRSC to a 20-1 record his senior year by leading Michigan in scoring with 30.1 points per game, in addition to 8.8 rebounds, 6.1 assists and 2.6 steals ... led GRSC to a 26-1 record and the 2005 Class B state championship his junior year by averaging 25.1 points, 6.3 rebounds, 3.5 assists and 2.4 steals per game ... set a Class B Championship record with 43 points and a perfect 20-of-20 performance at the free throw line in the championship game ... named AP First Team All-State, BCAM First Team All-State, *Detroit News* and *Detroit Free Press* First Team All-State and *Grand Rapids Press* Dream Team First Team ... averaged 22.2 points, 6.5 rebounds, 4.1 assists and 2.4 steals his sophomore year on his way to AP Special Mention All-State and BCAM Second Team All-State honors ... averaged 11 points as the sixth man on GRSC's 27-0 state championship team his freshman year ... lettered in soccer his freshman and sophomore year and was named team MVP and Second Team All-State after his sophomore campaign ... also lettered his freshman year in track and was the placekicker for the football team his sophomore year.

Personal: Born Sept. 23, 1987 in Battle Creek, Mich. ... full name is David Anderson Kool ... son of Nick and Jan Kool ... both parents attended Calvin College ... has two older sisters, Candace and Christin, and one older brother, William ... majoring in physical education with an emphasis in teaching and coaching with a 3.40 GPA.





DONALD LAWSON

CENTER
6-10 • Sr.
Chicago, Ill.
Leo

24

NOTEWORTHY: Ranks eighth in career blocks (57) at WMU.

2008-09: Appeared in 22 games with 16 starts ... averaged 5.4 points, 5.5 rebounds and 1.0 blocks per game ... made 48-of-100 field goals (.480) ... ranked sixth in the MAC in blocks per game (1.0) and 12th in total blocks (21) ... scored career-high 13 points in the opening game of the season vs. TCU (11/14) on 6-of-10 shooting ... hit 5-of-9 field goals to score 10 points vs. Detroit (11/18) ... had 12 points, five rebounds and three blocks in victory over Iona (12/18) ... narrowly missed double-double with nine points and 10 rebounds vs. SIU-Edwardsville ... pulled down career-high 11 rebounds in back-to-back games at Southern Illinois (12/22) and Green Bay (12/30) ... came back from six-week layoff to finish with eight points, six rebounds and two blocks vs. Ohio (2/11) ... corralled nine rebounds vs. Eastern Illinois (2/21) and at Toledo (2/28) ... three 10-rebound games led the team ... led the team in rebounding seven times ... earned third letter.

2007-08: Named WMU Most Improved Player ... appeared in 31 games averaging 2.3 points, 1.9 rebounds and 0.8 blocks in 10.1 minutes per game ... made 24-of-42 (.571) field goals and 23-of-33 (.727) free throws ... ranked 10th in the MAC in blocked shots (0.77 bpg) in all games and 12th in conference games (0.80) ... tied for second on the team in dunks (6) ... scored a career-high 10 points in victory over Pepperdine (11/11) ... set career highs with six rebounds and five blocks against North Carolina Central (1/2) ... blocked three shots in MAC opening victory over Northern Illinois (1/5) ... scored six points in three-straight games at Eastern Michigan (1/12), at Ball State (1/16) and vs. Toledo (1/19) ... earned second letter.

2006-07: Appeared in 28 games averaging 1.5 points and 1.6 rebounds per game ... hit 18-of-30 shots (.600) ... finished second on the team with 12 blocked shots ... scored seven points and pulled down six rebounds in a nationally-televised game (ESPN2) vs. West Virginia (11/24), including a monstrous two-handed tip dunk ... scored six points in a nationally-televised game (ESPN2) vs. Marist (11/26) ... scored four points and had four rebounds at Temple (12/5) ... scored four points and tied his career high with six rebounds at Davidson (12/30) ... blocked a career-high three shots in first round MAC Tournament victory over Northern Illinois (3/7) ... made his collegiate debut vs. Detroit (11/20) ... earned first letter.

High School: Four-year letterwinner at Leo High School under head coaches Noah Cannon and Jerry Tokars ... averaged 14 points, nine rebounds and four blocks per game in leading the Lions to a 21-8 record and regional championship ... honorable mention Class AA all-state his senior year and

CAREER HIGHS

Points:	13 (vs. TCU, 11/14/08)
Field Goals:	6 (vs. TCU, 11/14/08)
Field Goal Att.:	10 (vs. TCU, 11/14/08)
Three-Pointers:	N/A
Three-Point Att.:	N/A
Free Throws:	6 (Iona, 12/18/08)
Free Throw Att.:	10 (Iona, 12/18/08)
Rebounds:	11 (twice)
Assists:	2 (twice)
Steals:	2 (twice)
Blocks:	5 (North Carolina Central, 1/2/08)

honorable mention Class A all-state his junior year ... two-time Chicago Catholic League Defensive Player of the Year and all-Chicago Catholic League ... member of 2004 Leo team that went 28-5 and won the Illinois Class A state championship ... four-year member of the Leo's Gold Honor Roll and was a member of the school choir.

Personal: Born June 20, 1988 in Chicago, Ill. ... full name is Donald Deondre Hewing Lawson ... son of Janette Lawson and Donald Hewing (deceased) ... has three siblings, Marko, Qiana and Shontell ... majoring in criminal justice.



INDIVIDUAL CAREER HISTORY

Year	GP-GS	Min	Avg	FG	FGA	Pct	3FG	FGA	Pct	FT	FTA	Pct	REBOUNDS													Pts	Avg
													Off	Def	Tot	Avg	PF	FO	A	TO	Blk	Stl	Pts	Avg			
2006-07	28-0	261	9.3	18	30	.600	0	0	.000	7	25	.280	17	28	45	1.6	54	1	0	14	12	6	43	1.5			
2007-08	31-0	312	10.1	24	42	.571	0	0	.000	24	33	.727	25	35	60	1.9	64	2	4	23	24	4	72	2.3			
2008-09	22-16	504	22.9	48	100	.480	0	0	.000	23	49	.469	45	76	121	5.5	82	7	11	35	21	10	119	5.4			
TOTAL	81-16	1077	13.3	90	172	.523	0	0	.000	54	107	.505	87	139	226	2.8	200	10	15	72	57	20	234	2.9			



MARTELLE McLEMORE

GUARD

6-5 • Sr.
Detroit, Mich.
Consortium Prep

3

2008-09: Appeared in 28 games with six starts averaging 3.6 points, 2.8 rebounds and 0.7 assists on 35-of-94 (.372) field goals and 20-of-55 (.364) three-pointers ... set a career high with 15 points, including 3-of-5 three-pointers, and six rebounds vs. IUPUI (11/29) ... hit all three trifectas for 11 points, six rebounds and two assists in road win at Sam Houston State (11/25) ... connected on 3-of-4 three-pointers to score 11 points vs. SIU-Edwardsville ... finished with nine points and six rebounds at Toledo (2/28) ... tallied seven points and team-high seven rebounds at Holy Cross (12/6) ... hit a pair of three-pointers at MAC champion Bowling Green (2/4) and vs. Ohio (3/10) in the MAC Tournament ... notched career-high three steals and seven rebounds vs. Toledo (1/14) ... earned third letter.


2007-08: Appeared in 31 games with one start averaging 2.5 points and 2.7 rebounds per game ... made 27-of-85 (.318) field goals, 5-of-21 (.238) three-pointers and 18-of-27 (.667) free throws ... set a career high with 10 points and four field goals at Valparaiso (11/28) in just 11 minutes ... scored five points with a career-high eight rebounds and his first career blocked shot at IUPUI (12/15) ... posted seven points, six rebounds and career-high three assists vs. Akron (2/6) ... snared seven rebounds vs. Northern Illinois (1/5) ... earned second letter.

2006-07: Appeared in 23 games averaging 1.4 points and 1.1 rebounds per game ... finished with seven points and two assists vs. Culver-Stockton (1/2) ... scored four points and had a career-high six rebounds in first round MAC Tournament victory over Northern Illinois (3/4) ... hit three-pointers at Akron (1/27) and at Eastern Michigan (2/22) ... had two steals and three rebounds in nationally-televised (ESPN2) victory over Virginia Tech (11/23) ... made his collegiate debut with two points and two steals against No. 4 Pittsburgh (11/12) in the Maggie Dixon Classic ... earned first letter.

High School: Led Detroit Consortium Prep to a 16-6 record and the Detroit Public School Academy League championship his senior year, averaging 24 points, six rebounds and three assists ... named *Associated Press* Class C All-State Second Team; *Detroit Free Press* Class C All-State Second Team, All-Detroit Second Team and All-Metro Honorable Mention; *Detroit News* All-Detroit Third Team and All-Metro Fourth Team ... played in the Basketball Coaches Association of Michigan (BCAM) All-Star Game ... ranked as the No. 4 wing player in Michigan by *Prep Spotlight* ... averaged 17 points and four rebounds at Detroit Mumford his junior year ... named MVP of the Roundball Classic at Detroit and MVP in the AAU state championship game ... led Team Michigan Trotters to two state AAU championships ... member of school's Honor Roll.

CAREER HIGHS	
Points:	15 (IUPUI, 11/29/08)
Field Goals:	5 (IUPUI, 11/29/08)
Field Goal Att.:	8 (twice)
Three-Pointers:	3 (three times)
Three-Point Att.:	5 (IUPUI, 11/29/08)
Free Throws:	2 (multiple times)
Free Throw Att.:	5 (at Valparaiso, 11/28/07)
Rebounds:	8 (at IUPUI, 12/15/07)
Assists:	3 (Akron, 2/6/08)
Steals:	3 (Toledo, 1/14/09)
Blocks:	1 (multiple times)

Personal: Born Aug. 21, 1988 in Detroit, Mich. ... full name is Martelle Dorian McLemore ... son of Corneal and Sharon McLemore ... has an older brother, Marques, and an older sister, Kristina ... his cousin, Carlos Rogers, was the 11th overall pick in the 1994 NBA Draft and played eight seasons in the NBA with the Golden State Warriors, Toronto Raptors, Portland Trailblazers, Houston Rockets and Indiana Pacers ... majoring in criminal justice.



Year	GP-GS	Min	Avg	INDIVIDUAL CAREER HISTORY										REBOUNDS										Pts	Avg
				FG	FGA	Pct	3FG	FGA	Pct	FT	FTA	Pct	Off	Def	Tot	Avg	PF	FO	A	TO	Blk	Stl			
2006-07	23-0	148	6.4	12	48	.250	3	18	.167	6	15	.400	10	15	25	1.1	29	0	7	9	0	8	33	1.4	
2007-08	31-1	289	9.3	27	85	.318	5	21	.238	18	27	.667	29	56	85	2.7	49	1	10	24	3	10	77	2.5	
2008-09	28-6	398	14.2	35	94	.372	20	55	.364	12	21	.571	26	51	77	2.8	48	0	20	24	1	14	102	3.6	
TOTAL	82-7	835	10.2	74	227	.326	28	94	.298	36	63	.571	65	122	187	2.3	126	1	37	57	4	32	212	2.6	



ALEX WOLF

GUARD

6-0 • Jr.
Parchment, Mich.
Parchment

15

CAREER HIGHS

Points:4 (at Ball State, 1/16/08)
Field Goals:1 (twice)
Field Goal Att.:2 (at Southern Illinois, 12/22/08)
Three-Pointers:N/A
Three-Point Att.:1 (three times)
Free Throws:2 (at Ball State, 1/16/08)
Free Throw Att.:2 (twice)
Rebounds:1 (twice)
Assists:1 (three times)
Steals:N/A
Blocks:N/A

2008-09: Earned WMU Coaches' Award ... appeared in five games ... drove for a lay-up at Southern Illinois (12/22) ... handed out an assist at MAC Tournament champion Akron (2/8).

2007-08: Appeared in nine games for a total of 18 minutes ... made only field goal and hit both free throws for four points at Ball State (1/16) ... started the second half and had one assist and hit 1-of-2 free throws at Valparaiso (11/28) ... dished out one assist and corralled one rebound vs. North Carolina Central (1/2) ... earned first letter.

2006-07: Redshirted.

High School: Four-year letterwinner at Parchment High School under head coach Larry Bailey ... named a 2005-06 McDonald's All-America nominee by Bankhoops.com ... averaged 26.3 points, 6.2 assists, 5.5 rebounds and 3.8 steals in the first eight games of his senior year ... finished the year playing 11 games and averaged 21.7 points, 6.3 assists, 5.0 rebounds and 3.5 steals per game ... finished his high school career with 1,012 points ... received the B'nai B'rith Scholar-Athlete Award as a senior (Derek Jeter is a former winner) ... averaged 15.7 points, 7.2 assists, 4.8 rebounds and 2.4 steals while leading Parchment to the regional finals as a junior ... averaged 12.7 points, 4.6 assists, 3.1 rebounds and 2.2 steals as a sophomore ... played in 21 games as a freshman and averaged 6.2 points, 2.4 assists, 2.3 rebounds and 1.4 steals ... was named All-Kalamazoo Valley Association twice in basketball, soccer and tennis ... won district championships in basketball, tennis and soccer ... all-state in tennis as a senior after the team advanced to the state finals all three years he participated ... earned two varsity letters in soccer and was team MVP as a senior ... on academic honor roll all four years of high school ... earned high school diplomas from Parchment and the Kalamazoo Area Math and Science Center.

Personal: Born Jan. 6, 1988 in Kalamazoo, Mich. ... full name is Alexander Thomas Richard Wolf ... son of Kathy and Tom Wolf ... both parents graduated from WMU as did his grandfather, retired Army LTC Thomas R. Wolf ... father is employed in the information technology department at WMU ... has an older sister, Lauren ... majoring in civil engineering with a 3.26 GPA.



Year	GP-GS	Min	Avg	FG	FGA	Pct	3FG	FGA	Pct	FT	FTA	Pct	REBOUNDS				PF	FO	A	TO	Blk	Stl	Pts	Avg	
													Off	Def	Tot	Avg									
2007-08	9-0	18	2.0	1	2	.500	0	1	.000	3	4	.750	0	2	2	0.2	2	0	2	2	0	0	0	5	0.6
2008-09	5-0	11	2.2	1	3	.333	0	2	.000	0	0	.000	0	0	0.0	0	0	1	0	0	0	0	2	0.4	
TOTAL	14-0	29	2.1	2	5	.400	0	3	.000	3	4	.750	0	2	2	0.1	2	0	3	2	0	0	7	0.5	



MUHAMMED CONTEH

FORWARD/CENTER

6-7 • So.

Bloomington, Ind.

Providence School (Fla.)

32

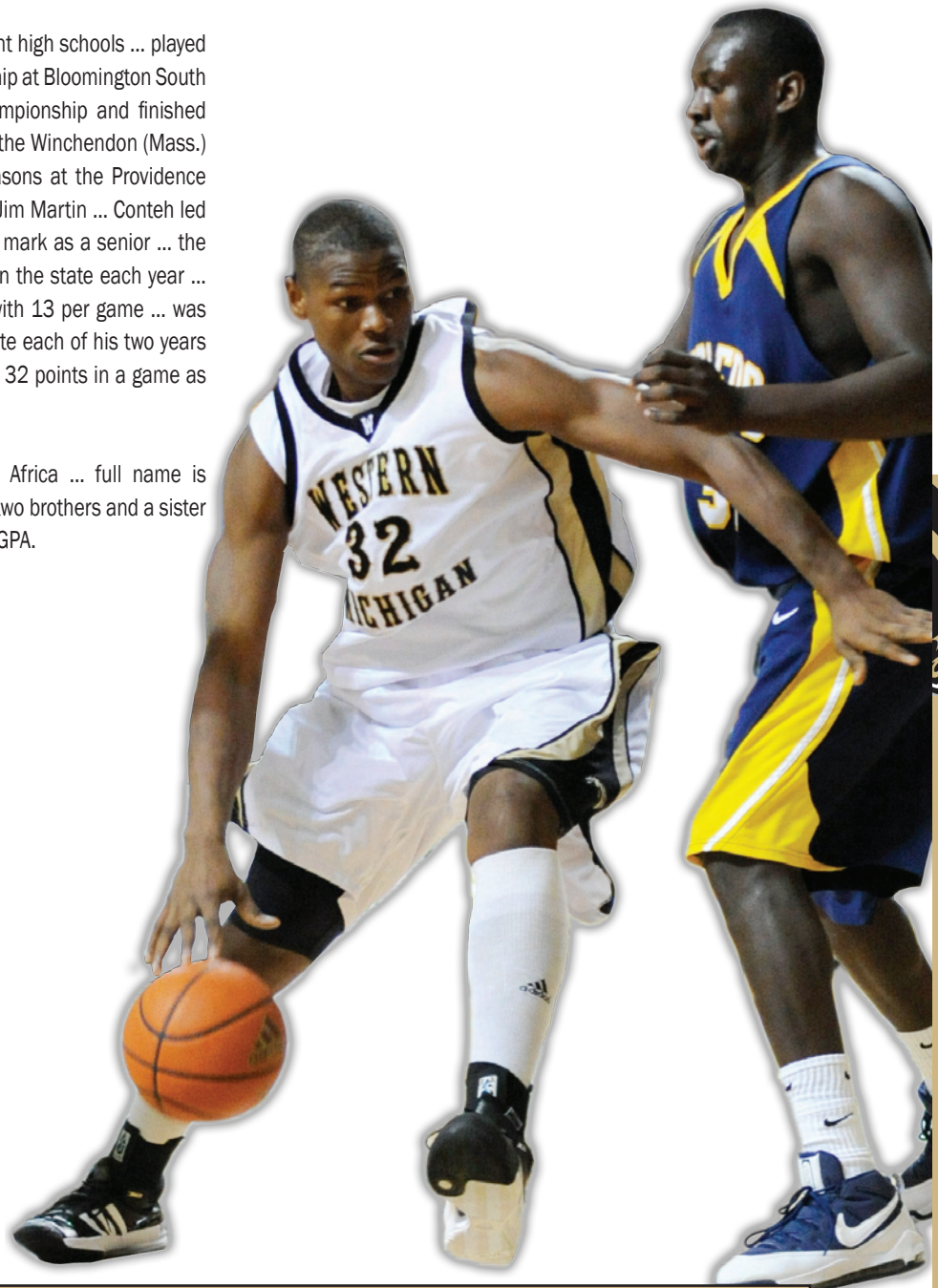
CAREER HIGHS

Points:	3 (twice)
Field Goals:	1 (twice)
Field Goal Att.:	2 (three times)
Three-Pointers:	N/A
Three-Point Att.:	N/A
Free Throws:	1 (three times)
Free Throw Att.:	2 (three times)
Rebounds:	3 (Toledo, 1/14/09)
Assists:	1 (Loyola (Ill.), 11/22/08)
Steals:	1 (at Bowling Green, 2/4/09)
Blocks:	1 (twice)

2008-09: Appeared in 12 games and compiled seven points, 13 rebounds and two blocks ... scored three points at Southern Illinois (12/22) and at MAC Tournament champion Akron (2/8) ... pulled down career-high three offensive rebounds vs. Toledo (1/14).

High School: Four-year letterwinner at three different high schools ... played for coach J.R. Holmes and won a district championship at Bloomington South High School as a freshman ... won a league championship and finished second in the state under coach Michael Byrnes at the Winchendon (Mass.) School as a sophomore ... spent his final two seasons at the Providence School in Jacksonville, Fla., playing for head coach Jim Martin ... Conteh led the Stallions to a 24-9 record as a junior and 22-4 mark as a senior ... the team reached the district finals and finished third in the state each year ... led the state of Florida in rebounding as a junior with 13 per game ... was named to the all-state tournament team and all-state each of his two years at Providence ... scored a Providence school record 32 points in a game as a junior.

Personal: Born Nov. 22, 1988 in Gambia, West Africa ... full name is Muhammed S. Conteh ... son of Julie Adams ... has two brothers and a sister ... majoring in the university curriculum with a 3.07 GPA.



PLAYER BIOS

INDIVIDUAL CAREER HISTORY

Year	GP-GS	Min	Avg	FG	FGA	Pct	3FG	FGA	Pct	FT	FTA	Pct	REBOUNDS			PF	FO	A	TO	Blk	Stl	Pts	Avg	
													Off	Def	Tot									
2008-09	12-0	58	4.8	2	8	.250	0	0	.000	3	7	.429	6	7	13	1.1	13	0	1	2	2	1	7	0.6
TOTAL	12-0	58	4.8	2	8	.250	0	0	.000	3	7	.429	6	7	13	1.1	13	0	1	2	2	1	7	0.6



MIKE DOUGLAS

GUARD

6-0 • So.
Detroit, Mich.
Finney

5

2008-09: Appeared in 17 games with one start against SIU-Edwardsville (11/16) ... finished the season with 16 points, 14 assists, 11 rebounds and eight steals ... hit 4-of-9 three-pointers ... connected on three-pointers vs. SIU-Edwardsville (11/16), at Holy Cross (12/6), Green Bay (12/30) and at Akron (2/8) ... passed out career-high four assists against Iona (12/18) ... pulled down career-high three rebounds vs. Hofstra (11/15) ... earned first letter.

High School: Four-year letterwinner at Osborn High School as a freshman and Finney High School under head coach Ray Reeves his final three seasons ... piloted Finney, the preseason No. 2 team in the state, to a 22-4 record and quarterfinals of the state tournament ... named to *Detroit News* All-State Class A Third Team, *Detroit News* All-Metro Detroit First Team and *Detroit Free-Press* All-Detroit Team Honorable Mention, after averaging 17 points and state-high 14 assists per game ... named Finney MVP ... helped Finney win the Eastside championship as a junior ... contributed 60 hours of community service.

Personal: Born Nov. 29, 1989 in Detroit, Mich. ... full name is Michael Jason Douglas ... son of Michelle Douglas ... mother is a police officer in Detroit specializing in forensics and firearms ... has four siblings: Micaï Douglas, Bre Asaka, Hannah Asaka and Mya Asaka ... majoring in criminal justice.

CAREER HIGHS

Points:	3 (multiple times)
Field Goals:	1 (multiple times)
Field Goal Att.:	4 (vs. SIU-Edwardsville, 11/16/08)
Three-Pointers:	1 (multiple times)
Three-Point Att.:	2 (twice)
Free Throws:	2 (vs. Hofstra, 11/15/08)
Free Throw Att.:	4 (vs. Hofstra, 11/15/08)
Rebounds:	3 (vs. Hofstra, 11/15/08)
Assists:	4 (Iona, 12/18/08)
Steals:	2 (Toledo, 1/14/09)
Blocks:	N/A



Year	GP-GS	Min	Avg	FG	FGA	Pct	3FG	FGA	Pct	FT	FTA	Pct	REBOUNDS												
													Off	Def	Tot	Avg	PF	FO	A	TO	Blk	Stl	Pts	Avg	
2008-09	17-1	129	7.6	4	19	.211	4	9	.444	4	10	.400	0	11	11	0.6	10	0	14	8	0	8	16	0.9	
TOTAL	17-1	129	7.6	4	19	.211	4	9	.444	4	10	.400	0	11	11	0.6	10	0	14	8	0	8	16	0.9	



DEMETRIUS WARD

GUARD

6-2 • So.
Detroit, Mich.
Pershing

1

CAREER HIGHS

Points:	14 (Toledo, 1/14/09)
Field Goals:	6 (Toledo, 1/14/09)
Field Goal Att.:	10 (Toledo, 1/14/09)
Three-Pointers:	1 (multiple times)
Three-Point Att.:	3 (Eastern Illinois, 2/21/09)
Free Throws:	4 (at Akron, 2/8/09)
Free Throw Att.:	5 (at Akron, 2/8/09)
Rebounds:	6 (Ohio, 2/11/09)
Assists:	3 (twice)
Steals:	3 (Eastern Michigan, 2/18/09)
Blocks:	N/A

2008-09: Named WMU Most Improved Player ... averaged 2.2 points, 1.7 rebounds and 0.7 assists per game playing in all 31 games ... increased averages to 3.4 points and 2.1 rebounds per game in conference play ... third on the team with 17 steals, including 13 in MAC play ... led the Broncos with 14 points on 6-of-10 shooting and five rebounds vs. Toledo (1/14) ... collected 11 points, three rebounds, two assists and two steals at MAC Tournament champion Akron (2/8) ... led the team with career-high six rebounds vs. Ohio (2/11) ... posted seven points and four rebounds at MAC co-champion Bowling Green (2/4) ... earned first letter.

High School: Three-year letterwinner at Pershing under head coach A.W. Canada ... led the Doughboys to a 25-4 record, while they won the Detroit Public School League, district and regional championships on the way to the Class A State Championship Game ... finished with 23 points, six rebounds and three assists in the final ... hit the game-winning shot in overtime vs. Romulus in the state semifinals and finished with 18 points, five rebounds and three steals ... defeated new teammate Mike Douglas and Detroit Finney, 59-50, in the state quarterfinals ... named *Detroit News* Class A First Team All-State, *Detroit Free Press* Class A Third Team All-State, *Associated Press* All-State Honorable Mention, *Detroit Free Press* Second Team All-Detroit and *Detroit News* First Team All-Metro Detroit ... averaged 16.9 points and 8.0 rebounds per game ... won district championship as a junior and was named All-Eastside MVP ... won the Eastside championship and reached the city finals as a sophomore ... featured on *YouTube.com* hitting a game-winning halfcourt shot during an AAU game ... member of the Honor Roll and National Honor Society.

Personal: Born Aug. 20, 1990 in Detroit, Mich. ... full name is Demetrius Eremias Ward ... son of Barbara Green ... has one older brother, Detric Green, one younger brother, Jalen Ward, and two younger sisters, Shamia and Dominique Green ... majoring in criminal justice.



INDIVIDUAL CAREER HISTORY

Year	GP-GS	Min	Avg	FG	FGA	Pct	3FG	FGA	Pct	FT	FTA	Pct	REBOUNDS				PF	FO	A	TO	Blk	Stl	Pts	Avg
													Off	Def	Tot	Avg								
2008-09	31-0	308	9.9	23	68	.338	4	24	.167	18	30	.600	15	37	52	1.7	30	0	22	23	0	17	68	2.2
TOTAL	31-0	308	9.9	23	68	.338	4	24	.167	18	30	.600	15	37	52	1.7	30	0	22	23	0	17	68	2.2



FLENARD WHITFIELD

FORWARD

6-7 • So.
Detroit, Mich.
Martin Luther King

33

2008-09: MAC All-Freshman Team ... appeared in all 31 games with 23 starting assignments ... averaged 5.5 points and 4.1 rebounds per game, while hitting 66-of-141 (.468) field goals and 40-of-69 (.580) free throws ... posted 13 points and 12 rebounds vs. SIU-Edwardsville (11/16) ... scored 13 points with seven rebounds vs. Hofstra (11/15) ... hit 6-of-7 field goals on his way to 13 points vs. Ball State (3/4) ... tallied 10 points and six rebounds at CAA champion VCU (12/4) ... scored nine points with seven rebounds against Kent State (1/31) and nine points with six rebounds vs. Ohio in the MAC Tournament (3/10) ... finished with eight points and seven rebounds on ESPN2 at Miami (2/14) ... scored eight points vs. Iona (12/18) and vs. Central Michigan (3/8) ... corralled eight rebounds at MAC Tournament champion Akron (2/8) ... led the team in rebounding seven times ... earned first letter.

High School: Three-year letterwinner in basketball and four-year letterwinner in football ... Named *Detroit News* Class A Fifth Team All-State, *Detroit Free Press* Class A Sixth Team All-State, *Associated Press* All-State Honorable Mention, *Detroit Free Press* First Team All-Detroit and Detroit Public School League Southeast Player of the Year ... averaged 22 points per game ... played wide receiver in football and caught a 29-yard touchdown pass to give his team the lead for good in the Crusaders' Division 2 State Championship Game victory ... King's title was the first for a team from the PSL in state history ... received significant recruiting interest as a wide receiver, in addition to playing basketball ... won a pair of city championships in football ... named Most Outstanding Wide Receiver after his senior year.

Personal: Born May 6, 1990 in Detroit, Mich. ... full name is Flenard Deon Whitfield Jr. ... son of Jacqueline and Flenard Whitfield Sr. ... has three sisters: LeQuisha, Chelsi and Chloe ... LeQuisha played basketball at the University of Michigan with career averages of 5.6 points and 3.3 rebounds per game ... major is undecided.


CAREER HIGHS

Points:	13 (three times)
Field Goals:	6 (Ball State, 3/4/09)
Field Goal Att.:	12 (vs. SIU-Edwardsville, 11/16/08)
Three-Pointers:	N/A
Three-Point Att.:	1 (three times)
Free Throws:	9 (vs. Hofstra, 11/15/08)
Free Throw Att.:	13 (vs. Hofstra, 11/15/08)
Rebounds:	12 (vs. SIU-Edwardsville, 11/16/08)
Assists:	2 (twice)
Steals:	2 (at Northern Illinois, 2/25/09)
Blocks:	2 (at Central Michigan, 1/11/09)



INDIVIDUAL CAREER HISTORY

Year	GP-GS	Min	Avg	FG	FGA	Pct	3FG	FGA	Pct	FT	FTA	Pct	REBOUNDS			Avg	PF	FO	A	TO	Blk	Stl	Pts	Avg
													Off	Def	Tot									
2008-09	31-23	620	20.0	66	141	.468	0	3	.000	40	69	.580	48	78	126	4.1	81	4	12	33	10	9	172	5.5
TOTAL	31-23	620	20.0	66	141	.468	0	3	.000	40	69	.580	48	78	126	4.1	81	4	12	33	10	9	172	5.5



ED THOMAS
GUARD
 5-9 • So.
 Lansing, Mich.
 Everett/Rockford College (Ill.)

12

Rockford College: Played freshman season at NCAA Division III Rockford in 2007-08 ... averaged 12.6 points, 4.3 assists, 4.2 rebounds and 2.3 steals in 31 minutes per game ... ranked in the top five in steals, top 10 in minutes and top 20 in scoring and field goal percentage in the Northern Athletics Conference.

High School: Averaged 12.8 points, 5.2 assists, 4.8 rebounds and 2.6 steals as co-captain during his senior year ... named *Lansing State Journal* First Team All-Conference and *Lansing State Journal* Dream Team Honorable Mention as a senior ... earned team Most Dedicated Award, Loyalty Award and Scholar Award as a junior and senior ... graduated on the Honor Roll with a 3.3 GPA ... legislative intern for state representatives Joan Bauer and Mary Waters.

Personal: Born Dec. 16, 1989 in Lansing, Mich. ... full name is Edward Mitchell Thomas ... son of Edward and Crystal Thomas ... has one older sister, Tamera (25), a former track and field athlete at Central Michigan ... majoring in finance.




DAVID BROWN
GUARD
 6-3 • Fr.
 Roscoe, Ill.
 Hononegah

25

High School: Four-year letterwinner at Hononegah for head coach Mike Miller ... named IBCA First Team 3A/4A All-State, *News-Gazette* Second Team All-State and *Associated Press* Class 4A All-State Honorable Mention as a senior after leading the Indians to a 26-4 record and first outright NIC-10 championship since 1990 with 17 points per game ... participated in the Northern Illinois Senior All-Star Classic, Chicago High School Classic and Rock River Valley Senior Classic All-Star Game ... two-time NIC-10 MVP averaged 23 points, eight rebounds and 3.5 assists as a junior ... named first team all-state after leading team to school record 28 wins and its first ever regional championship and co-NIC-10 championship ... scored 40 points as a junior in the sectional semifinals ... finished fourth in the 2008 Illinois Three-Point Shootout ... averaged 14.5 points and 5.5 rebounds as a sophomore when team went 22-9 and finished second in the NIC-10 at 12-4 ... three-time First Team All-NIC 10 ... three-time *Beloit Daily News* MVP ... attended the 2008 LeBron James Skills Academy ... started as a freshman and averaged 5.5 points per game ... 2009 NIC-10 Academic Athlete.

Personal: Born July 22, 1991 in St. Louis, Mo. ... full name is David Alexander Brown ... son of Pam and Ray Brown ... has one older brother, Richard (21), one older sister, Kortney (20) and four younger sisters: Kayla (13), Serena (10), Krista (5) and Corinne (2) ... majoring in sports communications.



AUSTIN HARPER
GUARD
 6-2 • Fr.
 Grand Haven, Mich.
 Grand Haven

22

High School: Three-year letterwinner at Grand Haven under head coach Steve Hewitt ... led Buccanneers to 17-8 record as a senior and district championship with 16.8 points, 6.0 rebounds, 4.8 assists and two steals per game ... *Detroit Free Press* Class A First Team All-State, BCAM Class A All-State, *Bankhoops.com* Class A Second Team All-State and *Detroit News* Class A Honorable Mention All-State ... McDonald's All-America candidate was leading scorer in West Michigan All-Star Game and played in BCAM Class A/B All-Star Game ... co-O-K Red Conference champions as a junior with 15 points, six rebounds, four assists and three steals per game for 15-6 squad ... AP Class A Honorable Mention All-State, three-time *Muskegon Chronicle* A-B All-Area Team and two-time O-K Red All-Conference ... competed in sprints and high jump on the track team as a senior ... finished third in O-K Red in the high jump to earn all-conference honors.

Personal: Born Jan. 18, 1991 in West Bloomfield, Mich. ... full name is Austin E. Harper ... son of Ed and Kathy Harper ... father attended the Naval Academy and mother attended Michigan State ... major is undecided.




NATE HUTCHESON
FORWARD
 6-7 • Fr.
 Marion, Iowa
 Linn-Mar

11

High School: Three-year letterwinner with a Linn-Mar team that reached the state finals each of his three years ... averaged 16.4 points, 5.5 rebounds, 2.7 assists and 1.2 steals per game as a senior for a team that finished 22-3 and second in the state ... Iowa Newspaper Association and Iowa Basketball Coaches Association Class 4A Second Team All-State and *IowaPreps.com* Class 4A Third Team All-State ... averaged 15.2 points and 2.8 rebounds per game as a junior for team that went 21-4 and finished third in the state ... All-Metro Second Team ... played for Lions' state championship team as a sophomore that went 24-1 ... competed in the high jump as a senior ... finished fifth in the state in 4A with a leap of 6-feet, 4-inches ... All-Metro in boys track ... 4A district champion in the high jump ... won the high jump at the A.D. Dickinson Indoor in his first ever event ... graduated with a 3.31 GPA.

Personal: Born Aug. 15, 1990 in Storm Lake, Iowa ... full name is Nathan Thomas Hutcheson ... son of Mark and Amy Hutcheson ... dad played four years of basketball at Westmar College (Iowa) ... has one sister, Jaye ... major is undecided.





BRANDON POKLEY

GUARD
6-4 • Fr.
Clarkston, Mich.
Clarkston

10

High School: Three-year letterwinner and two-year starter at Clarkston under head coach Dan Fife ... averaged 21 points and five rebounds as a senior and hit 40 percent from behind the three-point line as the Wolves went 24-2 and reached the Michigan Class A state semifinals for the first time since 1980 ... scored 23 points on 9-of-13 shooting, including 4-of-6 three-pointers, against state runner-up Kalamazoo Central in the state semis ... *Detroit Free Press* Class A Third Team All-State, *Detroit News* Class A All-State Honorable Mention, *Detroit News* All-Detroit Metro North Second Team and *Oakland Press* All-County Dream Team ... won league, district and regional championships each of his last three seasons and went 47-5 during his junior and senior seasons as a starter ... graduated with 3.6 GPA.

Personal: Born Oct. 14, 1990 ... full name is Brandon Allan Pokley ... son of Garry and Suzanne Pokley ... has two younger brothers, Blake (14) and Dalton (12) ... major is undecided.



SHAYNE WHITTINGTON

CENTER
6-10 • Fr.
Paw Paw, Mich.
Lawrence

21

High School: Two-year starter and letterwinner at Lawrence ... led team to 47-4 record over the last two seasons and back-to-back trips to the MHSAA Class D State Finals, finishing tied for third in the state each year ... averaged 17.2 points, 12.1 rebounds, 4.0 blocks, 3.0 steals and 2.0 assists per game as the Tigers went 24-2, a school record for wins ... BCAM and *Bankhoops.com* Class D Player of the Year ... *Bankhoops.com*, BCAM, *Detroit News*, *Detroit Free Press* and *Associated Press* Class D First Team All-State ... averaged 11.3 points, 9.2 rebounds and 2.1 blocks as Lawrence went 23-2 during his junior year and named *Detroit Free Press* Class D Honorable Mention All-State ... MVP of the BCAM Class C/D All-Star Game with 15 points ... won back-to-back Southwestern Athletic Conference, district and regional championships ... played tight end on the football team as a junior when team went 7-3 and reached the playoffs for the first time since 2000 ... graduated with honors ... member of the student council.

Personal: Born March 27, 1991 in Paw Paw, Mich. ... full name is Shayne Mitchell Whittington ... son of Scott Whittington and Carrie Rokos ... has one older brother, Spencer (20), a younger sister, Erika (15) and two younger brothers, Cody (15) and Joey (12) ... major is undecided.



NICK STAPERT

CENTER
6-8 • Fr.
Gobles, Mich.
Gobles

50

High School: Letterwinner in football, basketball and baseball as a junior and senior at Gobles ... averaged 14.7 points and 10 rebounds per game, while shooting 53 percent from the field to be named all-conference ... tied the school record for blocked shots in a season with 70 ... averaged 14.2 points, 8.4 rebounds and 3.2 blocks per game as junior ... played tight end and defensive tackle for football team that went 7-3 in his senior and junior season and made the playoffs both seasons ... played first base and pitched for the baseball team ... hit five home runs as a senior ... member of student council and National Honor Society ... member of the drum line in the Gobles Marching Band ... graduated with a 3.7 GPA.

Personal: Born Aug. 8, 1990 in Kalamazoo, Mich. ... full name is Nicholas Bruce Stapert ... son of Marc and Dawn Stapert and stepdad, James Geiger ... has two younger brothers, Clayton (11) and Jack (3) ... majoring in biomedical sciences.

WMU Newcomers (L-R): Nick Stapert, Brandon Pokley, Nate Hutcheson, David Brown, Shayne Whittington, Ed Thomas, Austin Harper





#1 Demetrius Ward



#3 Martelle McLemore



#5 Mike Douglas



#10 Brandon Pokley



#11 Nate Hutcheson



#12 Ed Thomas



#15 Alex Wolf



#21 Shayne Whittington



#22 Austin Harper



#23 David Kool



#24 Donald Lawson



#25 David Brown



#32 Muhammed Conteh



#33 Flenard Whitfield



#50 Nick Stapert



Head Coach Steve Hawkins



Assistant Coach Bacari Alexander



Assistant Coach Clayton Bates



Assistant Coach Rick Carter



Director of Operations Michael Murray



RADIO/TV ROSTER





STEVE HAWKINS

HEAD COACH

South Alabama, '87
7th Yr. at WMU (106-84)
16th Yr. Head Coach (243-195)

Beginning his seventh season as head coach and 10th season at Western Michigan, Steve Hawkins has positioned the Broncos as one of the best teams in the Mid-American Conference and propelled WMU to a level of success unparalleled in school history. The Broncos have made three of Western Michigan's six postseason appearances since Hawkins' arrival in Kalamazoo and have rattled off eight straight top-three MAC West finishes, the best mark in school history. In fact, over that eight-year span Western Michigan is one of only two schools in the conference to exhibit that kind of consistent success.

With six years under his belt at WMU, Hawkins is included amongst the top coaches in MAC history. He is 63-38 in conference games for a .624 winning percentage, fifth all-time in league history. He is 105-84 overall for a .556 winning percentage, which is 15th in MAC annals. Furthermore, Hawkins has led the Broncos to back-to-back MAC West championships and four championships in his six years as head coach.

Thanks to the team's efforts on the court, Bronco fans have been spoiled in recent campaigns with postseason appearances, all-conference players, attendance records and television appearances (53 regional or national broadcasts since 2003-04). The buzz about the Broncos was so high in 2007-08 that national television returned to University Arena for the first time since 2004 with WMU defeating in-state rivals Central Michigan, 72-52, and Eastern Michigan, 70-52, on ESPNU.

WMU had three-straight 20-win seasons and postseason appearances from 2003-05, matching the previous total in both categories since the first season of Bronco basketball in 1913-14. The Broncos added another 20-win season in 2007-08 to give Hawkins' credit for guiding four of WMU's seven 20-win seasons (three as head coach, one as an assistant).

The 2008-09 season marked the second MAC West championship in a row and fourth in six years for the Brown & Gold, while junior David Kool became the first Bronco to lead the MAC in scoring since 1987 on his way to becoming *ESPN the Magazine* Third Team Academic All-America and Second Team All-MAC. The Broncos went 3-1 against in-state rivals Central Michigan and Eastern Michigan to win the Michigan MAC Men's Basketball Championship for the fourth year in a row (the award has only existed for four years) and win the title outright for the third time in four years. Freshman forward Flenard Whitfield became the third newcomer of Hawkins' tenure named to the MAC All-Freshman Team.

Kool's Academic All-America honor gives Hawkins' Broncos an Academic All-American in each of the last three seasons, a mark that has happened only two other times in MAC history (1976-78 Ohio, 1991-93 Miami).

The 2007-08 season saw Western Michigan live up to preseason expectations as they claimed the MAC West title for the fourth time in school history and reached 20 wins for the fourth time in the last six seasons. The Broncos were strong defensively as they led the MAC and ranked 37th in the country (out of 328) in field goal percentage defense (.407) and 84th in the country in scoring defense (65.0 ppg). WMU also ranked 15th in the country and led the MAC in free throw shooting (.753) and the team was 34th in the country and led the MAC in rebound margin (+4.9). For his efforts, Hawkins was named the MAC Coach of the Year by ESPN mid-major reporter Kyle Whelliston at *MidMajority.com*.

The Broncos were led by only the fourth pair of First Team All-MAC honorees in school history in senior center Joe Reitz and sophomore guard David Kool. Reitz, one of Hawkins' first recruits, finished his career with a MAC record for free throws made (576) and finished third all-time in points (1,713) and rebounds (939) and fourth in field goal percentage (.548) in a career. Reitz was also named to the *CollegeInsider.com* Mid-Major All-America Team and signed a free agent contract with the National Football League's Baltimore Ravens.

Reitz was also named to the *ESPN the Magazine* Academic All-America Second Team to become only the seventh player in conference history to be a two-time Academic All-American.

Kool was named the Most Valuable Player in the MAC by *CollegeInsider.com* as he led the league in scoring in conference games with 17.8 points per game. In his five seasons as head coach, Hawkins' players have earned 21 all-conference selections.

Reitz and Kool were joined on the Academic All-MAC team by senior Andrew Hershberger to give WMU eight of the 16 nods on the team over the last three seasons. Reitz and Hershberger became the 18th and 19th players in school history to be three-time Academic All-MAC honorees and along with former Bronco Brian Snider (2004-06), Hawkins has coached the last three conference players to achieve that feat.

Western Michigan posted a pair of premier wins during the season as they knocked off NCAA Elite Eight participant Davidson, 83-76, and perennial mid-major power Southern Illinois, 57-41. Davidson was ranked No. 25 in the country when WMU defeated the Wildcats for the Broncos first win against a ranked team since Dec. 19, 1984 (No. 5 DePaul, 65-64). The 2007-08 Broncos also ended a pair of streaks by winning at Detroit, 60-59, for the first time since 1974 and winning at Toledo, 69-55, for the first win there since 1998.

Hawkins also was recognized in 2008 for his sense of style on the sidelines. He advanced to the final 16 of *CollegeInsider.com*'s Runway to the Fashionable Four. Along the way he defeated Florida coach Billy Donovan and Virginia Commonwealth (now at Alabama) head man Anthony Grant.

The Broncos faced their most ambitious schedule yet during the 2006-07 campaign. Going into conference play, the Broncos had the fourth toughest strength of schedule in the country (*CollegeRPI.com*/Jan. 4). The Broncos played five teams that made the 2007 NCAA Tournament (Davidson, Miami-Ohio, Virginia Tech, Pittsburgh, Indiana), postseason NIT champion West Virginia and three other NIT participants (Toledo, Marist, San Diego State).

The tough schedule saw Western Michigan make five national television appearances, including a victory over Virginia Tech on Thanksgiving Night at the Old Spice Classic in Orlando, Fla., that turned out to be the best win by a MAC team all season, as the Hokies finished 34th in the final RPI. Only one other MAC team posted a win against a team ranked in the RPI Top 50.

The Broncos finished the year with three all-conference players, including MAC Freshman of the Year Kool. Reitz was named Second Team All-MAC for a second straight season and Shawntes Gary was named Honorable Mention All-MAC.

Even more impressive, Reitz was named an *ESPN the Magazine* First Team Academic All-American, the first Bronco in school history to ever earn that honor and only the seventh in MAC history. Reitz and Hershberger were also named Academic All-MAC for a second consecutive season and WMU has held down five of the 11 total spots on the last two Academic All-MAC teams.

During the spring of 2007 and 2009, the Broncos were honored as being in the top-10 percent of Division I men's basketball programs by the NCAA in Academic Progress Rate (APR).

After three straight 20-win seasons, the Broncos struggled out of the gate during 2005-06, but rebounded under Hawkins' tutelage when conference play began. In a season Hawkins described as "the most rewarding in my career," the Broncos responded by putting themselves in position to win a third consecutive MAC West Division title on the final day of the regular season.

Not only were the Broncos successful on the court, but they continued to excel in the classroom. Senior Brian Snider and sophomores Reitz and Hershberger made up three-fifths of the Academic All-MAC team and Reitz became the first *ESPN the Magazine* Academic All-District IV First Team selection for WMU since 1993.

After a record-setting first year as head coach in 2003-04, the Broncos followed with a 20-win campaign and National Invitation Tournament appearance in 2004-05. WMU became the first program ever to defend its MAC West Division title and featured the winningest senior class in school history.

WMU captured the MAC division, regular season and tournament championships en route to a 26-5 overall record in 2003-04, the highest total in school history. The team appeared in the NCAA Tournament for just the third time since the program's inception after claiming the league's automatic bid with Western Michigan's first MAC Tournament championship.

Along with individual and team success on the court, the Broncos gained national attention throughout the season. Included in the exposure was a national television broadcast (ESPN2) at University Arena, earned by the squad's quick start.

Voted the top rookie head coach by *Basketball Times* and Coach of the Year by the Basketball Coaches Association of Michigan, Hawkins has also helped renew interest on campus and in the community. Three of the top five crowds in the last 10 years have packed University Arena since Hawkins took over the reins to cheer the Brown & Gold to victory.

Players and coaches are heavily involved in organizations throughout the Kalamazoo area and the new student group, "The Zoo," has been a focal point for Hawkins during his tenure.

Highly respected in his profession, Hawkins will be a member of the *Collegeinsider.com* Mid-Major Top 25 voting panel for the fifth straight year and begin his first year as a member of the Regional Advisory Committee for the Division I NCAA Men's Basketball Championship.

He has assembled one of the top coaching staffs not only in the conference, but the region as well. WMU's recruiting efforts have reached new heights and for the first time in recent memory the program has received a pair of early commitments from a player in his junior year. Hawkins also helped WMU sign the first Michigan Mr. Basketball in school history with 2006 award winner David Kool beginning his career at WMU last season.

Named Western Michigan's 13th head coach on May 1, 2003, Hawkins didn't have to move any further than an office away after accepting the job. He had served the previous three seasons as the program's top assistant under former head coach Robert McCullum.

A 21-year veteran of the collegiate ranks, Hawkins captured his 200th career victory on Dec. 2, 2006, when WMU defeated previously unbeaten San Diego State, 84-73, at University Arena. He has settled in the Midwest after beginning his career as a student at South Alabama and before arriving in Kalamazoo had already displayed the ability to direct a quality program, both on the court and in the classroom, at the NCAA Division II level.

Hawkins served for nine seasons as head coach of the basketball program at Quincy University in Illinois. The Ventura, Calif., native guided the Hawks to an overall record of 137-111, a total that included three NCAA Division II Tournament selections.

In only his third year at Quincy, Hawkins guided the Hawks to a 19-9 record and the first of back-to-back NCAA berths. The following year (1994-95) Quincy advanced to the Great Lakes Region semifinals and earned a 23-7 record. QU also competed in the event in 1996-97.

He was named the Illinois Basketball Coaches Association NCAA Division II Coach of the Year four times.

Hawkins first broke into the collegiate profession at the University of South Alabama, where he worked for three seasons (1985-87) under head coach Mike Hanks as a student assistant.

After spending the 1987-88 campaign as a graduate assistant at Quincy, Hawkins spent the next two seasons as the top assistant coach at St. Andrew's College (NAIA) in Laurinburg, N.C. He then returned to Quincy as an assistant coach for one season (1990-91) before assuming the head coaching duties in 1991-92.

At the age of 19, Hawkins was named the junior varsity coach at Villanova Prep High School (Ojai, Calif.), a position he held for two seasons. He followed that experience with a one-year stint as the junior varsity coach at St. Bonaventure High School (Ventura, Calif.) before moving from the West Coast.

Hawkins (47/DOB: 8-3-62) earned his bachelor's degree at South Alabama in 1987 and went on to claim his master's degree in sports science two years later at the United States Sports Academy.

Hawkins and his fiancé, Kelly Wojciechowski, reside in Kalamazoo.



STEVE HAWKINS BIO





THE HAWKINS FILE

Coaching Experience

Years	Position	School
2003-present	Head Coach	Western Michigan
	<ul style="list-style-type: none"> • 2004 NCAA Tournament • 2005 Postseason NIT • 2004, '05, '08, '09 MAC West champions • Most wins WMU history 2003-04 (26) • Six straight top two MAC West finishes • Coached two <i>ESPN the Magazine</i> Academic All-Americans, MAC Player of the Year, MAC Freshman of the Year and MAC Sixth Man of the Year • Players have earned 14 All-MAC honors and 12 Academic All-MAC honors 	
2000-03	Assistant Coach	Western Michigan
1991-2000	Head Coach	Quincy
	137-111 career record Three NCAA Tournament berths Illinois D-II Coach of the Year four times	
1990-91	Assistant Coach	Quincy
1988-90	Assistant Coach	St. Andrew's
1987-88	Graduate Assistant	Quincy
1984-87	Student Assistant	South Alabama

Personal

Born: August 3, 1962
 Hometown: Ventura, Calif.
 Education: South Alabama (Bachelor's, '87)
 United States Sports Academy (Master's, '89)



WHAT THEY ARE SAYING ABOUT COACH HAWKINS

"Steve is a great teacher who works well with young people. He did a great job working our summer camps when he was a young coach and it was obvious he had the potential to be an outstanding coach. He is a very likeable person who I am sure will enjoy continued success."

John Wooden
 former UCLA head coach

"With Steve Hawkins at the helm, Western Michigan is one of the top teams in the Mid-American Conference with a growing national profile. He is a fantastic teacher of the game of basketball and does an excellent job of maximizing the strengths of his players and incorporating that into a team concept. His players show marked improvement from year-to-year because of his teaching ability. The Broncos will remain a part of the discussion for championships in the MAC and much more with Hawk leading the way."

Steve Lavin
 ESPN college basketball analyst
 former head coach at UCLA

"Steve Hawkins is a 'young' veteran head coach. He's had terrific success already in his career and his best coaching days are yet to come. Steve runs a class program with kids who play with passion and intelligence. I enjoy watching the Broncos play."

Fran Fraschilla
 ESPN college basketball analyst
 former head coach at Manhattan, St. John's, New Mexico

"I love Coach Hawk to death. He is definitely a players' coach. He adjusts to the players and lets you be yourself both on the court and off the court. Coach finds a way to let the players personalities shine on and off the court. I think that's why we were able to win so many games once he took over and that's why I loved playing for him."

Ben Reed
 Western Michigan, '05

"One of the best experiences of my life was playing at Western Michigan for Coach Hawkins. He's extremely knowledgeable about the game, plus he's straightforward with his players and genuinely cares about them as players and people. I couldn't have asked for a better situation for my college basketball career."

Brian Snider
 Western Michigan, '06

"I loved playing for Coach Hawkins. He is a players' coach who gives you the freedom offensively needed to develop as an individual while also staying in a successful team concept. He is the best coach I have ever played for."

Mike Williams
 Western Michigan, '04

"What Coach Hawkins has meant to my family and me is indescribable. He was not only the best basketball mind that I have ever been around, but also has evolved into my best friend. There has never been a time in my life that coach has not been there for me. His love and loyalty to his players and those around him is what separates him from the rest and that is why playing for him was the single best decision I ever made in my life."

Matt Steffe
 Quincy, '98

"I am extremely pleased to have Coach Hawkins as our Bronco head basketball coach. Steve has been an instrumental member of our Bronco team for several years. He is passionate about the welfare of our student-athletes and his enthusiasm for the program is contagious. He also holds a tremendous amount of respect for our players and is committed to providing a positive learning environment in the classroom and on the court."

Kathy Beauregard
 WMU Director of Athletics

Q&A WITH COACH HAWKINS

Q: What is the ideal Western Michigan basketball player?

A: The most important thing we look for in a Western Michigan basketball player is toughness, both mentally and physically. I think the worst thing you can say about a player is that he is soft or selfish. Those are two things we are hyper-sensitive to in the recruiting process and if a player exhibits either of those qualities, we don't proceed. Overall, the thing we tell the kids is that the ideal Bronco is a beast on the court and a perfect gentleman off the court.

Q: What are your goals and expectations for the upcoming season?

A: I don't get caught up in numbers. I got this from Coach Wooden, but my goals for the team are the same every year and that is to be as good a team as we can possibly be. What that means from a record standpoint, I don't know. There is a ceiling out there about how good we can be and how much we can accomplish. It's my goal to get this team to reach that ceiling.

Q: Over the last three years, the Broncos had 10 of the 21 representatives on the Academic All-MAC Team and both Joe Reitz and David Kool were Academic All-Americans. How important is academics to the Bronco program?

A: Academics is not just something we pay lip-service to because it is something we take a lot of pride in. You can't pay me enough money to take a bunch of knuckleheads on the road and be worried about what might happen or get several e-mails from professors saying a kid missed class.

That's why we recruit kids with high character, and high character doesn't necessarily mean high grades, but it means there is an acceptance of learning what it means to be a responsible adult.

Furthermore, if I bring in a kid who helps me win a lot of games, but I don't worry about how he does in the classroom, all I've done is use a kid for my own gain and that's something I'm never going to be a part of. I think that is part of the reason every one of our kids has graduated, is on pace to graduate or is playing professionally.

Q: What are your thoughts on this year's schedule?

A: I think it's representative again of the challenge that we want to give our guys. Overall, this schedule is balanced with home and road games and littered with teams that have had great success in their conferences and will be projected to finish very high in those conferences again this season. This is a tough schedule that will help us achieve what a non-conference schedule should be there for and that is to help you prepare for Mid-American Conference play.

Q: This year, your roster features nine freshmen and sophomores among 12 scholarship players. How do you coach this kind of team?

A: More patiently. Coach Wooden always says when you are coaching a young team that it requires more teaching and more patience. I'm not the most patient guy in the world so it's not an easy thing, but we have to try and simplify things early on.

This year's group of freshmen, after just a few individual workouts, took to how physical Bronco Basketball is right away. The freshmen have taken to it and our sophomores are used to it, so we have a lot more high-energy group now than even at the end of last season. They don't know where they are going all the time, but they have great energy.

Q: What will it be like to have a more experienced coaching staff this season?

A: There's no question that coming into work everyday now is a lot less stressful for me because Bacari (Alexander) and Rick (Carter) have a full year under their belt and know all of my little quirks. Obviously, Clayton (Bates) is a glue guy. He was the glue guy for the first eight seasons he was here. He knows everything that is going on with the program and is familiar with the way our athletic department works. He is also so good at looking a week ahead, month ahead, five months ahead, even. It's much more comforting to have a coaching staff with this much experience at Western Michigan. It's all moving in a positive direction.

Q: How do you get more players involved than just David Kool?

A: I've always been a much bigger fan of balance as opposed to having one or two guys that you have to rely on. There are certain things when we are preparing to play a team that are very difficult to defend and one of the things that makes a team most difficult to defend is when there are more than two or three weapons on the court.

We've got to stick with other options early in the season. David Kool is our only proven

go-to-guy. I feel very comfortable with some of the other kids and their ability to score. We don't have any choice but to have a more balanced attack early in the year. In the beginning of the year, I hope we show more balance. We're going to call other players names and ask David to set people up more. At crunch-time, you can bet that David is going to be involved. It doesn't mean he is going to take the shot, but the ball will be in his hands and he'll be asked to make a play for himself or someone else. The biggest thing we can do to help out David is to show that everybody else can score.

Q: What do you think about the new three-point line that is one-foot further back after its first season of implementation?

A: It affected us more than it affected other teams. We struggled as a team last year from the three-point line. Some of that was because we had no inside game and teams covered our best players at the three-point line and beyond. I was able to see as a coach how to take advantage of that. We've made some adjustments to get more open shots for our personnel. Three-point shooting percentages went down last year, statistically, so I think the new line did have an affect in college basketball and even more on us.

Q: What are your thoughts on the Mid-American Conference this season?

A: Some interesting stats were brought to my attention by Elton Alexander of the *Cleveland Plain-Dealer* that 8-of-12 teams have five or more new players on their roster and overall, there are 50 new players in the MAC. That's an incredibly high number for a league with 12 teams. With all of that said, you can take preseason prognostications and throw them out the window because it's going to come down to how those 50 new players affect every team. That's a huge, huge part of this year. Early in the season, the teams that lost the least amount of players might have an advantage. So, the preseason for ourselves is very, very, very important to get the new players playing time, have them gel with their teammates and establish roles.

The other thing about the MAC is that a lot has been said about how much better the East was than the West. I think the big discrepancy last season had to do with the fact that almost every team in the West suffered key losses to very good players. This year, a lot of those players are back and I think the West will make great strides to balance the league out. The MAC may be more balanced than any other year, which is saying something for a league that is already one of the most balanced in the country to begin with.

Q: With all that parity, why has WMU been able to consistently be one of the best teams in the MAC every year of your tenure?

A: Continuity has been big. Every program in the West has had a coaching change and a lot in the East have undergone the same over the last six seasons. I'm not saying that it's all me, but the fact that we've had continuity in the coaching staff, we've had continuity in philosophy, we have continuity at the University and the athletic department is huge. It all starts with (AD) Kathy (Beauregard) and the leadership at the top and all of the associate and assistant athletic directors. We've had no changes at the top in the 10 years I've been here.

The stability and continuity that is in our athletic department, no question, has shown in our basketball program. It makes everybody feel comfortable and supported that there is not a revolving door going on at the top. Everybody that is here wants one thing, they just want the Broncos to do well. There are no hidden agendas.

The other thing, obviously, goes to the old saying "It's not about the Xs and the Os, it's about the Johnnys and the Joes." We've recruited very well and recruited high-character, high-integrity kids that fit the style we want to play. I'm not patting ourselves on the back and saying we're great recruiters, what I'm trying to say is we have recruited to exactly what we need to be successful. Are they McDonald's All-Americans? No, but they do very, very well in our blue collar style of basketball and we've identified them, which begins with the assistant coaches, early and we have a great University and great community to sell to those kids.





BACARI ALEXANDER

ASSISTANT COACH

Detroit, '99
2nd Yr. at WMU

Bacari Alexander is in his second season as an assistant coach at Western Michigan after helping the 2008-09 Broncos claim their second-straight Mid-American Conference West championship and the fourth in the last six years. Alexander worked with the Broncos' young group of frontcourt players and helped Flenard Whitfield make the MAC All-Freshman Team.

Alexander spent one season (2007-08) in the MAC at Ohio where he helped the Bobcats finish 20-13 overall, 9-7 in the MAC and advance to the second round of the inaugural College Basketball Invitational. In his eight seasons coaching in Division I, his teams have compiled 126 wins.

Prior to his work in Athens, Alexander spent six seasons coaching at his alma mater, Detroit, under head coach Perry Watson. Alexander helped the Titans compile 96 wins in six seasons, including 53 victories in the Horizon League. The Titans finished .500 or better in conference play in 5-of-6 seasons with Alexander on staff.

He helped UDM reach the finals of the Horizon League Tournament in 2005 where they were seconds away from upsetting nationally-ranked Wisconsin-Milwaukee and moving on to the NCAA Tournament. During his first season on staff, Alexander helped the Titans reach the 2002 Postseason NIT after going 18-12 in the regular season. Detroit posted records of 18-12 in 2002-03 and 19-11 in 2003-04 with Alexander helping guide the team.

During his time at both Ohio and Detroit, Alexander's responsibilities included off-campus recruiting, developing defensive strategies, scouting opponents and on-court coaching.

Alexander is also recognized as the most fashionable assistant coach in America. Alexander is a three-time (2005, '07, '09) winner of *CollegeInsider.com's* Runway to the Fashionable Four and runner-up in 2008. He is the only three-time winner (head or assistant coach) in the contest's history.

Alexander finished his collegiate career with two seasons as a Titan. He helped Detroit win a pair of Midwestern Collegiate Conference regular season championships and reach the NCAA Tournament in 1998 and 1999. The Titans finished 25-6 during his junior year and received an at-large bid to the NCAA Tournament and then defeated Butler, 72-65, in the MCC Tournament championship game the next season on the way to another 25-6 season. Alexander played in 62 games with 57 starts and averaged 5.8 points and 4.5 rebounds per game for the Titans and was named to the MCC All-Defensive Team as a senior.


Prior to playing at Detroit, Alexander played two seasons at Robert Morris where he saw action in 55 games, compiling 8.2 points and 4.5 rebounds per game. He was named to the Northeast Conference All-Newcomer Team

in 1995. He prepped at Detroit Southwestern where he played under Larry Pierce.

Alexander received the President's Award as UDM's most outstanding senior student-athlete, and graduated in 1999 with a bachelor's of science in business administration and finance. After graduation he went to work for the Detroit Pistons as a Players Programs Coordinator, then left to return to the court as a member of the world-famous Harlem Globetrotters.

During his two seasons (2000-01) with the 'Trotters, Alexander played basketball in 13 countries, while also directing several camps for the team around the U.S. Additionally, he served as an "Advance Ambassador" for the Globetrotters, performing public relations duties, while making media and school appearances. In 2002, all past and current Globetrotters were inducted into the Naismith Basketball Hall of Fame.

Alexander (33/DOB: 9-15-76) and his wife, Kesha, have one son, Mekhi.





CLAYTON BATES

ASSISTANT COACH

Florida, '95
9th Yr. at WMU

Clayton Bates is beginning his ninth season as an assistant coach at Western Michigan where he has played an integral role in turning the Broncos into one of the best teams in the Mid-American Conference.

Bates is one of the most experienced coaches in the MAC and has established himself as both an excellent coach and a top recruiter. Through his efforts, the Broncos have notched four of the school's seven 20-win seasons in school history during his time in Kalamazoo. Bates helped WMU reach the 2004 NCAA Tournament and the 2003 and 2005 National Invitation Tournament.

Bates serves as the program's academic liaison and recruiting coordinator, while also helping to supervise on-court coaching efforts.

His latest prized pupil was center Joe Reitz, who was named First Team All-MAC and *CollegeInsider.com* Mid-Major All-American in 2008, Second Team All-MAC in 2006 and 2007 and MAC All-Freshman Team in 2005. Reitz also became the first *ESPN the Magazine* First Team Academic All-American in WMU men's basketball history and only the seventh in MAC history in 2007 and he followed that up by being named an Academic All-American again in 2008.

Under his direction, big men Mike Williams, Anthony Kann and Levi Rost also developed into all-conference caliber performers. Williams was named the MAC Player of the Year in 2004 and Kann was tabbed to the all-league squad each of his final two years. Rost was named Second Team All-MAC in 2005.

In 2001-02, forward Steve Reynolds claimed Second Team All-MAC accolades following the arrival of Bates.

The Broncos have also been successful in the classroom under Bates oversight. Besides Reitz' national accolades, WMU has been represented in 12 of the 26 spots on the Academic All-MAC squad over the last five seasons.



Clayton and Annemarie Bates with their daughters Annelise (left) and Sydney.

Bates played at the University of Florida (1992-96) under head coach Lon Kruger. In 1997, Bates joined Kruger at the University of Illinois where he served as the team's administrative assistant for one season. The Illini advanced to the second round of the NCAA Tournament that year.

Following his one-year stint at Illinois, Bates returned to his native Florida at Jacksonville University as an assistant coach, a position he held for three seasons. While working with JU, he was responsible for all aspects of the day-to-day operation of the program, with the exception of off-campus recruiting.

As a player, Bates was a member of the Gators' Final Four squad in 1994 and 1995 NCAA Tournament team a year later.

A walk-on who later earned a full scholarship, the Gainesville, Fla., native was named Florida's Most Inspirational Player following the 1992-93 season. He was just the seventh Florida student-athlete in school history to be named to the Southeastern Conference Academic Honor Roll on three occasions.

Bates was the Fred Koss Memorial Award winner in 1996. That award is given to the player who displays the highest levels of sportsmanship, dedication and commitment to the team and community during his career.

A member of the National Association of Basketball Coaches, Bates has served on the Assistant Coaches Board of Directors since 1998.

Bates graduated from UF with a bachelor's degree in exercise physiology (1995) and completed his master's work in sports administration (1997) at Illinois.

Bates married the former Annemarie Mernagh, an All-Big East volleyball player at Pittsburgh, former WMU assistant volleyball coach and current Director of Advising for the WMU College of Aviation, in May 2002. The couple's first child, Annelise, was born in October 2003 and second daughter, Sydney, was born in July 2006.





RICK CARTER

ASSISTANT COACH

Michigan State, '02

2nd Yr. at WMU

Western Michigan assistant coach Rick Carter is beginning his second season in Kalamazoo after helping the Broncos bring home back-to-back Mid-American Conference West Division championships with a title in 2008-09. Carter worked with junior guard David Kool to help him become the first Bronco to lead the MAC in scoring since 1987.

Carter joined the Broncos after spending two seasons (2006-08) at Fairfield University in Fairfield, Conn., and the 2003-06 seasons at Michigan State. He is also well versed in the Michigan AAU scene after coaching Western Michigan players Michael Redell and Kool while working with the Michigan Mustangs from 2000-03 and 2006.

With the Stags, Carter spent the 2007-08 season as an assistant coach after acting as the program's director of basketball operations during the 2006-07 season. In 2007-08, Carter helped Fairfield finish fifth in the Metro Atlantic Athletic Conference with an 11-7 record, one spot better than their 2006-07 conference record. Through his efforts, Carter helped the Stags to only their seventh and eighth winning conference records in their 26-year history in the Metro Atlantic Athletic Conference (MAAC).

As part of a new staff, Carter's efforts helped Fairfield to a 21-15 MAAC mark in two seasons, which is better than any staff has done in its first two years at Fairfield.

As director of operations he served as a liaison between the coaching staff and the University community and developed strong relationships in Fairfield County through community service projects and community outreach programs. He supervised and coordinated all scouting services including video exchange. Carter also developed an academic program in conjunction with the University's academic coordinator and other support services. Furthermore, his responsibilities encompassed planning and scheduling recruiting trips and itineraries and he supervised on-campus visits with potential student-athletes.

Carter played a key role on the Michigan State staff as a graduate assistant from 2003-06, helping coordinate several aspects of the day-to-day operations. Besides planning everyday activities such as workouts and practice schedules, Carter also worked with the coaching staff with video exchange and scouting operations. Plus, he was instrumental in maintaining an academic support program for the Spartan players.

During the 2005-06 season, Carter contributed to Michigan State's 22-12 season that saw the Spartans gain entry to the NCAA Tournament. Three Michigan State players earned All-Big Ten honors, including Maurice Ager. Ager led the Big Ten in scoring for all games with 19.3 points per outing.

Before joining the Spartans, Carter was the junior varsity head boy's basketball coach and varsity assistant at East Lansing High School from 1998-2003.

A native of Grand Blanc, Mich., Carter (30/DOB:4-20-79) graduated from Michigan State with a degree in business management in 2002.



WMU BASKETBALL MANAGERS



MICHAEL MURRAY

DIRECTOR OF OPERATIONS
Western Michigan, '08
3rd Yr. at WMU

Michael Murray is in his second season as director of operations for the Western Michigan men's basketball program.

Murray serves as WMU's video coordinator and is responsible for WMU's video exchange with opposing teams in addition to assisting with all of the day-to-day operations of the program. His efforts focus on aiding with practice sessions, supervising the team's corps of managers and handling all team travel arrangements. His responsibilities also include the planning and coordination of the Western Michigan summer basketball camps.

Murray, a 2008 Western Michigan grad, spent the 2007-08 season as the senior manager for the Broncos working with players on practice drills and handling various game day duties. He also worked closely with the director of operations on film breakdown and other day-to-day activities.

Murray (31/DOB: 9-2-78), a native of Millington, Mich., and his wife, Amanda, reside in Kalamazoo.



Jeff Brown-Senior Head Manager



John E. Cochran IV-Student Manager



Emmanuel Tommy-Student Manager



Blaise LePrad-Student Manager



Craig Campbell-Student Manager



Kevin Lillbridge-Student Manager

Not Pictured: Dan Loney, Alberto Rivera



COACHING STAFF BIOS





TIM HERRMANN

STRENGTH & CONDITIONING COACH

Western Michigan, '00
10th Yr. at WMU

Tim Herrmann oversees the strength and conditioning program for men's basketball, baseball, volleyball, men's soccer, women's soccer, golf, men's tennis, women's tennis, dance and also works closely with the football team.

The Santa Maria, Calif., native first joined the department as a strength and conditioning intern in 1999, later becoming a graduate assistant in 2000 and being elevated to a full-time position in 2002.

Over the last three seasons, Herrmann has produced three National Strength and Conditioning Association All-Americans in volleyball players Kathryn Babcock (2007) and Ashley Vogl (2009) and men's basketball player Joe Reitz (2007).

Herrmann oversees the daily operation of the Read Fieldhouse and Seelye Center weight rooms, where 15 of WMU's 16 varsity programs train. He specifically develops and implements strength, speed and conditioning programs for men's basketball, volleyball, baseball, men's soccer, women's soccer, golf and women's tennis and assists with football. His numerous responsibilities also include daily scheduling of the weight rooms, overseeing the graduate assistant program and the maintenance and purchase of weight room equipment.

A NSCA certified strength and conditioning specialist since 2000, Herrmann possesses a pair of degrees from Western Michigan. He earned his bachelor's in exercise science in 2000 and was awarded a master's in exercise physiology two years later.



KEVIN LEHMANN

ATHLETIC TRAINER

Charlotte, '01
2nd Yr. at WMU

Athletic trainer Kevin Lehmann is in his second season at Western Michigan working with the men's basketball and men's tennis programs after gaining experience at every level of sports from high school to the pros

Prior to WMU, Lehmann spent the past three years as head athletic trainer at Savannah State University after stints from 2002-05 with the NFL's Carolina Panthers, the University of Tennessee and Bryan County (Ga.) High School.

A Kalamazoo native, Lehmann earned a bachelor's in health and fitness from Charlotte in 2001 and a master's in exercise science from Tennessee in 2002. He was also certified as a strength and conditioning specialist by the NSCA in 2007.

Lehmann is married to the former Alysia DeWitt and they have a son, Carter (4), and daughter, Addison (2).



MATT HOLMES

ASSOCIATE DIRECTOR OF MEDIA RELATIONS

Indianapolis, '02
5th Yr. at WMU

Matt Holmes is in his fifth season at WMU and third as the associate director of media relations. He is in charge of media relations responsibilities for volleyball, men's basketball, men's tennis and women's tennis, while also serving as an analyst and occasional play-by-play voice for men's basketball on the Bronco Radio Network. Holmes also helps produce and report on features for the Bronco Review television program.

Before arriving in Kalamazoo, Holmes spent one season (2004-05) as the media relations contact for men's basketball, volleyball and softball at Western Illinois.

A member of the College Sports Information Directors of America (CoSIDA), serving on the Membership Services Committee, and the United States Basketball Writers Association (USBWA), Holmes won the 2009 ITA/USTWA SID Writing Competition. He has been a member of the media relations staff at the 2009 Men's Final Four in Detroit and the 2007 NCAA Hockey Midwest Regional in Grand Rapids.

Prior to joining the ranks of sports information, Holmes worked for two years at ESPN 950 (WXLW-AM) in Indianapolis. Holmes has also been a contestant on the ESPN sports trivia game show, "Stump the Schwab."

A native of Sonora, Calif., Holmes graduated from Indianapolis magna cum laude with a bachelor's in communication with a minor in business administration in 2002 and a master's in sport management from Western Michigan in 2009.

Holmes married Amanda Stevenson on Aug. 8, 2008 and the couple resides in Kalamazoo.

All 12 MAC Schools Will Participate In The Eighth Annual



The eighth annual BracketBusters event, a two-day men's college basketball extravaganza pitting potential NCAA Tournament hopefuls against each other Feb. 19-20, will feature 11 nationally televised games – on either ESPN2 or ESPNU -- selected from a pool of 98 teams.


For the fifth straight year, ESPNU, the 24-hour college sports network, will televise five BracketBusters games while ESPN2 will televise six contests. The 11 BracketBusters matchups will be announced Feb. 1, while game time and network assignments will be announced Feb. 8.

BracketBusters, named because of the success of the teams in NCAA Tournament play, will provide the 22 televised teams an opportunity to play other top non-conference opponents three weeks before Selection Sunday. The 76 teams not selected for BracketBusters will compete against each other through the same two days.

The 98-team field will feature 12 teams from the Mid-American and Colonial Athletic; 11 from the Ohio Valley, 10 from the Missouri Valley, Horizon League and Metro Atlantic Athletic; nine from the Western Athletic and Big West; four from the Big South and Southern; three from the America East; two from the MEAC; and one from the Big Sky and Summit League.

HOME TEAMS: BALL STATE, BOWLING GREEN, CENTRAL MICHIGAN, KENT STATE, MIAMI, OHIO Vermont, Montana State, Gardner Webb, Radford, Cal State-Fullerton, Cal State-Northridge, Cal-Irvine, Cal-Riverside, Pacific, Delaware, George Mason, Georgia State, Hofstra, Northeastern, Virginia Commonwealth, Butler, Cleveland State, Detroit, Green Bay, Milwaukee, Canisius, Iona, Loyola, Manhattan, Saint Peter's, Creighton, Evansville, Bradley, Illinois State, Missouri State, Northern Iowa, Southern Illinois, Austin Peay, Eastern Illinois, Eastern Kentucky, Jacksonville State, Murray State, Appalachian State, Boise State, Fresno State, Hawaii, Idaho, Utah State

AWAY TEAMS: AKRON, BUFFALO, EASTERN MICHIGAN, NORTHERN ILLINOIS, TOLEDO, WESTERN MICHIGAN, Boston University, New Hampshire, Presbyterian, Winthrop, Cal Poly, Long Beach State, UC-Davis, UC-Santa Barbara, Drexel, James Madison, UNC-Wilmington, Old Dominion, Towson, William & Mary, Loyola, Illinois-Chicago, Valparaiso, Wright State, Youngstown State, Fairfield, Marist, Niagara, Rider, Siena, Drake, Indiana State, Wichita State, Morgan State, South Carolina State, Morehead State, SIU-Edwardsville, Southeast Missouri, Tennessee State, Tennessee Tech, Tennessee-Martin, College of Charleston, Elon, Western Carolina, Oral Roberts, Louisiana Tech, Nevada, New Mexico State, San Jose State.





Adrian	3-0	Fairleigh Dickinson	2-0	Mississippi State	1-0	Stetson	0-1
Akron	17-17	Ferris State	9-1	Monmouth	0-1	Syracuse	0-2
Alabama	1-1	Flint Vehicles	1-1	Morehead State	3-3	TCU	0-2
Alaska-Anchorage	0-1	Fordham	2-0	Morgan State	1-0	Tampa	1-0
Alaska-Fairbanks	1-0	Franklin	3-0	Murray State	1-1	Temple	0-2
Albion	5-0	Fresno State	0-1	New Mexico State	0-2	Tennessee Tech	1-1
Alma	5-3	George Williams	1-0	Niagara	2-2	Texas Tech	0-1
Alumni	9-1	Georgetown	1-0	North Central	4-0	Toledo	51-76
Arizona State	1-0	Grand Valley State	5-2	North Carolina Central	1-0	Tri-State	1-0
Arkansas State	1-0	Great Lakes	3-4	North Dakota State	2-0	UAB	1-0
Armour Tech	9-1	Green Bay	4-2	Northern Illinois	45-28	UCLA	1-1
Assumption	6-1	Hamline	3-0	Northern Iowa	5-2	UNLV	0-1
Ball State	55-54	Hampton	0-1	Northern Michigan	7-0	UNC-Wilmington	1-0
Battle Creek Teachers	3-1	Hardin-Simmons	1-0	Northwestern	7-22	University of Mexico	2-0
Battle Creek Training	1-1	Hillsdale	4-2	Northwood	2-1	USC	1-2
Beloit	3-1	Hofstra	1-1	Notre Dame	6-14	Utah	1-1
Bethany	2-0	Holy Cross	2-2	Oakland	3-2	Utah State	1-0
Boise State	1-1	Hope	42-14	Ohio	58-61	VCU	0-1
Bowling Green	42-65	Huntington	1-0	Ohio Northern	1-0	Valparaiso	40-27
Bradley	5-4	Idaho State	1-0	Ohio State	0-3	Vanderbilt	0-1
Brooklyn College	1-0	Illinois	0-2	Ohio Wesleyan	4-3	Victoria	1-0
Buffalo	9-5	Illinois State	4-2	Oklahoma	1-1	Virginia Military	1-0
Bunker Hill Naval AB	0-2	Illinois-Chicago	4-3	Olivet	16-2	Virginia Tech	5-0
Butler	5-6	Indiana	0-5	Oral Roberts	0-1	Wabash	1-2
Cal-Pomona	1-0	Indiana State	5-12	Oregon	0-3	Washington (MO)	3-2
Calvin	14-3	Indiana-Pa.	1-0	Oregon State	1-2	Wayne State	14-13
Canisius	1-1	Iona	1-1	Pacific	1-3	Weber State	0-1
Carroll (Wis)	2-1	IPFW	1-0	Penn State	0-1	West Virginia	0-1
CCNY	1-0	IUPUI	4-2	Pepperdine	1-0	Western Illinois	0-1
Centenary	1-1	Iowa	2-2	Pittsburgh	0-1	Western Ontario	3-1
Central Michigan	77-44	John Carroll	1-1	Portland	0-1	Western Reserve	12-2
Charlotte	1-0	Kansas	0-1	Purdue	1-7	Westmont	0-1
Chicago	4-0	Kent State	53-55	Richmond	0-1	Wheaton	1-0
Chicago State	3-2	Lake Forest	5-0	Ripon	2-0	Winthrop	1-0
Cincinnati	1-15	Lake Superior State	7-1	Rollins	1-0	Wisconsin	0-1
Clemson	1-0	Lamar	0-1	Saginaw Valley State	2-1	Wisconsin-Milwaukee	3-3
Cleveland State	3-1	Lewis	1-2	Sam Houston State	1-0	Wisconsin-Oshkosh	2-0
Coe	0-1	Liberty	1-1	San Diego State	2-2	Wisconsin-Parkside	2-0
College of Charleston	2-0	Lombard	0-4	San Francisco State	1-2	Wisconsin-River Falls	1-0
College of the Ozarks	1-0	Long Beach St	0-1	Siena	2-1	Wisconsin-Whitewater	1-0
Colorado State	1-2	Long Island	0-2	Slippery Rock	1-0	Wisconsin-Platteville	1-0
Creighton	2-2	Loras	1-0	South Alabama	1-0	Wright State	1-1
Culver-Stockton	1-0	Louisiana Tech	0-1	South Carolina	1-0	Xavier	2-4
Davidson	1-1	Loyola (Ill.)	40-53	South Dakota State	1-0	Youngstown State	1-2
Dayton	0-1	Loyola Marymount	1-0	South Florida	0-0		
Defiance	2-1	Manchester	24-8	Southern Illinois	1-3		
Delaware	1-0	Manhattan	1-0	Southern Illinois-Edwardsville	0-1		
Denver	1-0	Marist	1-2	Southern Indiana	2-2		
DePaul	9-21	Marquette	1-4	Southern Mississippi	0-1		
Detroit	23-27	Marshall	18-26	Southern Utah	0-1		
Detroit Tech	1-0	McKendree	1-0	St. Ambrose	1-0		
Earlham	2-0	Miami	38-80	St. Francis (NY)	1-0		
Eastern Illinois	2-1	Michigan	10-22	St. John's (NY)	1-0		
Eastern Michigan	51-44	Michigan State	16-22	St. Peter's	1-0		
Evansville	4-1	Michigan Tech	3-0	St. Viator	6-3		
Fairfield	1-0	Minnesota-Duluth	1-0	Stanford	0-2		

2009-10 opponents in **bold**



AKRON
Series Record: Tied 17-17
Home: 11-4
Away: 5-10
Neutral: 1-3

3/17/88	H	L	74-79
1/28/89	A	L	64-97
1/20/90	H	L	76-80
12/22/90	A	L	58-79
1/16/93	A	W	67-64
2/13/93	H	W	60-51
1/8/94	H	W	91-68
2/5/94	A	L	40-49
2/1/95	H	W	56-49
3/1/95	A	W	61-54
1/31/96	A	W	51-46
2/28/96	H	W	89-49
1/16/97	A	L	60-66
2/10/97	H	W	70-63
1/10/98	H	W	OT 89-83
1/29/98	H	W	77-63
2/3/99	A	L	59-80
1/2/00	A	L	62-73
2/5/00	H	L	83-89
1/9/01	A	L	64-79
2/21/01	H	W	50-42
2/11/02	A	W	OT 94-89
3/4/02	N	L	83-90
1/25/03	H	W	68-52
1/3/04	A	W	83-75
1/8/05	H	W	84-75
3/10/05	N	W	OT 66-60+
1/10/06	H	L	55-69
2/8/06	A	L	53-75
3/9/06	N	L	57-72+
1/27/07	A	L	36-69
2/6/08	H	W	86-66
3/14/08	N	L	62-73+
2/8/09	A	L	63-87

+ - MAC Tournament

BALL STATE
Series Record: WMU leads 55-54
Home: 34-18
Away: 20-33
Neutral: 0-4

1/16/32	A	L	31-35
2/20/32	H	W	31-23
1/28/33	A	W	27-23
2/18/33	H	W	43-27
1/5/34	H	W	29-19
1/27/34	A	L	30-31
1/12/35	A	W	37-24
2/1/35	H	W	29-24
2/22/36	A	W	47-36
2/19/37	H	W	46-35
1/8/38	H	L	35-43
2/5/38	A	L	47-63
1/14/39	A	W	40-35
2/3/39	H	L	33-34
1/6/40	H	W	65-49
1/15/40	A	L	44-68
1/18/41	A	L	31-36
2/22/41	H	L	37-43
1/17/42	H	W	48-45
2/21/42	A	W	69-50
12/12/42	A	W	50-49

2/27/43	H	W	68-47
1/23/48	A	L	41-49
12/18/48	H	W	62-51
12/17/49	A	W	75-69
12/16/50	H	W	74-47
12/30/53	H	W	75-57
12/19/64	H	W	93-83
12/20/65	A	L	72-75
12/7/66	H	W	90-85
12/16/67	A	L	90-101
12/10/68	H	W	97-81
1/6/70	A	L	75-81
1/26/71	H	W	111-94
1/19/72	A	W	70-69
1/29/73	H	W	30T 94-86
12/8/73	A	L	72-78
1/8/75	H	W	77-54
1/24/76	A	W	62-57
2/28/76	H	W	93-67
1/15/77	A	W	72-66
2/16/77	H	L	65-70
1/4/78	A	L	58-71
2/6/78	H	W	74-63
2/3/79	A	L	67-78
1/23/80	A	L	73-75
1/30/80	H	W	62-60
1/24/81	A	W	OT 78-77
2/21/81	H	L	69-74
1/16/82	A	L	74-88
2/13/82	H	L	53-55
3/5/82	N	L	72-76+
1/15/83	A	L	68-91
2/12/83	H	L	58-66
1/419/84	A	W	86-80
3/3/84	H	L	66-68
1/23/85	A	L	87-107
1/22/86	H	W	67-64
2/19/86	A	L	63-82
3/6/86	N	L	76-87+
1/14/87	A	W	62-60
2/11/87	H	W	OT 102-99
1/13/88	H	L	73-77
2/10/88	A	L	67-77
3/8/88	A	W	80-79+
1/4/89	A	L	63-65
3/4/89	H	L	79-92
1/27/90	H	L	38-65
2/24/90	A	L	54-77
1/19/91	A	L	OT 76-80
2/16/91	H	L	64-67
1/18/92	H	W	69-59
2/15/92	A	L	46-60
3/13/92	N	L	61-65+
1/9/93	A	L	65-70
2/6/93	H	W	66-65
3/13/93	N	L	64-79+
2/2/94	H	L	68-75
3/2/94	A	L	67-76
1/14/95	A	L	70-86
2/12/95	H	L	72-77
1/13/96	H	W	75-71
2/10/96	A	L	67-78
12/5/96	A	L	52-64
2/8/97	H	W	76-77
12/10/97	H	L	76-81
2/25/98	A	L	71-80
1/13/99	A	L	66-68

2/17/99	H	W	78-69
2/9/00	A	L	60-80
2/26/00	H	L	82-91
1/13/01	A	W	76-70
2/24/01	H	L	52-65
1/23/02	A	L	61-74
2/20/02	H	W	80-65
1/15/03	A	W	71-52
3/1/03	H	W	86-74
1/24/04	H	W	70-66
2/11/04	A	W	72-61
1/22/05	H	L	65-66
3/5/05	A	L	81-88
1/26/06	H	W	68-59
2/22/06	A	W	62-56
1/9/07	H	W	74-61
3/4/07	A	W	71-67
1/16/08	A	W	71-45
3/9/08	H	W	57-53
1/20/09	A	L	44-50
3/4/09	H	W	OT 84-82

+ - MAC Tournament

BOWLING GREEN
Series Record: WMU trails 64-43
Home: 26-26
Away: 15-38
Neutral: 1-1

2/12/46	A	L	37-56
3/2/46	H	L	56-59
1/8/47	H	W	53-42
2/8/47	A	L	52-69
12/19/53	H	W	85-78
3/1/54	A	L	62-95
1/18/55	H	W	88-76
2/22/55	A	L	68-80
12/7/55	A	L	20T 89-93
1/4/56	H	W	82-63
12/19/56	H	L	72-91
1/16/57	A	L	82-94
1/8/58	H	L	74-104
2/26/58	H	L	58-75
1/7/59	H	L	65-86
2/18/59	A	L	84-88
1/6/60	H	W	63-60
2/24/60	A	W	87-85
1/4/61	A	L	56-78
2/25/61	H	W	86-80
1/3/62	H	L	72-73
2/28/62	A	L	64-84
1/2/63	A	L	60-70
2/23/63	H	L	75-82
1/11/64	H	W	95-85
2/22/64	A	L	81-101
1/9/65	A	L	77-88
2/20/65	H	L	OT 81-83
1/8/66	H	L	81-87
2/19/66	A	W	66-63
1/21/67	H	L	62-70
2/18/67	A	L	82-95
1/20/68	A	L	67-83
2/17/68	H	L	67-79
2/1/69	A	W	20T 88-87
2/26/69	H	W	20T 101-99
1/31/70	H	L	85-97
2/25/70	A	L	74-75
1/30/71	A	W	93-75
2/17/71	H	W	78-64
1/29/72	H	W	93-83

2/16/72	A	W	75-74
1/13/73	A	L	60-87
2/10/73	H	L	69-73
1/23/74	H	W	69-60
2/20/74	A	L	63-68
1/22/75	A	L	60-64
2/19/75	H	L	64-66
1/3/76	A	W	67-57
3/6/76	H	W	71-58
3/5/77	H	W	89-68
1/14/78	H	L	63-65
2/15/78	A	L	44-66
1/17/79	A	L	56-67
2/21/79	H	W	99-86
1/5/80	A	L	OT 65-70
2/9/80	A	W	78-60
1/10/81	A	L	75-78
2/7/81	H	W	88-79
2/3/82	A	L	61-63
3/6/82	N	L	83-86+
1/26/83	A	L	48-63
2/23/83	H	L	54-80
1/18/84	H	L	54-58
2/15/84	A	L	53-71
1/19/85	H	L	OT 92-93
2/16/85	A	L	57-86
1/4/86	A	W	85-73
2/1/86	H	L	82-90
1/28/87	H	W	82-76
2/25/87	A	L	72-84
1/20/88	A	W	74-71
2/17/88	H	L	66-75
1/21/89	A	L	61-80
2/18/89	H	L	OT 68-69
1/13/90	H	L	75-99
2/10/90	A	L	64-74
1/5/91	A	L	56-75
2/2/91	H	L	64-76
2/5/92	H	W	72-70
3/4/92	A	W	95-86
1/27/93	A	L	45-58
2/24/93	N	W	69-65&
1/19/94	H	L	65-77
2/10/94	A	L	65-80
1/14/95	A	L	70-86
3/4/95	H	W	51-42
1/3/96	H	W	66-63
3/2/96	A	W	63-44
1/8/97	H	L	OT 69-71
2/1/97	A	L	67-93
1/3/98	H	W	81-75
12/21/98	A	L	82=83
1/12/00	H	W	91-82
1/31/01	A	L	61-77
3/5/01	A	L	68-74+
1/30/02	H	L	66-78
1/22/03	H	W	76-58
2/5/03	A	W	67-65
2/7/04	H	W	88-73
3/1/04	A	W	70-58
1/15/05	A	W	70-61
3/2/05	H	W	77-52
1/7/06	H	W	84-62
1/24/07	A	W	72-63
2/2/08	H	W	64-50
2/4/09	A	L	61-68

+ - MAC Tournament
 & - Kellogg Arena, Battle Creek, Mich.



BUFFALO
Series Record: WMU leads 9-5
Home: 4-2
Away: 5-2
Neutral: 0-1

2/27/54	A	W	88-79
1/30/99	H	W	82-65
1/26/00	A	L	60-63
1/24/01	H	W	90-72
2/9/02	A	W	60-59
3/5/03	H	W	87-66
1/10/04	A	W	84-54
12/4/04	A	W	70-53
2/8/05	H	L	79-85
3/11/05	N	L	68-75+
1/14/06	A	L	62-73
1/31/07	H	W	85-64
1/29/08	A	W	20T 100-90
1/27/09	H	L	71-74

+ - MAC Tournament

CENTRAL MICHIGAN
Series Record: WMU leads 77-44
Home: 39-13 (1946-2006)
Away: 24-24 (1946-2006)
Neutral: 0-1

1914-1915	W	39-28	
1915-1916	W	35-21	
1921-1922	W	34-17	
1922-1923	L	13-20	
1924-1925	L	16-18	
1924-1925	W	35-25	
1926-1927	W	36-22	
1926-1927	W	30-21	
1927-1928	W	40-24	
1927-1928	L	23-25	
1928-1929	L	25-27	
1928-1929	L	25-31	
1929-1930	W	51-12	
1929-1930	W	40-21	
1930-1931	W	42-19	
1930-1931	W	44-32	
1931-1932	W	51-17	
1931-1932	W	37-29	
1/5/46	A	W	51-49
1/26/46	H	W	51-41
1/11/47	A	L	42-49
2/13/47	H	W	64-56
12/10/49	A	L	45-63
1/21/50	H	W	73-53
11/28/50	H	W	55-44
2/26/51	A	L	70-72
12/4/51	H	W	58-48
1/7/52	A	W	70-54
12/1/52	A	W	82-52
1/3/53	H	W	59-56
12/2/53	H	W	OT 73-65
12/8/54	A	W	20T 95-91
12/10/55	H	L	68-73
1/2/57	A	W	55-50
12/9/57	H	W	74-60
12/8/58	A	W	66-56
12/7/59	H	W	106-45
12/5/60	A	W	90-74
12/4/61	H	W	96-54
12/3/62	A	W	69-68
1/14/64	H	W	91-85

1/11/65	A	L	60-72
12/1/65	H	L	73-76
12/10/66	A	L	20T 76-77
12/2/67	H	W	81-67
1/14/69	A	W	75-64
12/20/69	H	L	58-62
2/10/71	A	L	OT 86-90
12/18/71	H	W	72-65
12/22/72	A	L	69-70
2/24/73	H	L	79-81
1/30/74	H	W	85-67
3/2/74	A	L	77-78
12/11/74	A	L	67-81
3/1/75	H	L	72-74
2/7/76	A	W	76-73
1/22/77	H	W	71-65
2/23/77	A	L	61-77
1/21/78	H	L	55-64
2/22/78	A	L	78-88
1/13/79	H	L	78-79
2/17/79	A	L	86-94
1/9/80	H	W	84-64
2/6/80	H	W	76-73
1/7/80	H	W	75-60
1/30/82	H	W	54-50
2/27/82	A	W	82-67
1/22/83	H	W	43-42
2/19/83	A	L	59-79
1/14/84	A	W	60-59
2/11/84	H	L	63-64
12/1/84	N	L	70-71#
1/12/85	H	W	98-83
2/9/85	A	W	71-69
1/2/86	H	W	74-63
3/2/86	A	L	65-71
1/21/87	H	W	73-69
2/18/87	A	L	71-85
1/27/88	H	L	73-83
2/24/88	H	W	79-72
1/18/89	H	W	72-67
2/15/89	A	W	66-57
1/10/90	A	L	82-92
2/7/90	H	W	OT 78-77
1/2/91	A	L	56-59
3/2/91	H	L	90-91
2/1/92	A	W	81-77
2/29/92	H	W	OT 101-94
1/23/93	H	W	69-53
2/20/93	A	W	99-79
1/15/94	A	W	57-49
2/12/94	H	W	63-60
1/7/95	A	W	70-52
2/4/95	H	W	71-54
1/6/96	H	W	81-74
2/3/96	A	W	73-61
1/11/97	A	W	83-78
2/3/97	H	W	87-67
1/17/98	H	W	81-63
2/14/98	A	W	87-68
1/16/99	A	L	78-93
1/15/00	A	L	72-88
2/12/00	H	W	76-75
1/15/01	H	L	OT 71-73
2/10/01	A	L	72-78
1/12/02	H	W	81-67
2/4/02	A	L	67-70
1/8/03	H	L	75-80

2/10/03	A	L	58-77
2/4/04	A	W	79-63
2/25/04	H	W	86-55
1/29/05	H	W	84-39
2/15/05	A	L	74-84
1/29/06	A	W	20T 75-71
2/25/06	H	W	68-57
1/16/07	H	W	86-76
2/14/07	A	L	66-71
1/22/08	H	W	72-52
3/4/08	A	L	68-72
1/11/09	A	W	72-63
3/8/09	H	L	68-71

- Spartan/Cutlass Classic

COLLEGE OF CHARLESTON
Series Record: WMU leads 2-0
Home: 1-0
Away: 1-0
Neutral: 0-0

2/21/04	H	W	OT 83-78
12/12/04	A	W	69-56

DETROIT
Series Record: WMU trails 23-27
Home: 9-8 (1938-2006)
Away: 5-13 (1937-2006)
Neutral: 1-1

1916-17	L	21-26	
1916-17	W	27-18	
1919-20	W	23-18	
1919-20	L	28-35	
1920-21	L	7-25	
1920-21	W	26-19	
1921-22	L	25-31	
1921-22	W	27-23	
1923-24	L	21-23	
1925-26	W	28-23	
1936-37	A	W	44-25
1937-38	W	42-34	
1937-38	L	32-41	
1938-39	H	L	38-42
1938-39	A	L	34-50
12/29/59	H	L	72-92#
1/31/61	H	L	68-81
1/16/62	A	W	69-57
1/14/63	H	W	110-67
2/3/65	H	L	87-96
2/1/66	A	L	79-91
12/28/66	A	W	74-70#
1/17/67	H	W	76-69
2/13/68	A	W	94-82
12/3/68	H	L	OT 99-106
12/10/69	A	L	71-82
3/4/72	H	W	98-85
1/17/73	A	L	55-57
1/12/74	H	W	105-89
12/28/74	A	W	80-65#
12/15/75	H	W	81-71
2/12/77	A	L	64-86
2/11/78	H	L	91-113
1/15/79	A	L	77-92
11/29/80	N	L	82-85@
12/22/94	N	W	79-77%
12/16/95	A	L	50-65
12/23/96	H	W	60-44
12/6/97	A	L	59-77

12/1/98	H	L	51-63
11/20/99	A	L	66-80
12/21/00	H	L	56-67
12/1/01	A	L	62-67
12/2/02	H	W	71-55
11/29/03	A	L	43-64
12/1/04	H	W	64-48
12/3/05	A	L	OT 74-77
11/20/06	H	W	69-67
11/19/07	A	W	60-59
11/18/08	H	W	71-58

@ - Spartan/Cutlass Classic
 % - Welsh Auditorium, Grand Rapids
 # - Motor City Tournament

EASTERN ILLINOIS
Series Record: WMU leads 2-1
Home: 1-1
Away: 1-0

12/30/93	A	W	77-74
11/30/94	H	W	66-58
2/21/09	H	L	57-59

EASTERN MICHIGAN
Series Record: WMU leads 51-44
Home: 23-13 (1974-2006)
Away: 12-23 (1974-2006)
Neutral: 2-1

1914-1915	L	24-37	
1921-1922	W	34-18	
1922-1923	W	22-21	
1921-1922	L	16-23	
1922-1923	L	7-29	
1923-1924	W	62-32	
1923-24	W	37-17	
1924-1925	L	22-28	
1924-1925	W	39-10	
1925-1926	W	32-27	
1925-1926	L	25-27	
1926-1927	W	30-23	
1926-1927	W	25-23	
1927-1928	L	21-23	
1927-1928	W	59-33	
1928-1929	W	39-26	
1928-1929	W	31-27	
1929-1930	W	2-0*	
1929-1930	W	2-0*	
1930-1931	W	38-20	
1930-1931	L	28-32	
2/9/74	H	W	78-55
12/4/74	H	W	80-65
2/8/75	A	L	60-62
1/7/76	A	W	78-58
2/11/76	H	W	85-73
2/2/77	A	W	56-53
1/25/78	A	L	53-66
3/1/78	H	L	71-82
1/20/79	H	W	81-73
2/7/79	A	L	76-92
1/12/80	H	L	55-66
2/16/80	A	L	74-80
1/14/81	H	W	67-61
2/11/81	A	W	69-58
1/6/82	H	L	70-71
2/12/82	A	W	44-42+
1/29/83	H	L	61-73
2/26/83	A	L	54-61

1/21/84	A	L	59-61
2/18/84	H	L	59-65
1/26/85	H	W	OT 87-84
2/23/85	A	L	85-88
1/8/86	H	L	64-67
2/5/86	A	L	79-84
12/13/86	H	W	86-73
2/28/87	A	L	64-88
1/30/88	H	W	81-78
2/27/88	A	L	82-96
3/11/88	N	L	88-95+
1/11/89	H	L	63-71
2/8/89	A	L	63-75
1/17/90	A	L	85-96
2/14/90	H	L	53-63
1/9/91	H	L	55-65
2/6/91	A	L	59-76
1/8/92	A	L	64-68
3/7/92	H	W	80-66
1/30/93	H	W	75-74
2/27/93	A	L	71-89
3/11/93	N	W	65-57+
1/22/94	A	L	58-72
2/19/94	H	W	97-78
1/11/95	H	L	72-80
2/8/95	A	L	57-67
1/10/96	A	L	65-88
2/7/96	H	L	83-89
1/22/97	H	W	76-73
2/19/97	A	W	82-77
1/21/98	H	W	98-85
2/21/98	A	W	102-82
1/27/99	H	W	75-64
2/20/99	A	L	60-70
2/2/00	H	L	43-68
2/21/00	A	L	71-93
2/7/01	A	L	73-84
3/3/01	H	L	60-49
2/6/02	H	W	OT 101-94
2/27/02	A	W	71-52
1/11/03	H	W	87-54
2/26/03	A	L	72-80
1/17/04	A	W	72-63
1/31/04	H	W	75-55
2/3/05	H	W	82-71
2/26/05	A	W	73-63
1/24/06	A	W	68-62
2/15/06	H	W	67-64
3/6/06	H	W	60-55+
1/20/07	H	W	84-80
2/22/07	A	W	80-61
1/12/08	A	L	71-81
2/20/08	H	W	70-52
3/13/08	N	W	70-61+
1/24/09	A	W	53-45
2/18/09	H	W	46-38

* - Won by Forfeit
+ - MAC Tournament Game

HOLY CROSS			
Series Record: Tied 2-2			
Home: 1-0			
Away: 1-1			
Neutral: 0-1			
12/28/63	N	L	77-91#
11/27/90	A	W	79-69
11/30/91	H	W	78-65
12/6/08	A	L	63-69
# - Motor City Tournament			
ILLINOIS			
Series Record: WMU trails 0-2			
Away: 0-1			
Neutral: 0-1			
12/28/78	N	L	79-84#
12/4/82	A	L	59-75
# - Glacier Classic, Anchorage, Alaska			
KENT STATE			
Series Record: WMU trails 53-55			
Home: 35-18			
Away: 16-35			
Neutral: 2-2			
12/21/51	H	W	71-62
2/7/52	A	W	89-72
12/20/52	H	W	88-83
2/5/53	A	W	OT 84-81
1/22/54	H	W	67-53
12/11/54	H	W	118-76
2/5/55	A	W	86-80
1/16/56	H	W	87-83
2/1/56	A	L	90-97
2/7/57	A	W	88-85
2/23/57	H	W	99-87
2/7/58	A	W	79-78
2/15/58	H	L	71-78
2/7/59	A	L	68-105
2/21/59	H	L	61-71
2/6/60	H	W	81-75
2/20/60	A	L	61-69
1/11/61	A	L	73-76
2/18/61	H	W	88-66
1/6/62	A	W	88-75
1/13/62	H	W	72-65
1/12/63	A	W	60-58
2/9/63	H	W	64-51
1/18/64	H	W	68-65
2/8/64	A	L	84-85
1/16/65	H	W	89-73
2/6/65	A	L	73-75
1/15/66	H	W	92-89
2/5/66	A	L	87-106
1/14/67	A	W	100-71
2/4/67	H	W	65-64
1/13/68	A	W	74-72
2/3/68	H	L	69-73
1/18/69	A	L	63-93
2/22/69	H	L	66-81
1/17/70	H	W	OT 72-64
2/21/70	A	L	82-85
1/16/71	H	W	87-78
2/20/71	A	W	70-65
1/15/72	H	W	68-66
2/19/72	A	L	69-75
1/6/73	H	L	77-80
2/3/73	A	L	52-72

1/26/74	A	L	66-82
2/23/74	H	W	85-59
1/25/75	H	W	77-70
2/22/75	A	W	77-53
1/21/76	H	W	75-53
2/25/76	A	W	73-63
1/8/77	H	W	84-55
2/9/77	A	L	68-70
1/11/78	H	L	53-57
3/4/78	A	L	71-76
1/27/79	H	W	65-64
1/19/80	H	L	69-70
2/23/80	A	L	61-65
1/21/81	H	W	77-62
2/18/81	A	L	73-74
1/23/82	A	L	72-80
2/20/82	H	W	73-71
1/8/83	A	L	50-83
2/5/83	H	L	60-67
2/1/84	H	L	54-70
2/29/84	A	L	65-77
1/16/85	A	L	81-89
2/13/85	H	L	69-84
1/18/86	A	W	67-62
2/15/86	H	W	62-58
1/10/87	H	L	73-84
2/7/87	A	L	65-82
3/5/87	N	L	75-84+
1/9/88	A	L	70-78
2/6/88	H	W	68-65
2/1/89	H	L	65-84
3/1/89	A	L	58-87+
1/24/90	A	L	67-72
2/21/90	H	L	OT 76-78
1/16/91	H	W	67-56
2/13/91	A	L	47-67
1/15/92	A	W	64-48
2/12/92	H	W	62-60
3/12/92	N	W	61-57+
1/6/93	H	W	60-50
3/6/93	A	L	64-81
1/29/94	A	L	63-81
2/26/94	H	W	69-65
1/21/95	A	W	68-58
2/18/95	H	W	74-56
1/20/96	H	L	69-71
2/17/96	A	W	84-70
1/18/97	A	L	62-76
2/15/97	H	L	70-72
1/8/98	A	L	63-65
1/31/98	H	W	88-53
12/30/98	H	W	OT 87-85
2/10/99	A	L	66-92
1/31/00	A	L	62-68
2/14/01	H	L	60-77
1/19/02	A	L	72-75
2/1/03	H	L	71-78
1/21/04	A	L	71-84
3/13/04	N	W	77-66+
1/12/05	H	W	76-60
1/17/06	A	L	62-77
2/11/07	H	W	79-57
3/8/07	N	L	66-75+
1/27/08	A	L	58-67
1/31/09	H	L	47-65
+ - MAC Tournament			

LOYOLA (ILL.)			
Series Record: WMU trails 40-53			
Home: 21-26			
Away: 19-27			
Neutral: 0-0			
1/11/25	A	W	20-12
2/20/25	H	W	19-18
1928-29	A	L	30-31
1928-29	H	L	20-32
12/20/30	A	W	25-22
2/12/31	H	W	34-28
1/8/32	H	W	29-18
2/12/32	A	L	23-31
1/14/33	A	L	27-38
1/21/33	H	W	34-22
1/13/34	H	W	24-15
3/3/34	A	W	32-19
1/16/35	A	W	42-33
2/22/35	H	W	57-28
1/4/36	A	W	44-22
2/14/36	H	W	49-28
2/15/41	H	L	40-57
2/12/42	H	L	58-62
1/13/43	H	L	38-39
2/19/43	A	W	58-57
1/18/47	H	L	51-64
1/14/48	A	W	30T 69-67
2/28/48	H	L	53-55
2/21/49	H	L	44-66
3/2/49	A	L	31-63
2/16/50	A	L	71-85
2/28/50	H	L	57-61
1/24/51	A	L	48-50
2/14/51	H	W	60-53
12/19/51	A	W	OT 73-66
2/12/52	H	L	58-61
12/22/52	A	L	54-68
2/16/53	H	W	58-54
12/22/53	A	W	70-68
2/9/54	H	L	56-79
2/8/55	H	W	88-84
2/19/55	A	L	75-99
12/21/55	H	W	89-52
2/15/56	A	L	62-68
12/31/56	A	L	55-57
2/27/57	H	L	66-88
1/22/58	A	L	58-86
2/12/58	H	L	61-68
1/3/59	A	L	91-113
2/11/59	H	L	81-86
2/10/60	A	L	82-95
2/22/60	H	W	76-64
1/7/61	H	W	87-80
2/21/61	A	W	107-99
12/13/61	H	L	OT 85-87
2/7/62	A	L	79-102
12/17/62	A	L	102-123
1/10/63	H	L	69-107
12/12/63	H	L	102-105
1/29/64	A	L	64-101
12/29/64	A	L	79-87
2/17/65	H	L	81-94
1/12/66	H	L	89-117
2/14/66	A	L	75-107
1/11/67	A	W	73-68
2/15/67	H	L	OT 84-85
1/3/68	H	L	76-97





2/28/68	A	L	73-85
1/2/69	A	L	68-83
2/4/69	H	W	115-92
1/3/70	A	W	79-66
2/10/70	H	W	94-93
1/2/71	A	W	90-66
2/2/71	H	W	96-71
12/22/71	H	L	72-74
2/1/72	A	L	77-83
1/22/73	A	L	71-81
2/13/73	H	W	92-80
1/9/74	H	W	64-58
2/26/74	A	L	64-68
1/11/75	H	W	81-63
2/5/75	A	W	76-56
1/14/76	H	W	79-77
2/4/76	A	W	80-73
1/29/77	H	L	63-67
2/14/77	A	L	76-84
12/14/77	H	L	66-77
2/4/78	A	L	67-75
2/14/79	A	L	80-93
12/12/79	H	L	61-70
11/24/90	H	L	61-68
11/26/91	A	W	70-59
12/23/98	A	W	64-58
11/23/99	H	L	69-70
12/20/03	A	W	79-61
11/29/04	H	W	68-64
11/16/07	A	W	63-61
11/22/08	H	L	51-54

MIAMI

Series Record: WMU trails 38-80

Home: 32-25

Away: 5-51

Neutral: 1-4

1/13/40	A	L	29-32
2/24/40	H	W	51-47
1/17/41	A	L	37-40
1/13/48	A	L	47-64
2/21/48	H	W	71-48
1/28/49	A	L	43-51
2/5/49	H	W	71-54
1/7/50	H	W	94-66
2/10/50	A	L	54-61
1/6/51	A	L	42-48
2/16/51	H	L	77-88
12/8/51	N	L	65-76#
1/4/52	H	W	58-52
2/15/52	A	L	66-95
1/17/53	A	L	64-93
2/28/53	H	L	63-74
12/18/54	H	W	77-68
1/14/55	A	L	65-91
1/13/56	A	L	66-80
2/11/56	H	W	84-71
1/12/57	H	L	79-84
2/9/57	A	L	68-107
1/11/58	A	L	68-95
2/1/58	H	L	75-95
1/10/59	H	L	69-83
1/24/59	A	L	77-91
12/12/59	A	L	71-78
2/13/60	H	W	84-80
12/5/60	H	W	79-59
2/11/61	A	L	67-87

1/27/62	A	W	81-80
2/10/62	H	W	71-62
1/5/63	H	W	78-74
1/26/63	A	L	80-89
1/4/64	A	L	77-86
2/5/64	H	L	69-78
12/12/64	H	L	70-82
2/13/65	A	L	68-93
1/19/66	A	L	70-88
2/12/66	H	L	66-88
12/27/66	N	L	46-51*
1/25/67	H	W	54-50
2/13/67	A	L	55-79
1/24/68	A	W	91-71
2/10/68	H	L	56-64
1/22/69	H	W	71-66
2/19/69	A	L	62-68
1/21/70	A	L	56-87
2/18/70	H	L	61-83
1/13/71	H	L	57-61
2/27/71	A	L	69-80
1/12/72	A	L	64-86
2/26/72	H	W	86-82
1/31/73	H	L	64-68
3/3/73	A	L	68-71
1/5/74	H	W	72-60
2/2/74	A	L	64-75
1/4/75	A	L	59-67
2/1/75	H	W	86-73
1/28/76	H	W	82-68
3/3/67	A	W	73-58
1/12/77	H	L	62-71
2/19/77	A	L	66-76
1/7/78	H	W	79-69
2/8/78	A	L	61-82
12/9/78	H	L	68-80
3/3/79	A	L	57-69
1/26/80	H	W	OT 74-73
1/28/81	H	W	96-89
2/25/81	A	W	72-70
1/20/82	H	W	85-75
2/17/82	A	L	OT 53-57
1/12/83	H	L	60-84
2/9/83	A	L	52-72
1/7/84	H	L	67-70
2/4/84	A	L	55-80
1/30/85	A	L	59-82
2/27/85	H	L	69-76
3/7/85	N	L	64-78+
1/25/86	A	L	60-68
2/22/86	H	L	73-81
1/17/87	H	L	70-77
2/14/87	A	L	57-76
1/16/88	A	L	62-85
2/13/88	H	W	74-61
1/7/89	H	W	76-68
2/4/89	A	W	81-79
1/31/90	A	L	64-86
2/28/90	H	L	77-82
1/23/91	H	L	80-86
2/20/91	A	L	70-89
1/22/92	A	L	53-59
2/19/92	H	L	63-64
1/13/93	H	W	69-52
2/10/93	A	L	39-65
3/12/93	N	W	61-48+
1/5/94	A	L	81-82

3/5/94	H	L	63-70
1/18/95	H	W	80-63
2/15/95	A	L	47-61
1/17/96	A	L	61-62
2/14/96	H	W	76-65
1/25/97	A	L	49-62
2/22/97	H	L	55-56
3/7/97	N	L	67-84+
1/5/98	H	W	63-47
2/28/98	H	L	63-67+
1/2/99	A	L	62-80
2/6/99	H	L	69-70
1/29/00	H	W	51-49
1/22/01	A	L	50-77
1/2/02	H	W	OT 69-63
12/7/02	A	L	39-44
12/6/03	H	W	61-38
1/26/05	A	L	60-85
1/21/06	H	W	59-50
2/3/07	A	L	59-62
2/12/08	H	W	2OT 78-75
2/14/09	A	L	46-64

+ - MAC Tournament

* - Motor City Tournament

- Toledo Tournament

NORTHERN ILLINOIS

Series Record: WMU leads 45-28

Home: 28-8

Away: 15-17

Neutral: 2-3

2/13/48	H	W	59-57
1948-49	A	W	73-49
12/29/51	H	W	74-68
12/21/63	H	W	92-78
12/14/64	H	W	86-74
12/18/65	A	L	81-82
1/25/66	H	W	108-88
12/3/66	H	W	96-59
1/4/67	A	W	83-72
1/8/68	H	W	73-62
1/30/68	A	W	75-74
12/28/68	N	L	80-87#
2/15/69	H	W	81-77
2/3/70	A	L	61-72
12/28/70	H	W	OT 96-93
2/13/71	A	L	92-116
12/29/71	A	L	68-83
1/26/72	H	L	96-106
1/8/73	H	L	71-74
12/5/73	A	W	71-61
2/26/75	H	W	72-67
1/17/76	A	W	78-65
2/21/76	H	W	91-74
1/5/77	A	W	50-45
2/5/77	H	L	60-68
1/31/78	A	L	55-57
1/24/79	A	L	60-76
2/28/79	H	L	OT 100-102
1/16/80	A	L	76-91
2/20/80	H	W	74-65
1/31/81	A	W	81-69
2/28/81	H	L	63-65
3/3/81	N	L	73-75+
1/13/82	H	L	59-60
2/10/82	A	L	61-82
1/5/83	H	W	54-53

3/5/83	A	L	57-75
1/28/84	A	L	76-86
2/2/84	H	L	74-83
1/9/85	A	L	OT 63-66
2/6/85	H	W	91-69
1/15/86	H	W	82-76
2/12/86	A	L	60-67
12/28/86	N	W	92-80&
1/7/87	A	W	80-73
2/4/87	H	W	100-81
12/23/87	A	W	83-76
1/25/88	H	W	84-79
12/2/96	A	L	52-55
12/21/96	H	W	64-58
12/31/97	A	W	79-73
2/23/98	H	W	80-71
1/9/99	H	W	69-68
1/8/00	A	L	67-68
2/16/00	H	W	92-85
1/29/01	H	W	81-77
2/28/01	A	W	67-62
2/16/02	A	W	97-87
3/2/02	H	W	86-85
3/8/03	A	W	OT 71-67
3/13/03	N	L	63-75+
3/6/04	H	W	93-61
1/2/05	A	W	72-69
1/19/05	H	W	67-60
2/4/06	A	L	60-86
3/4/06	H	L	59-74
1/6/07	A	L	68-70
3/1/07	H	W	68-54
3/7/07	N	W	67-62+
1/5/08	H	W	86-69
2/26/08	A	W	56-49
1/17/09	H	W	71-52
2/25/09	A	L	63-78

+ - MAC Tournament

- Citrus Classic

& - Wyoming Cowboy Shootout

OHIO

Series Record: WMU trails 58-61

Home: 39-17

Away: 18-42

Neutral: 1-2

12/1/39	A	L	46-60
1/30/40	H	W	43-42
1/10/49	A	W	58-42
3/5/49	H	W	69-56
1/13/50	A	W	81-56
3/5/50	H	W	79-52
1/19/51	A	W	69-58
2/24/51	H	W	66-59
1/26/52	A	W	60-65
2/23/52	H	W	85-74
2/7/53	A	W	70-63
2/21/53	H	W	62-55
2/6/54	A	L	59-67
2/20/54	H	W	79-72
1/7/55	A	L	84-97
2/26/55	H	L	87-95
1/9/56	A	W	86-74
2/25/56	H	W	70-63
2/2/57	H	W	94-88
2/16/57	A	L	71-88
1/18/58	H	L	66-76

2/8/58	A	L	87-116	2/26/92	A	L	OT 81-82	1/29/55	A	W	52-44	2/22/89	A	L	64-74
1/16/59	A	L	61-83	1/20/93	A	W	86-71	12/14/55	A	L	62-69	1/3/90	H	W	76-72
1/31/59	H	L	69-85	2/17/93	H	W	66-51	1/28/56	H	W	90-82	3/3/90	A	L	73-77
1/16/60	A	L	70-88	1/12/94	H	W	75-65	12/12/56	H	W	81-75	1/12/91	A	L	62-71
1/30/60	H	L	71-86	2/9/94	A	L	61-86	2/20/57	A	L	66-84	2/9/91	H	L	67-78
1/14/61	A	L	62-64	3/8/94	A	L	56-87+	12/18/57	H	L	62-66	1/11/92	H	W	58-45
1/28/61	H	L	OT 76-78	1/24/95	H	L	68-80	2/17/58	A	L	87-102	2/8/92	A	W	OT 72-70
1/8/62	A	L	81-82	2/22/95	A	L	77-91	12/17/58	A	L	84-106	2/3/93	A	L	62-64
3/31/62	H	L	85-91	3/7/95	A	L	56-72	2/4/59	H	W	68-61	3/3/93	N	W	75-57 &
1/19/63	H	W	87-77	1/24/96	A	W	66-59	12/16/59	H	L	61-78	1/26/94	H	W	75-72
2/16/63	A	L	64-90	2/21/96	H	W	74-51	2/3/60	A	L	48-67	2/23/94	A	L	73-79
1/7/64	H	W	95-93	1/4/97	A	W	64-63	12/14/60	A	L	66-96	1/28/95	A	L	70-82
1/25/64	A	L	69-95	3/1/97	H	W	82-72	2/15/61	H	W	65-61	2/25/95	H	W	75-71
1/6/65	H	L	70-91	3/4/97	N	W	74-68+	2/14/62	H	W	69-64	1/27/96	H	W	81-77
1/23/65	A	L	76-89	2/7/98	A	W	86-68	2/28/62	A	L	77-82	2/24/96	A	W	68-60
1/5/66	H	W	86-80	1/6/99	H	L	76-96	2/13/63	A	L	44-80	3/5/96	H	L	65-71+
1/22/66	A	L	86-96	2/13/99	A	L	55-74	2/27/63	H	W	69-64	1/29/97	H	W	62-53
1/7/67	H	W	72-70	1/22/00	A	W	OT 78-74	2/12/64	H	W	81-67	2/26/97	A	L	63-75
2/1/67	A	L	65-69	3/1/00	A	L	52-77+	2/26/64	A	W	90-89	1/24/98	A	W	90-89
1/6/68	A	W	86-84	12/16/01	H	W	76-65	2/10/65	H	L	80-97	2/18/98	H	W	86-76
1/17/68	H	W	83-79	1/9/02	A	L	68-86	2/24/65	H	W	81-77	12/27/98	H	L	66-76
1/29/69	A	L	68-78	1/26/02	H	W	95-65	2/9/66	H	L	68-74	1/23/99	A	L	56-68
2/8/69	H	W	97-89	2/22/03	A	L	OT 72-79	2/23/66	A	W	30T 74-72	12/4/99	N	L	59-71#
1/28/70	H	L	81-91	1/28/04	H	W	96-73	2/8/67	H	L	76-86	1/19/00	H	W	77-73
2/7/70	A	L	68-107	2/5/05	A	L	85-89	2/22/67	A	L	71-93	2/19/00	A	L	66-81
2/6/71	H	W	89-79	1/4/06	A	L	55-87	2/7/68	A	L	71-83	1/6/01	H	L	72-89
3/2/71	A	L	70-100	2/12/06	H	W	65-62	2/21/68	H	L	82-95	2/17/01	A	L	61-86
2/5/72	A	L	79-80	2/6/07	H	L	OT 73-78	1/4/69	A	L	60-67	1/5/02	H	L	64-73
3/1/72	H	W	100-83	2/9/08	A	L	54-57	1/15/69	H	L	64-84	2/23/02	A	L	68-72
1/20/73	H	W	68-67	2/11/09	H	W	76-62	1/13/70	H	W	2-0#	1/28/03	A	L	62-75
2/17/73	A	L	80-101	3/10/09	N	L	55-62 +	1/24/70	A	L	66-84	2/18/03	H	W	67-64
1/19/74	A	L	55-97	+ - MAC Tournament				1/23/71	H	L	60-66	3/10/03	H	W	78-64+
2/16/74	H	L	76-78	SAM HOUSTON STATE				2/24/71	A	L	66-81	2/18/04	H	W	89-62
1/18/75	H	W	71-66	Series Record: WMU leads 1-0				1/5/72	H	L	84-88	2/28/04	A	L	84-93
2/15/75	A	W	76-72	Away: 1-0				1/22/72	A	L	82-89	3/12/04	N	W	87-77+
1/31/76	H	W	75-59	11/25/08 A W 65-62				1/27/73	A	L	52-70	1/31/05	A	L	77-83
1/26/77	A	L	74-80	TEMPLE				2/21/73	H	W	70-54	2/1/06	H	W	57-53
2/26/77	H	W	75-63	Series Record: WMU trails 0-2				1/16/74	A	L	61-69	3/1/06	A	L	58-81
1/18/78	A	W	73-59	Home: 0-0				2/12/74	H	W	60-48	1/13/07	A	L	68-80
2/18/78	H	W	OT 88-82	Away: 0-2				1/15/75	H	W	73-56	2/25/07	H	L	OT 75-79
1/6/79	A	L	82-101	Neutral: 0-0				3/8/75	H	W	85-68	1/19/08	H	W	75-62
2/10/79	H	L	70-82	1943-44 A L 51-55				1/10/76	H	W	78-73	3/1/08	A	W	69-55
12/8/79	A	W	78-69	12/5/06 A L 71-76				2/14/76	A	L	80-88	1/14/09	H	W	70-52
2/13/80	H	L	50-56	TOLEDO				12/14/76	H	W	65-56	2/28/09	A	L	62-63
2/4/81	A	L	74-79	Series Record: WMU trails 51-76				3/2/77	A	L	49-64	+ - MAC Tournament			
1/27/82	A	W	49-47	Home: 38-25				1/28/78	H	L	51-67	& Kellogg Arena, Battle Creek			
2/24/82	H	W	60-53	Away: 11-49				1/20/79	H	L	72-80	# Marquette Tournament			
1/19/83	A	L	55-82	Neutral: 2-2				2/24/79	A	L	49-57	USC			
2/16/83	H	W	65-59	12/22/36 A W 33-27				2/2/80	A	L	68-87	Series Record: WMU trails 1-2			
1/11/84	H	L	58-83	2/15/37 H L 46-57				1/17/81	A	L	66-77	Home: 1-0			
2/8/84	A	L	54-67	2/28/37 A L 45-56				2/14/81	H	W	73-71	Away: 0-2			
1/5/85	H	W	OT 84-79	2/19/40 A L 47-55				3/6/81	N	L	65-71+	11/21/03 H W 83-65			
2/2/85	A	L	54-62	3/4/40 H L 44-51				1/9/82	A	W	75-66	12/18/04 A L 74-81			
1/29/86	A	L	62-85	2/1/41 H W 41-28				2/6/82	H	W	75-72	12/16/05 A L 62-77			
2/26/86	H	L	75-81	1/22/44 A W 50-36				2/2/83	A	L	62-80	VCU			
1/24/87	A	W	87-80	2/19/44 H W 74-36				2/2/83	H	L	66-81	Series Record: WMU trails 0-1			
2/21/87	H	L	57-70	12/18/47 A L 49-68				1/25/84	H	L	55-69	Away: 0-1			
1/23/88	H	W	71-68	2/6/51 H L 61-63				2/22/84	A	L	61-95	12/4/08 A L 62-79			
2/20/88	A	L	87-95	2/28/51 A L 58-72				1/2/85	H	W	72-64				
1/14/89	A	W	91-90	2/5/52 A L 54-57				3/2/85	A	L	OT 89-95				
2/11/89	H	W	85-81	2/26/52 H W 70-59				1/11/86	A	L	65-85				
3/10/89	N	L	55-61+	1/24/53 H L 62-66				2/8/86	H	W	79-69				
1/6/90	H	W	81-72	3/2/53 A L 60-63				1/4/87	H	L	72-90				
2/3/90	A	L	66-67	12/15/54 H W 60-52				1/31/87	A	W	70-57				
1/30/91	A	L	58-72					2/3/88	A	W	88-76				
2/27/91	H	W	62-61					3/2/88	H	L	65-81				
1/29/92	H	W	84-75					1/25/89	H	L	61-68				



RESULTS VS. OPPONENTS

MAC WEST CHAMPS, AGAIN

For the second year in a row and the fourth time in the last six years, Western Michigan won the Mid-American Conference West Division. This season, WMU ended the season in a three-way tie for the title with Ball State and Central Michigan.

No MAC West team has been as consistently successful as the Broncos since the formation of divisions. In fact, this is the eighth year in a row that WMU has finished in the top three of the division, a school record for conference success.

ACADEMIC ALL-AMERICAN

The College Sports Information Directors of America (CoSIDA) announced that David Kool has been named to the ESPN the Magazine Academic All-America Men's Basketball Third Team.

He has a 3.38 grade point average majoring in physical education as he becomes the sixth Western Michigan men's basketball Academic All-American (Bill VanderWoude 1970 & 1971; John Sperla 1971; Jim Kurzen 1976; Sean Wightman 1991 & 1993; Joe Reitz 2007 & 2008). This is also the third season in a row that Western Michigan has produced an Academic All-America. That has only happened two other times in MAC history (Toledo 1976-78; Miami 1991-93). Kool is the only MAC representative on this season's team.

SECOND TEAM ALL-MAC

After being named First Team All-MAC as a sophomore, Kool improved his numbers as a junior, but was inexplicably voted Second Team All-MAC by conference coaches.

Kool led the MAC in scoring with 17.9 points per game to become only the eighth Bronco in school history to lead the MAC in scoring and the first since Booker James in 1987. He also finished second in the MAC in free throw shooting (.894), fifth in three-pointers per game (1.87) and 15th in steals (1.42).

In conference games, Kool led the MAC with 18.7 points per game and 96 free throws. He was second in free throw shooting (.932), 19th in rebounding (4.9), 13th in steals (1.44) and seventh in defensive rebounding (4.56).

WMU MAC SCORING LEADERS

Name	Year	Average
David Kool	2008-09	17.9
Booker James	1986-87	22.1
Kenny Cunningham	1979-80	24.2
Gene Ford	1968-69	25.8
Manny Newsome	1962-63	23.1
Joe Shaw	1950-51	14.5
Bob Adams	1949-50	16.5
Don Boven	1948-49	16.7

A NEW STREAK

Since missing his third free throw against Eastern Illinois (2/21), Kool made 37 consecutive free throws until missing his third of the game against Central Michigan (3/8). Kool's streak is tied for third all-time, behind his 41 in a row last season and 39 in a row spanning the end of 2006-07 and the beginning of 2007-08.

WELCOME TO THE CLUB

Kool joined prestigious company at WMU when he entered the 1,000-Point Club with 22 at VCU (12/4). He was the 34th player in school history to reach that milestone. He is currently seventh all-time with 1,408 points, 380 points from breaking the school record (Manny Newsome, 1,787 points, 1961-64).

What's even more impressive is the speed at which Kool reached this plateau. He tied Booker James (WMU's second leading scorer) as the fastest player to reach 1,000 career points since freshmen were made eligible for the 1972-73 season. It took James and Kool 69 games.

FASTEST PLAYERS 1,000 CAREER PTS (since 72-73)

PLAYER	SEASON REACHED 1,000	GAMES
David Kool	2008-09	69
Booker James	1985-86	69
Saddi Washington	1996-97	70
Jim Havrilla	1989-90	72
Joe Reitz	2006-07	79
Ben Reed	2003-04	81

KOOL IN THE CLUTCH

Kool is the leading free throw shooter in WMU history, converting .888 from the stripe. He was fifth in the country in free throw shooting as a freshman (.917), which was also the fourth-best mark in NCAA history for a freshman men's basketball player. He was sixth in the country, converting on .894 from the line, last season.

Kool is even better as the game comes to a close. He has converted 102-109 (.936) free throws in the final two minutes and overtime in his career, including 39-40 (.975) in 2008-09.

MICHIGAN MAC CHAMPIONS

WMU clinched the 2009 Michigan MAC Championship with a sweep of Eastern Michigan (2-0) and road win over Central Michigan. Since WMU was 3-1, and EMU and CMU each had two losses, WMU was the undisputed Michigan MAC Champion for the third time in four years of the award's existence.

WMU won the award outright in its first two years of existence in 2006 and 2007 and shared the award in 2008. Using the criteria in place for the award, WMU would have also won outright in 2004 and 2005.

BEST IN STATE

Entering this season, Western Michigan had the second most wins in the state (96), behind only Michigan State, since Hawkins took over for the start of the 2003-04 season. The Broncos are still third in total wins since the start of this season, including 12 more than the next closest mid-major, and second in winning percentage.

BEST RECORDS IN MICHIGAN (since 2003-04)

SCHOOL	RECORD	(WIN PCT)
Michigan State	147-59	(.714)
Western Michigan	106-84	(.558)
Michigan	111-89	(.555)
Oakland	95-95	(.500)
Detroit	73-110	(.399)
Eastern Michigan	67-114	(.370)
Central Michigan	59-120	(.330)

HOME, SWEET HOME

University Arena has produced quite the homecourt advantage for WMU since Hawkins became head coach. The Broncos are 62-17 at home in Hawkins' six years at the helm, including a 19-8 mark against non-conference opponents.

WMU is 42-9 in MAC home games, including undefeated home marks in 2003-04 and 2007-08.

MAC WEST PLAYERS OF THE WEEK

Kool was named MAC West Player of the Week (11/17) for the first week of the season. Kool led the Charleston Classic in scoring and was named to the five player All-Tournament Team after putting up 24.3 points, 4.3 rebounds, 4.0 assists and 1.3 steals per game. This is the fifth weekly award for Kool. He was named Co-Player of the Week (12/22) after scoring 19 points in a win over Iona.

Kool won his third of the season and seventh of his career (1/12) after going for 26 points, nine rebounds, three assists and two steals in a win at Central Michigan. He also earned his first career MAC Scholar Athlete of the Week award for that performance.

Kool was MAC Scholar Athlete of the Week again on Feb. 12 after posting 18.5 points, 5.0 rebounds, 2.0 assists and 1.5 steals per game against Bowling Green and Akron.

HAWK FLIES HIGH

It takes five seasons to be ranked in the MAC Coaching Record Book and after six seasons as head coach, Hawkins took his place among the best coaches in MAC history. Hawkins is 64-38 in MAC games for a .627 winning percentage, fifth all-time in the league.

He is 106-84 in all games for a .558 winning percentage that is 15th in MAC history.

He won his 100th career game at WMU at CMU (1/11) to become only the third Bronco head coach to reach that number, joining Buck Read (345 wins) and Bob Donewald (152).

PLAYING IT CLOSE

Despite a 10-21 record, Western Michigan was just 62 points, or 4.8 per loss less than 10 points, away from 23-8. The Broncos lost by nine vs. UNLV, eight to IUPUI, seven at Bowling Green and vs. Ohio in the MAC Tournament, six at Holy Cross and at Ball State, four to TCU, three to Hofstra (in overtime), Loyola, Buffalo and Central Michigan, two to Eastern Illinois and one at Toledo. The Broncos were only outscored by 86 points, or 2.8 per game, all season.

DEFENSE WINS

In 2008-09, the Broncos held 14 teams under 40 percent shooting in a game, including six straight from Dec. 30 to Jan. 24. Overall, WMU held teams to .417 overall and .338 from behind the arc.

With Hawkins at the helm, WMU is 48-10 when teams shoot 39.9 percent or less and 39-5 when they score 59 or fewer points.

In fact, WMU is 86-26 when teams score 69 or less. The Broncos held an opponent under 40 points for the first time since Jan. 29, 2005 (CMU, 39 points) when EMU only scored 38 points on Feb. 18.



WESTERN MICHIGAN 2008-09 SEASON STATISTICS

RECORD	OVERALL	HOME	AWAY	NEUTRAL
ALL GAMES	10-21	7-7	3-9	0-5
CONFERENCE	7-9	5-3	2-6	0-0
NON-CONFERENCE	3-12	2-4	1-3	0-5

REBOUNDS

##	Player	GP-GS	Min	Avg	FG	FGA	Pct	3FG	FGA	Pct	FT	FTA	Pct	Off	Def	Tot	Avg	PF	FO	A	TO	Blk	Stl	Pts	Avg
23	KOOL, David	31-30	1058	34.1	168	429	.392	58	195	.297	161	180	.894	15	112	127	4.1	72	2	62	84	0	44	555	17.9
34	GARY, Shawntes	31-31	801	25.8	106	247	.429	11	43	.256	95	129	.736	51	111	162	5.2	98	7	48	51	11	27	318	10.3
04	DREWS, Derek	31-20	773	24.9	86	227	.379	46	138	.333	27	36	.750	24	77	101	3.3	50	0	35	46	3	7	245	7.9
33	WHITFIELD, Flenard	31-23	620	20.0	66	141	.468	0	3	.000	40	69	.580	48	78	126	4.1	81	4	12	33	10	9	172	5.5
22	REDELL, Michael	31-21	873	28.2	43	113	.381	30	88	.341	38	63	.603	8	57	65	2.1	74	1	100	60	0	15	154	5.0
24	LAWSON, Donald	22-16	504	22.9	48	100	.480	0	0	.000	23	49	.469	45	76	121	5.5	82	7	11	35	21	10	119	5.4
12	RICKS, Andre	25-1	373	14.9	37	113	.327	25	79	.316	6	13	.462	12	15	27	1.1	17	0	9	13	1	5	105	4.2
03	McLEMORE, Martelle	28-6	398	14.2	35	94	.372	20	55	.364	12	21	.571	26	51	77	2.8	48	0	20	24	1	14	102	3.6
01	WARD, Demetrius	31-0	308	9.9	23	68	.338	4	24	.167	18	30	.600	15	37	52	1.7	30	0	22	23	0	17	68	2.2
20	LOWE, LaMarcus	28-6	343	12.3	15	50	.300	0	0	.000	25	38	.658	24	66	90	3.2	66	2	3	24	48	10	55	2.0
05	DOUGLAS, Mike	17-1	129	7.6	4	19	.211	4	9	.444	4	10	.400	0	11	11	0.6	10	0	14	8	0	8	16	0.9
32	CONTEH, Muhammed	12-0	58	4.8	2	8	.250	0	0	.000	3	7	.429	6	7	13	1.1	13	0	1	2	2	1	7	0.6
15	WOLF, Alex	5-0	11	2.2	1	3	.333	0	2	.000	0	0	.000	0	0	0	0.0	0	0	1	0	0	0	2	0.4
13	HAIRSTON, Juston	1-0	1	1.0	0	0	.000	0	0	.000	0	0	.000	0	0	0	0.0	0	0	0	1	0	0	0	0.0
TM	TEAM.....													55	34	89	2.9	1			8			0	
	Total.....	31			634	1612	.393	198	636	.311	452	645	.701	329	732	1061	34.2	642	23	338	412	97	167	1918	61.9
	Opponents.....	31			691	1656	.417	183	541	.338	439	648	.677	346	743	1089	35.1	606	11	380	376	86	187	2004	64.6

TEAM STATISTICS

TEAM STATISTICS	WMU	OPP	Date	Opponent	W/L	Score	Attend
SCORING	1918	2004	# 11/14/08	vs TCU	L	63-67	527
Points per game	61.9	64.6	# 11/15/08	vs Hofstra	LOT	68-71	1571
Scoring margin	-2.8	-	# 11/16/08	vs SIU Edwardsville	L	72-83	382
FIELD GOALS-ATT	634-1612	691-1656	11/18/08	DETROIT	W	71-58	2848
Field goal pct	.393	.417	11/22/08	LOYOLA	L	51-54	2816
3 POINT FG-ATT	198-636	183-541	11/25/08	at Sam Houston State	W	65-62	1262
3-point FG pct	.311	.338	11/29/08	IUPUI	L	68-76	2574
3-pt FG made per game	6.4	5.9	12/4/08	at VCU	L	62-79	4487
FREE THROWS-ATT	452-645	439-648	12/6/08	at Holy Cross	L	63-69	2291
Free throw pct	.701	.677	12/14/08	vs UNLV	L	61-70	6701
F-Throws made per game	14.6	14.2	12/18/08	IONA	W	68-55	2574
REBOUNDS	1061	1089	12/22/08	at Southern Illinois	L	46-64	5324
Rebounds per game	34.2	35.1	12/30/08	GREEN BAY	L	51-61	3306
Rebounding margin	-0.9	-	* 1/11/09	at Central Michigan	W	72-63	1741
ASSISTS	338	380	* 1/14/09	TOLEDO	W	70-52	2518
Assists per game	10.9	12.3	* 1/17/09	NORTHERN ILLINOIS	W	71-52	3128
TURNOVERS	412	376	* 1/20/09	at Ball State	L	44-50	3018
Turnovers per game	13.3	12.1	* 1/24/09	at Eastern Michigan	W	53-45	1663
Turnover margin	-1.2	-	* 1/27/09	BUFFALO	L	71-74	2832
Assist/turnover ratio	0.8	1.0	* 1/31/09	KENT STATE	L	47-65	3234
STEALS	167	187	* 2/4/09	at Bowling Green	L	61-68	1865
Steals per game	5.4	6.0	* 2/8/09	at Akron	L	63-87	2504
BLOCKS	97	86	* 2/11/09	OHIO	W	76-62	2758
Blocks per game	3.1	2.8	* 2/14/09	at Miami	L	46-64	3986
ATTENDANCE	41434	51389	* 2/18/09	EASTERN MICHIGAN	W	46-38	3122
Home games-Avg/Game	14-2960	12-3048	* 2/21/09	EASTERN ILLINOIS	L	57-59	2894
Neutral site-Avg/Game	-	5-2964	* 2/25/09	at Northern Illinois	L	63-78	1394
			* 2/28/09	at Toledo	L	62-63	7036
			* 3/4/09	BALL STATE	WOT	84-82	2616
			* 3/8/09	CENTRAL MICHIGAN	L	68-71	4214
			3/10/09	vs Ohio	L	55-62	5637

= Charleston Classic (Charleston, S.C.)

% - O'Reilly ESPN BracketBusters

+ - Mid-American Conference Tournament (Cleveland, Ohio)

* - Mid-American Conference game

SCORE BY PERIODS:

	1st	2nd	OT	Total
Western Michigan	867	1029	22	1918
Opponents	844	1137	23	2004

2008-09 OVERALL STATS



WESTERN MICHIGAN 2009 MID-AMERICAN CONFERENCE STATISTICS

##	Player	GP-GS	Min	Avg	RECORD			OVERALL			HOME			AWAY			NEUTRAL			Pts	Avg				
					CONFERENCE	W	L	7-9	W	L	5-3	W	L	2-6	W	L	0-0								
REBOUNDS																									
					FG	FGA	Pct	3FG	FGA	Pct	FT	FTA	Pct	Off	Def	Tot	Avg	PF	FO	A	TO	Blk	Stl		
23	KOOL, David	16-15	548	34.2	89	215	.414	25	87	.287	96	103	.932	7	73	80	5.0	34	1	28	46	0	23	299	18.7
34	GARY, Shawntes	16-16	383	23.9	51	121	.421	8	23	.348	40	57	.702	25	45	70	4.4	54	5	18	20	4	11	150	9.4
04	DREWS, Derek	16-13	413	25.8	47	121	.388	26	71	.366	14	19	.737	9	35	44	2.8	21	0	17	24	0	5	134	8.4
22	REDELL, Michael	16-13	466	29.1	24	62	.387	16	46	.348	20	34	.588	5	35	40	2.5	34	0	55	27	0	9	84	5.3
33	WHITFIELD, Flenard	16-14	335	20.9	34	67	.507	0	0	.000	16	30	.533	14	46	60	3.8	44	2	6	23	7	6	84	5.3
12	RICKS, Andre	16-1	261	16.3	27	74	.365	22	53	.415	6	13	.462	5	12	17	1.1	10	0	6	8	1	5	82	5.1
01	WARD, Demetrius	16-0	203	12.7	18	49	.367	3	13	.231	16	21	.762	9	24	33	2.1	18	0	13	13	0	13	55	3.4
20	LOWE, LaMarcus	16-5	233	14.6	13	33	.394	0	0	.000	15	26	.577	20	45	65	4.1	46	2	2	18	37	6	41	2.6
03	McLEMORE, Martelle	14-0	163	11.6	13	42	.310	6	24	.250	6	12	.500	13	17	30	2.1	19	0	10	7	0	7	38	2.7
24	LAWSON, Donald	7-3	142	20.3	8	22	.364	0	0	.000	7	13	.538	15	16	31	4.4	27	3	3	6	9	4	23	3.3
32	CONTEH, Muhammed	7-0	37	5.3	1	5	.200	0	0	.000	2	4	.500	6	6	12	1.7	8	0	0	2	1	1	4	0.6
05	DOUGLAS, Mike	5-0	33	6.6	1	6	.167	1	3	.333	0	0	.000	0	2	2	0.4	1	0	2	3	0	3	3	0.6
15	WOLF, Alex	3-0	8	2.7	0	1	.000	0	1	.000	0	0	.000	0	0	0	0.0	0	0	1	0	0	0	0	0.0
TM	TEAM.....													28	10	38	2.4	0			1			0	
	Total.....	16			326	818	.399	107	321	.333	238	332	.717	156	366	522	32.6	316	13	161	198	59	93	997	62.3
	Opponents.....	16			361	864	.418	99	275	.360	193	294	.656	186	386	572	35.8	311	4	187	200	50	91	1014	63.4

2008-09 MID-AMERICAN CONFERENCE AWARDS

MAC PLAYER OF THE YEAR

Michael Bramos, Miami

MAC FRESHMAN OF THE YEAR

Jarrold Jones, Ball State

MAC SIXTH MAN OF THE YEAR

Brett McKnight, Akron

MAC DEFENSIVE PLAYER OF THE YEAR

Nate Linhart, Akron

MAC COACH OF THE YEAR

Louis Orr, Bowling Green

ALL-MAC FIRST TEAM

Michael Bramos, Miami, G/F, Sr.
 Al Fisher, Kent State, G, Sr.
 Nate Miller, Bowling Green, F, Sr.
 Rodney Pierce, Buffalo, G, Jr.
 Jerome Tillman, Ohio, F, Sr.

ALL-MAC SECOND TEAM

Darion Anderson, Northern Illinois, G, So.
 Brandon Bowdry, Eastern Michigan, F, So.
 Brett McKnight, Akron, F, So.
 Tyrone Kent, Toledo, G, Sr.
David Kool, Western Michigan, G, Jr.

HONORABLE MENTION

Mike Allen, Ohio, G, Sr.
 Tyler Dierkers, Miami, C/F, Sr.
 Greg Gamble, Buffalo, G/F, Sr.
 Jarrod Jones, Ball State, F, Fr.
 Brandon Lampley, Ball State, G, Sr.
 Nate Linhart, Akron, F, Sr.
 Chris McKnight, Akron, F, Jr.
 Brian Moten, Bowling Green, G, Sr.
 Chris Singletary, Kent State, G/F, Jr.
 Marcus Van, Central Michigan, F/C, Sr.

MAC ALL-FRESHMAN TEAM

Humpty Hitchens, Akron, G
 Jarrod Jones, Ball State, F
 Mike DiNunno, Northern Illinois, G
 Steven Coleman, Ohio, G
Flenard Whitfield, Western Michigan, F

ACADEMIC ALL-MAC TEAM

Joe Jakubowski, Bowling Green, So.
 Marc Larson, Bowling Green, Jr.
 Vadim Fedotov, Buffalo, Sr.
Derek Drews, Western Michigan, Sr.
David Kool, Western Michigan, Jr.

MAC ALL-TOURNAMENT TEAM

Nate Linhart, Akron (MVP)
 Brett McKnight, Akron
 Steve McNeese, Akron
 Max Boudreau, Buffalo
 Nate Miller, Bowling Green



2008-09 MID-AMERICAN CONFERENCE STANDINGS

EAST DIVISION	MAC			OVERALL		
	W	L	Pct.	W	L	Pct.
Bowling Green	11	5	.688	19	14	.576
Buffalo	11	5	.688	21	12	.636
Miami	10	6	.625	17	13	.567
Akron	10	6	.625	23	13	.639
Kent State	10	6	.625	19	15	.559
Ohio	7	9	.438	15	17	.469

WEST DIVISION	MAC			OVERALL		
	W	L	Pct.	W	L	Pct.
Western Michigan	7	9	.438	10	21	.323
Ball State	7	9	.438	14	17	.452
Central Michigan	7	9	.438	12	19	.387
Eastern Michigan	6	10	.375	8	24	.250
Northern Illinois	5	11	.313	10	20	.333
Toledo	5	11	.313	7	25	.219

2009 MAC Tournament Results • Cleveland, Ohio

First Round • March 10

No. 7 Central Michigan 62, No. 10 Eastern Michigan 49
 No. 6 Kent State 64, No. 11 Northern Illinois 61
 No. 9 Ohio 62, No. 8 Western Michigan 55
 No. 5 Akron 93, No. 12 Toledo 92 OT

Quarterfinals • March 12

No. 2 Ball State 64, No. 7 Central Michigan 61 OT
 No. 3 Buffalo 65, No. 6 Kent State 62
 No. 1 Bowling Green 74, No. 9 Ohio 61
 No. 5 Akron 73, No. 4 Miami 63

Semifinals • March 13

No. 3 Buffalo 64, No. 2 Ball State 52
 No. 5 Akron 63, No. 1 Bowling Green 55

Championship • March 14

No. 5 Akron 65, No. 3 Buffalo 53

2009 Postseason Results

CollegeInsider.com Postseason Invitational • March 17

Oakland 80, Kent State 74

College Basketball Invitational • March 19

Wichita State 84, Buffalo 73

Postseason NIT • March 19

Creighton 73, Bowling Green 71

NCAA Tournament • March 20

Gonzaga 77, Akron 64

Official Basketball Box Score -- Game Totals -- Final Statistics
TCU vs Western Michigan
 11/14/08 12:30 pm at Carolina First Arena

TCU 67 - 1-0

#	Player	Total			3-Ptr			Rebounds			PF	TP	A	TO	Blk	Stl	Min
		FG-FGA	FG-FGA	FT-FTA	FG-FGA	FG-FGA	FT-FTA	Off	Def	Tot							
13	RUZGAS, Edvinas	f	6-8	4-6	1-1	0-1	0	3	3	16	2	1	0	0	0	37	
32	LANGFORD, Kevin	f	4-6	1-1	1-4	1	3	4	4	10	1	1	0	0	23		
01	BULJAN, Zvonko	c	5-11	0-2	1-3	0	4	4	3	11	4	3	0	1	30		
03	EBIE, Jason	g	3-6	0-0	3-5	1	1	2	1	9	3	0	0	1	35		
05	MOSS, Ronnie	g	3-9	1-3	4-7	0	2	2	4	11	4	1	0	0	24		
12	LANCON, Logan	g	0-0	0-0	0-0	0	0	0	0	0	0	0	0	0	3		
22	MITCHEM, Keion	g	0-1	0-1	0-0	0	0	0	1	0	0	0	0	0	10		
23	ROSE, Kavon	g	2-5	1-4	0-0	0	3	3	0	5	0	1	0	0	11		
24	BUTLER, Kevin	g	1-2	0-0	0-0	0	1	1	3	2	0	1	1	2	13		
42	ORTIZ, John	g	1-3	0-0	1-3	3	1	4	2	3	0	1	0	1	14		
Team						3			4			7			1		
Totals			25-51	7-17	10-23	8	22	30	21	67	14	10	1	5	200		
FG % 1st Half:		11-23	47.8%	2nd half:		14-28	50.0%	Game:		25-51	49.0%	Deadball					
3FG % 1st Half:		4-8	50.0%	2nd half:		3-9	33.3%	Game:		7-17	41.2%	Rebounds		4			
FT % 1st Half:		1-3	33.3%	2nd half:		9-20	45.0%	Game:		10-23	43.5%						

Western Michigan 63 - 0-1

#	Player	Total			3-Ptr			Rebounds			PF	TP	A	TO	Blk	Stl	Min
		FG-FGA	FG-FGA	FT-FTA	FG-FGA	FG-FGA	FT-FTA	Off	Def	Tot							
04	DREWS, Derek	f	2-5	1-3	1-2	1	10	11	1	6	0	1	0	0	23		
24	LAWSON, Donald	c	6-10	0-0	1-3	3	1	4	3	13	0	2	2	0	30		
22	REDELL, Michael	g	0-2	0-2	2-4	0	0	0	4	2	1	2	0	1	28		
23	KOOL, David	g	9-16	1-6	3-4	1	2	3	3	22	5	3	0	2	36		
34	GARY, Shawntes	g	6-14	0-4	3-5	3	5	8	5	15	2	3	0	1	32		
01	WARD, Demetrius	g	0-0	0-0	0-0	2	0	2	0	0	0	1	0	0	3		
03	McLEMORE, Martelle	g	0-1	0-1	0-0	0	2	2	0	0	0	0	0	0	18		
05	DOUGLAS, Mike	g	0-0	0-0	0-0	0	0	0	0	0	0	0	0	0	3		
12	RICKS, Andre	g	0-1	0-1	0-0	1	0	1	1	0	0	1	0	0	3		
20	LOWE, LaMarcus	g	0-2	0-0	2-2	0	2	2	2	0	0	0	0	0	7		
33	WHITFIELD, Flenard	g	1-4	0-1	1-1	1	2	3	3	0	0	0	1	1	17		
Team						2			5			1			3		
Totals			24-55	2-18	13-21	14	27	41	24	63	8	14	2	5	200		
FG % 1st Half:		12-23	52.2%	2nd half:		12-32	37.5%	Game:		24-55	43.6%	Deadball					
3FG % 1st Half:		0-7	0.0%	2nd half:		2-11	18.2%	Game:		2-18	11.1%	Rebounds		3			
FT % 1st Half:		6-9	66.7%	2nd half:		7-12	58.3%	Game:		13-21	61.9%						

Officials: Mike Wood, Steve Pyatt, Kevin Mathis
 Technical fouls: TCU-None, Western Michigan-None.
 Attendance:
 Game One of the 2008 Charleston Classic

Score by periods	1st	2nd	Total
TCU	27	40	67
Western Michigan	30	33	63

Last FG - TCU 2nd-00:54, WMICH 2nd-00:01.
 Largest lead - TCU by 8 2nd-00:26, WMICH by 8 1st-03:14.

Score tied - 5 times.
 Lead changed - 5 times.

Official Basketball Box Score -- Game Totals -- Final Statistics
Western Michigan vs Hofstra
 11/15/08 5:30 pm at Carolina First Arena

Western Michigan 68 - 0-2

#	Player	Total			3-Ptr			Rebounds			PF	TP	A	TO	Blk	Stl	Min
		FG-FGA	FG-FGA	FT-FTA	FG-FGA	FG-FGA	FT-FTA	Off	Def	Tot							
04	DREWS, Derek	f	3-10	1-6	0-0	1	1	2	2	7	0	1	1	0	24		
24	LAWSON, Donald	c	0-4	0-0	0-1	2	3	5	0	2	0	2	0	0	29		
22	REDELL, Michael	g	2-4	1-2	0-0	0	3	3	4	5	2	0	0	0	27		
23	KOOL, David	g	10-23	1-6	3-7	1	4	5	4	24	1	4	0	0	39		
34	GARY, Shawntes	g	4-8	0-1	6-11	2	10	12	4	14	0	2	1	1	27		
01	WARD, Demetrius	g	0-0	0-0	0-0	1	1	2	1	0	1	0	0	0	7		
03	McLEMORE, Martelle	g	0-0	0-0	0-0	1	1	2	2	0	0	0	0	0	8		
05	DOUGLAS, Mike	g	0-1	0-0	2-4	0	3	3	4	2	1	0	0	1	15		
12	RICKS, Andre	g	1-6	1-4	0-0	1	2	3	0	3	1	2	0	0	12		
20	LOWE, LaMarcus	g	0-2	0-0	0-0	0	1	1	2	0	0	0	1	1	10		
33	WHITFIELD, Flenard	g	2-5	0-0	9-13	3	4	7	4	13	0	0	0	0	27		
Team						3			4			7			225		
Totals			22-63	4-19	20-36	15	37	52	32	68	8	9	5	3	225		
FG % 1st Half:		10-31	32.3%	2nd half:		9-24	37.5%	OT:		3-8	37.5%	Game:		22-63	34.9%		
3FG % 1st Half:		2-11	18.2%	2nd half:		2-7	28.6%	OT:		0-1	0.0%	Game:		4-19	21.1%		
FT % 1st Half:		9-16	56.3%	2nd half:		8-14	57.1%	OT:		3-6	50.0%	Game:		20-36	55.6%		

Hofstra 71 - 1-1

#	Player	Total			3-Ptr			Rebounds			PF	TP	A	TO	Blk	Stl	Min
		FG-FGA	FG-FGA	FT-FTA	FG-FGA	FG-FGA	FT-FTA	Off	Def	Tot							
15	Urbutis, Arminas	f	2-3	0-0	3-4	6	10	16	4	7	1	1	0	0	33		
50	Johnson, Dane	f	3-7	0-0	8-12	3	9	12	4	14	1	3	2	0	31		
05	Dennison, Tony	g	5-18	3-8	5-7	2	1	3	3	18	0	2	2	2	42		
22	Jenkins, Charles	g	6-17	0-3	7-7	0	6	6	4	19	2	1	0	1	26		
23	Vines, Cornelius	g	2-18	0-8	5-9	1	4	5	9	3	2	0	0	0	40		
01	Lester, Nathaniel	g	0-1	0-0	0-1	0	1	1	0	0	0	0	0	1	3		
03	Sestokas, Zygis	g	0-1	0-1	0-0	1	1	2	0	0	0	0	0	0	24		
21	Townes, Darren	g	2-4	0-0	0-1	5	2	7	5	4	0	1	0	0	15		
32	Washington, Greg	g	0-1	0-0	0-0	2	0	2	3	0	0	0	0	0	8		
45	Davis-Sabb, Mike	g	0-0	0-0	0-0	0	0	0	0	0	0	0	0	0	3		
Team						5			2			7			225		
Totals			20-70	3-20	28-41	24	36	60	30	71	7	10	5	3	225		
FG % 1st Half:		4-27	14.8%	2nd half:		13-35	37.1%	OT:		3-8	37.5%	Game:		20-70	28.6%		
3FG % 1st Half:		1-11	9.1%	2nd half:		2-7	28.6%	OT:		0-2	0.0%	Game:		3-20	15.0%		
FT % 1st Half:		17-22	77.3%	2nd half:		5-11	45.5%	OT:		6-8	75.0%	Game:		28-41	68.3%		

Officials: Duke Edsall, Kevin Mathis, Mike Thibodeaux
 Technical fouls: Western Michigan-None, Hofstra-None.
 Attendance:
 Game Seven of the 2008 Charleston Classic

Score by periods	1st	2nd	OT	Total
Western Michigan	31	28	9	68
Hofstra	26	33	12	71

Last FG - WMU OT-00:10, HOFSTRA OT-01:30.
 Largest lead - WMU by 11 1st-07:03, HOFSTRA by 4 2nd-10:31.

Score tied - 7 times.
 Lead changed - 11 times.

Official Basketball Box Score -- Game Totals -- Final Statistics
Western Michigan vs SIU Edwardsville
 11/16/08 10:30 a.m. at Carolina First Arena

Western Michigan 72 - 0-3

#	Player	Total			3-Ptr			Rebounds			PF	TP	A	TO	Blk	Stl	Min
		FG-FGA	FG-FGA	FT-FTA	FG-FGA	FG-FGA	FT-FTA	Off	Def	Tot							
04	DREWS, Derek	f	0-3	0-2	0-0	0	2	2	4	0	0	1	0	0	16		
33	WHITFIELD, Flenard	f	4-12	0-1	5-12	2	12	14	13	0	0	0	0	1	35		
05	DOUGLAS, Mike	g	1-4	1-2	0-0	0	1	1	0	3	1	0	0	1	14		
23	KOOL, David	g	7-17	4-10	9-9	0	5	5	2	27	6	4	0	2	36		
34	GARY, Shawntes	g	1-5	1-1	1-2	0	2	2	4	4	0	3	0	1	19		
01	WARD, Demetrius	g	0-0	0-0	0-0	0	0	0	0	0	0	1	0	0	1		
03	McLEMORE, Martelle	g	4-8	3-4	0-0	1	1	2	1	11	1	3	0	1	25		
12	RICKS, Andre	g	0-2	0-1	0-0	0	0	0	0	0	0	0	0	0	12		
20	LOWE, LaMarcus	g	1-1	0-0	0-0	0	0	0	0	2	0	1	1	1	5		
22	REDELL, Michael	g	1-2	1-2	0-1	0	0	0	1	3	1	0	0	0	17		
24	LAWSON, Donald	g	4-5	0-0	1-1	4	6	10	3	9	1	0	1	0	20		
Team						0			0			0			200		
Totals			23-59	10-23	16-25	12	22	34	19	72	10	13	2	7	200		
FG % 1st Half:		12-30	40.0%	2nd half:		11-29	37.9%	Game:		23-59	39.0%	Deadball					
3FG % 1st Half:		5															

Official Basketball Box Score -- Game Totals -- Final Statistics
Loyola vs Western Michigan
11/22/08 2 p.m. at Kalamazoo, Mich. (University Arena)

Loyola 54 • 2-2

##	Player	Total			3-Ptr			Rebounds			PF	TP	A	TO	Blk	Stl	Min
		FG-FGA	FG-FGA	FT-FTA	FG-FGA	FG-FGA	FT-FTA	Off	Def	Tot							
32	POLKA, Andy	f	1-5	1-1	4-8	4	6	10	2	7	2	0	0	0	0	30	
33	FORMAN, Ross	f	1-5	1-2	0-0	2	2	4	3	3	0	1	2	0	35		
55	WILLIAMS, Darrin	f	3-6	0-0	0-0	1	6	7	5	6	1	1	2	0	20		
24	CERASOLI, Justin	g	3-9	0-2	2-2	0	3	3	0	8	1	1	0	0	26		
25	BLOUNT, J.R.	g	8-16	0-2	1-2	1	5	6	3	17	5	4	0	1	35		
02	HICKS, Jordan	g	2-3	1-2	0-0	0	0	0	2	5	1	1	0	1	9		
04	GIBLER, Walt	g	1-5	0-0	2-2	4	0	4	2	4	0	0	0	1	17		
10	STANLEY, Courtney	g	0-0	0-0	0-0	0	1	1	0	0	0	0	2	3			
22	THOMAS, Marcus	g	1-7	1-5	1-3	2	0	2	0	4	0	0	0	0	16		
44	BENKOSKE, John	g	0-0	0-0	0-0	0	0	0	3	0	0	0	0	0	9		
Team						0	1	1									
Totals			20-56	4-14	10-17	14	24	38	20	54	10	9	4	5	200		

FG % 1st Half:	10-30	33.3%	2nd half:	10-26	38.5%	Game:	20-56	35.7%	Deadball Rebounds:	4.2
3FG % 1st Half:	2-10	20.0%	2nd half:	2-4	50.0%	Game:	4-14	28.6%		
FT % 1st Half:	3-4	75.0%	2nd half:	7-13	53.8%	Game:	10-17	58.8%		

Western Michigan 51 • 1-4

##	Player	Total			3-Ptr			Rebounds			PF	TP	A	TO	Blk	Stl	Min
		FG-FGA	FG-FGA	FT-FTA	FG-FGA	FG-FGA	FT-FTA	Off	Def	Tot							
04	DREWS, Derek	f	3-7	2-5	0-0	0	2	2	0	8	1	0	0	0	21		
24	LAWSON, Donald	c	1-6	0-0	2-4	2	6	8	5	4	0	0	0	0	18		
22	REDELL, Michael	q	1-2	1-2	2-2	1	0	1	2	5	3	0	0	0	30		
23	KOOL, David	g	5-19	1-7	5-5	0	1	1	1	16	2	2	0	0	35		
34	GARY, Shawntes	g	3-7	0-1	6-6	1	3	4	3	12	1	2	0	1	29		
01	WARD, Demetrius	g	0-0	0-0	0-1	0	1	1	0	0	0	0	0	0	5		
03	McLEMORE, Martelle	g	0-3	0-2	0-0	1	1	2	2	0	1	2	0	0	15		
05	DOUGLAS, Mike	g	0-1	0-0	0-0	0	1	1	1	0	0	3	0	1	9		
20	LOWE, LaMarcus	g	0-1	0-0	2-2	0	3	3	0	2	0	0	0	0	8		
32	CONTEH, Muhammed	g	0-0	0-0	0-0	0	0	0	1	0	1	0	0	0	5		
33	WHITFIELD, Flenard	g	2-5	0-0	0-0	4	2	6	1	4	1	2	0	0	25		
Team						2	2	4									
Totals			15-51	4-17	17-20	11	22	33	16	51	10	12	0	2	200		

FG % 1st Half:	7-29	24.1%	2nd half:	8-22	36.4%	Game:	15-51	29.4%	Deadball Rebounds:	2.3
3FG % 1st Half:	2-9	22.2%	2nd half:	2-8	25.0%	Game:	4-17	23.5%		
FT % 1st Half:	4-4	100.0%	2nd half:	13-16	81.3%	Game:	17-20	85.0%		

Officials: Tom O'Neill, Glenn Mayborg, Dan Nowakowski
 Technical fouls: Loyola-None. Western Michigan-None.
 Attendance: 2816
 LUC #55 fouls out at 5:12
 WMU #24 fouls out at :24:0

Score by periods	1st	2nd	Total
Loyola	25	29	54
Western Michigan	20	31	51

Last FG - LUC 2nd-00:32, WMU 2nd-03:26.
 Largest lead - LUC by 9 1st-03:23, WMU by 1 1st-17:41.

Score tied - 2 times.
 Lead changed - 6 times.

Official Basketball Box Score -- Game Totals -- Final Statistics
Western Michigan vs Sam Houston State
11/25/08 7 p.m. at Huntsville, TX (Johnson Coliseum)

Western Michigan 65 • 2-4

##	Player	Total			3-Ptr			Rebounds			PF	TP	A	TO	Blk	Stl	Min
		FG-FGA	FG-FGA	FT-FTA	FG-FGA	FG-FGA	FT-FTA	Off	Def	Tot							
04	DREWS, Derek	*	4-10	3-8	2-3	2	4	6	3	13	3	5	0	0	32		
22	REDELL, Michael	*	2-2	2-2	0-1	0	0	0	2	6	7	2	0	0	32		
23	KOOL, David	*	2-12	1-6	2-2	1	1	2	5	7	3	2	0	0	24		
24	LAWSON, Donald	*	2-5	0-0	0-0	1	6	7	3	4	0	2	0	0	29		
34	GARY, Shawntes	*	8-10	0-0	0-0	2	5	7	2	16	2	2	0	0	29		
01	WARD, Demetrius	*	2-4	0-1	0-0	1	0	1	0	4	0	1	0	0	6		
03	McLEMORE, Martelle	*	4-5	3-3	0-0	1	5	6	1	11	2	2	0	1	21		
05	DOUGLAS, Mike	*	0-1	0-0	0-0	0	1	1	0	0	2	0	0	0	6		
20	LOWE, LaMarcus	*	0-1	0-0	0-0	0	1	1	0	2	0	1	0	0	14		
33	WHITFIELD, Flenard	*	2-2	0-0	0-0	1	0	1	2	4	4	0	1	0	7		
Team						0	2	2									
Totals			26-52	9-20	4-6	10	29	39	22	65	20	17	2	1	200		

FG % 1st Half:	15-29	51.7%	2nd half:	11-23	47.8%	Game:	26-52	50.0%	Deadball Rebounds:	0
3FG % 1st Half:	6-12	50.0%	2nd half:	3-8	37.5%	Game:	9-20	45.0%		
FT % 1st Half:	1-1	100.0%	2nd half:	3-5	60.0%	Game:	4-6	66.7%		

Sam Houston State 62 • 1-3

##	Player	Total			3-Ptr			Rebounds			PF	TP	A	TO	Blk	Stl	Min
		FG-FGA	FG-FGA	FT-FTA	FG-FGA	FG-FGA	FT-FTA	Off	Def	Tot							
01	Mitchell, Ashton	*	4-13	3-8	7-8	0	1	1	2	18	7	1	0	0	32		
04	Ramirez, DeLuis	*	6-9	0-0	3-6	4	3	7	4	15	1	0	0	0	35		
10	Allmond, Corey	*	1-5	0-3	5-5	1	0	1	0	7	2	0	0	0	31		
15	Brown, Preston	*	1-9	0-2	0-0	1	5	6	1	2	1	0	0	1	30		
42	Falkner, Barkley	*	3-6	0-0	1-2	2	5	7	4	7	3	1	1	0	30		
05	Murray, Drae	*	0-3	0-1	0-0	0	0	0	0	0	0	0	0	0	8		
21	Peevhorse, Lance	*	4-8	1-5	0-0	0	1	1	2	9	1	0	0	3	18		
24	Zulu, Arthur	*	0-0	0-0	0-0	0	0	0	0	0	0	0	0	0	3		
25	Boote, Antuan	*	0-0	0-0	0-0	0	0	0	0	0	0	0	0	0	3		
32	Thompson, Kendrell	*	0-0	0-0	0-0	0	0	0	0	0	0	1	0	0	3		
44	Kvedys, Domas	*	0-1	0-1	4-4	1	1	2	0	4	1	1	1	0	7		
Team						0	2	2									
Totals			19-54	4-20	20-25	9	18	27	13	62	16	4	2	6	200		

FG % 1st Half:	9-29	31.0%	2nd half:	10-25	40.0%	Game:	19-54	35.2%	Deadball Rebounds:	2
3FG % 1st Half:	0-8	0.0%	2nd half:	4-12	33.3%	Game:	4-20	20.0%		
FT % 1st Half:	9-11	81.8%	2nd half:	11-14	78.6%	Game:	20-25	80.0%		

Officials: Dennis Howard, Troy Raymond, A J Louderback
 Technical fouls: Western Michigan-None. Sam Houston State-None.
 Attendance: 1262

Score by periods	1st	2nd	Total
Western Michigan	37	28	65
Sam Houston State	27	35	62

Points	In	Off	2nd	Fast	Bench
Paint	Paint	T/O	Chance	Break	
WMU	26	3	8	2	19
SHSU	26	19	9	6	13

Last FG - WMU 2nd-00:08, SHSU 2nd-02:42.
 Largest lead - WMU by 15 1st-03:05, SHSU by 4 1st-15:54.

Score tied - 4 times.
 Lead changed - 2 times.

Official Basketball Box Score -- Game Totals -- Final Statistics
IUPUI vs Western Michigan
11/29/08 2 p.m. at Kalamazoo, Mich. (University Arena)

IUPUI 76 • 4-2

##	Player	Total			3-Ptr			Rebounds			PF	TP	A	TO	Blk	Stl	Min
		FG-FGA	FG-FGA	FT-FTA	FG-FGA	FG-FGA	FT-FTA	Off	Def	Tot							
05	YOUNG, Alex	f	4-8	0-3	3-4	1	3	4	1	11	0	2	1	2	24		
23	GLENN, Robert	f	3-3	0-0	0-0	0	0	0	5	6	1	0	0	0	14		
54	PETTIFORD, Billy	f	3-8	0-1	2-2	3	3	6	5	8	4	3	0	1	28		
01	NOBLES, Leroy	g	5-10	4-6	1-3	0	6	6	1	15	1	2	0	0	34		
24	PATTERSON, Gary	g	6-11	3-6	1-3	0	1	1	1	16	8	3	0	0	38		
20	AVERY, Jon	g	6-7	0-0	2-3	3	6	9	4	14	1	3	1	0	32		
42	ASHWORTH, John	g	1-4	0-1	4-4	1	3	4	1	6	3	2	0	1	26		
55	SIKAM, Christian	g	0-0	0-0	0-0	0	1	1	0	0	0	1	0	0	4		
Team						1	1	2									
Totals			28-51	7-17	13-19	9	24	33	18	76	17	17	2	4	200		

FG % 1st Half:	12-29	41.4%	2nd half:	16-22	72.7%	Game:	28-51	54.9%	Deadball Rebounds:	1.3
3FG % 1st Half:	1-11	9.1%	2nd half:	6-6	100.0%	Game:	7-17	41.2%		
FT % 1st Half:	3-4	75.0%	2nd half:	10						

Official Basketball Box Score -- Game Totals -- Final Statistics
Western Michigan vs Holy Cross
12/06/08 12:30 p.m. at Hart Center, Worcester, Mass.

Western Michigan 63 • 2-7

#	Player	Total			3-Ptr			Rebounds			PF	TP	A	TO	Blk	Stl	Min
		FG	FGA	FT	FTA	Off	Def	Total	FG	FGA							
03	McLEMORE, Martelle	f	2-5	2-4	1-2	1	6	7	3	7	2	2	0	1	23		
33	WHITFIELD, Flenard	f	3-7	0-0	0-0	2	0	2	2	6	0	1	0	0	22		
24	LAWSON, Donald	c	2-3	0-0	2-4	1	1	2	4	6	1	3	0	1	17		
23	KOOL, David	g	5-10	4-8	4-6	0	3	3	2	18	1	3	0	3	38		
34	GARY, Shawntes	g	0-7	0-2	6-6	1	3	4	5	6	1	2	1	2	27		
01	WARD, Demetrius	g	0-0	0-0	1-2	0	1	1	1	1	3	1	0	0	7		
04	DREWS, Derek	g	3-6	1-2	0-0	1	3	4	1	7	2	3	0	0	27		
05	DOUGLAS, Mike	g	1-1	1-1	0-2	0	1	1	1	3	1	0	0	0	9		
20	LOWE, LaMarcus	g	0-2	0-0	3-4	1	1	2	0	3	0	0	0	0	7		
22	REDELL, Michael	g	2-4	2-3	0-1	0	2	2	4	6	1	2	0	0	23		
Team						2			4			1					
Totals			18-45	10-20	17-27	9	23	32	23	63	12	17	1	7	200		
FG % 1st Half:		9-22	40.9%	2nd half:	9-23	39.1%	Game:	18-45	40.0%								Deadball
3FG % 1st Half:		8-12	66.7%	2nd half:	2-8	25.0%	Game:	10-20	50.0%								Rebounds
FT % 1st Half:		4-8	50.0%	2nd half:	13-19	68.4%	Game:	17-27	63.0%								5

Holy Cross 69 • 3-6

#	Player	Total			3-Ptr			Rebounds			PF	TP	A	TO	Blk	Stl	Min
		FG	FGA	FT	FTA	Off	Def	Total	FG	FGA							
33	Colin Cunningham	f	2-3	1-1	7-8	0	2	2	1	12	0	3	1	2	25		
45	Eric Meister	f	3-7	0-0	4-7	3	4	7	2	10	2	2	0	1	34		
46	Greg McCarthy	c	1-6	0-1	1-3	2	2	4	4	3	1	1	1	0	28		
10	R.J. Evans	g	7-12	1-3	2-4	0	6	6	2	17	1	1	1	2	31		
22	Andrew Beinert	g	2-8	0-1	2-2	0	2	2	2	6	5	2	0	5	32		
02	Devin Brown	g	3-7	2-5	1-2	0	0	0	2	9	1	1	0	0	19		
03	Lawrence Dixon	g	0-0	0-0	0-0	0	0	0	0	0	0	0	0	0	2		
12	Adam May	g	1-3	1-2	0-0	0	2	2	3	2	0	0	0	0	11		
34	Andrew Keister	g	4-7	0-0	1-2	5	3	8	3	9	1	1	1	0	17		
42	Josh Jones	g	0-0	0-0	0-0	0	0	0	0	0	0	0	0	0	1		
Team						0			2			2					
Totals			23-53	5-13	18-28	10	23	33	18	69	13	11	4	10	200		
FG % 1st Half:		10-25	40.0%	2nd half:	13-28	46.4%	Game:	23-53	43.4%								Deadball
3FG % 1st Half:		4-6	66.7%	2nd half:	1-7	14.3%	Game:	5-13	38.5%								Rebounds
FT % 1st Half:		3-9	33.3%	2nd half:	15-19	78.9%	Game:	18-28	64.3%								7

Officials: Mark Shea, Mike Alvaro, Terry Murphy
Technical fouls: Western Michigan-None. Holy Cross-None.
Attendance: 2291

Score by period	1st	2nd	Total
Western Michigan	30	33	63
Holy Cross	27	42	69

Last FG - WMU 2nd-00:07, HC 2nd-02:08.
Largest lead - WMU by 6 1st-02:03, HC by 9 2nd-00:44.

Points	In	Off	2nd	Fast	Bench
WMU	Paint	T/O	Chance	Break	
32	12	11	14	4	20
HC	32	16	14	4	21

Score tied - 3 times.
Lead changed - 10 times.

Official Basketball Box Score -- Game Totals -- Final Statistics
Western Michigan vs UNLV
12/14/08 4:00 p.m. at Orleans Arena, Las Vegas

Western Michigan 61 • 2-8

#	Player	Total			3-Ptr			Rebounds			PF	TP	A	TO	Blk	Stl	Min
		FG	FGA	FT	FTA	Off	Def	Total	FG	FGA							
03	McLEMORE, Martelle	f	1-4	0-1	0-0	0	4	4	2	2	2	2	0	0	18		
33	WHITFIELD, Flenard	f	1-1	0-0	2-2	0	4	4	4	4	0	3	0	0	11		
24	LAWSON, Donald	c	0-0	0-0	1-2	0	4	4	5	1	0	2	1	0	15		
23	KOOL, David	g	3-14	1-6	3-4	0	3	3	1	10	3	2	0	2	31		
34	GARY, Shawntes	g	4-8	0-1	1-2	2	4	6	3	9	2	2	0	0	26		
01	WARD, Demetrius	g	0-1	0-0	0-0	0	0	0	0	0	0	0	0	0	2		
04	DREWS, Derek	g	7-12	5-10	0-0	1	2	3	1	19	2	1	0	0	29		
12	RICKS, Andre	g	3-4	1-2	0-0	0	0	0	2	7	0	0	0	0	9		
20	LOWE, LaMarcus	g	0-1	0-0	1-2	1	3	4	4	1	0	1	0	1	13		
22	REDELL, Michael	g	3-4	1-2	1-3	1	1	2	4	8	2	3	0	1	37		
32	CONTEH, Muhammed	g	0-1	0-0	0-1	0	1	1	2	0	0	0	0	0	9		
Team						4			2			6					
Totals			22-50	8-22	9-16	9	28	37	28	61	11	18	1	4	200		
FG % 1st Half:		9-22	40.9%	2nd half:	13-28	46.4%	Game:	22-50	44.0%								Deadball
3FG % 1st Half:		5-12	41.7%	2nd half:	3-10	30.0%	Game:	8-22	36.4%								Rebounds
FT % 1st Half:		4-8	50.0%	2nd half:	5-8	62.5%	Game:	9-16	56.3%								4

UNLV 70 • 8-2

#	Player	Total			3-Ptr			Rebounds			PF	TP	A	TO	Blk	Stl	Min
		FG	FGA	FT	FTA	Off	Def	Total	FG	FGA							
44	SANTEE, Darris	f	3-7	0-0	1-2	2	1	3	2	7	0	1	1	0	14		
45	DARGER, Joe	f	2-7	2-6	2-2	1	5	6	2	8	2	1	0	1	30		
00	BELLFIELD, Oscar	g	3-6	1-2	0-0	0	1	1	1	7	2	2	1	0	29		
01	ADAMS, Wink	g	5-16	0-7	8-14	0	4	4	0	18	3	1	0	2	34		
24	ROUGEAU, Rene	g	5-7	0-0	1-3	4	3	7	2	11	1	2	0	1	35		
02	WALLACE, Kendall	g	0-1	0-1	0-0	0	0	0	2	0	2	0	0	1	9		
03	RUTLEDGE, Marecco	g	2-3	0-1	0-1	1	2	3	0	0	0	0	0	1	10		
12	MASSAMBA, Brice	g	2-2	0-0	4-7	1	0	1	2	8	0	0	0	0	16		
15	MITCHELL, DeShawn	g	0-0	0-0	0-0	0	0	0	0	0	0	0	0	0	2		
33	WILLIS, TreVon	g	1-4	0-2	5-5	1	3	4	1	7	1	1	0	2	21		
Team						0			3			3					
Totals			23-53	3-19	21-34	10	22	32	14	70	11	10	5	8	200		
FG % 1st Half:		13-32	40.6%	2nd half:	10-21	47.6%	Game:	23-53	43.4%								Deadball
3FG % 1st Half:		2-12	16.7%	2nd half:	1-7	14.3%	Game:	3-19	15.8%								Rebounds
FT % 1st Half:		6-12	50.0%	2nd half:	15-22	68.2%	Game:	21-34	61.8%								5

Officials: Bill Gracey, Larry Spaulding, Duane Allen
Technical fouls: Western Michigan-None. UNLV-None.
Attendance: 6701

Score by periods	1st	2nd	Total
Western Michigan	27	34	61
UNLV	34	36	70

Last FG - WMU 2nd-00:14, LV 2nd-03:08.
Largest lead - WMU by 1 1st-03:12, LV by 13 2nd-15:17.

Points	In	Off	2nd	Fast	Bench
WMU	Paint	T/O	Chance	Break	
32	20	10	7	2	35
LV	32	21	6	19	

Score tied - 2 times.
Lead changed - 4 times.

2008-09 RESULTS

Official Basketball Box Score -- Game Totals -- Final Statistics
Iona vs Western Michigan
12/18/08 8 p.m. at Kalamazoo, Mich. (University Arena)

Iona 55 • 4-6

#	Player	Total			3-Ptr			Rebounds			PF	TP	A	TO	Blk	Stl	Min
		FG	FGA	FT	FTA	Off	Def	Total	FG	FGA							
21	RODRIGUEZ, Alejo	f	2-2	0-0	4-6	2	1	3	4	0	0	0	0	0	11		
03	HUFFMAN, Jonathan	c	2-7	1-4	4-4	1	7	8	2	9	1	1	0	0	26		
01	PRATT, Kashif	g	0-3	0-2	0-0	1	0	1	2	0	0	3	0	0	20		
03	MACHADO, Scott	g	4-9	0-2	2-2	1	4	5	2	10	2	0	2	29			
05	DWIGHT, Rashon	g	1-2	0-0	0-0	0	3	3	4	2	1	3	1	1	25		
10	FIELDS, Trinity	g	1-5	1-4	4-4	0	0	0	1	7	0	1	0	1	17		
11	PRODANOVIC, Milan	g	0-4	0-3	0-0	0	2	2	3	0	0	1	1	0	21		
15	JENKINS, Jermel	g	5-8	2-2	1-2	0	1	1	0	13	1	0	0	0	26		
23	CLARKE, Devon	g	0-5	0-0	1-2	1	1	2	3	1	0	1	0	0	11		
52	WOLFLEY, Derek	g	2-3	0-0	1-2	0	0	0	2	5	1	1	0	1	14		
Team						0			1			1					
Totals			17-48	4-17	17-22	6	20	26	23	55	9	13	2	5	200		
FG % 1st Half:		9-26	34.6%	2nd half:	8-22	36.4%	Game:	17-48	35.4%								Deadball
3FG % 1st Half:		1-6	16.7%	2nd half:	3-11	27.3%	Game:	4-17</									

Official Basketball Box Score -- Game Totals -- Final Statistics
Green Bay vs Western Michigan
 12/30/08 6 p.m. at Kalamazoo, Mich. (University Arena)

Green Bay 61 • 9-4

##	Player	Total			Rebounds			PF	TP	A	TO	Blk	Stl	Min	
		FG-FGA	3-PT	FT-FTA	Off	Def	Tot								
21	EVANS, Terry	f	2-13	0-2	1-2	6	3	9	2	5	3	3	0	4	36
23	BERRY, Randy	f	1-5	0-0	2-3	0	5	5	1	4	0	1	0	1	28
43	SCHACHTNER, Mike	f	2-4	0-0	1-2	0	3	3	0	5	1	0	0	0	18
10	COTTON, Troy	g	3-9	3-7	0-0	1	2	3	0	9	1	0	0	1	34
20	FLETCHER, Rahmon	g	2-6	0-1	2-3	1	2	3	2	6	2	3	0	2	21
00	PERINE, Bryquis	g	6-8	3-3	0-0	0	0	0	3	15	3	0	0	1	20
03	EATON, Brent	g	0-1	0-0	0-0	0	1	1	1	0	0	0	0	0	5
24	TILLEMMA, Ryan	g	5-12	3-7	2-0	0	1	1	4	15	3	3	0	0	21
50	NELSON, Pat	g	1-2	0-0	0-0	2	5	7	3	2	0	0	0	1	17
Team						6	2	8							
Totals			22-60	9-20	8-12	16	24	40	16	61	13	10	0	10	200

FG % 1st Half:	10-32	31.3%	2nd half:	12-28	42.9%	Game:	22-60	36.7%	Deadball	
3FG % 1st Half:	4-10	40.0%	2nd half:	5-10	50.0%	Game:	9-20	45.0%	Rebounds	21
FT % 1st Half:	5-6	83.3%	2nd half:	3-6	50.0%	Game:	8-12	66.7%		

Western Michigan 51 • 3-10

##	Player	Total			Rebounds			PF	TP	A	TO	Blk	Stl	Min	
		FG-FGA	3-PT	FT-FTA	Off	Def	Tot								
03	McLEMORE, Martelle	f	1-1	1-1	0-0	0	3	3	2	3	0	0	0	0	7
33	WHITFIELD, Flenard	f	1-3	0-0	0-0	2	2	4	0	2	2	0	0	0	18
24	LAWSON, Donald	c	4-6	0-0	0-1	4	7	11	3	8	1	3	0	0	33
23	KOOL, David	g	4-19	2-8	2-2	0	5	5	2	12	4	2	0	0	37
34	GARY, Shawntes	g	5-13	2-4	3-4	2	4	6	2	15	1	3	1	0	37
01	WARD, Demetrius	g	0-2	0-2	0-0	0	0	0	0	0	0	0	0	0	8
04	DREWS, Derek	g	2-5	0-1	3-3	1	3	4	3	7	1	3	1	0	26
05	DOUGLAS, Mike	g	1-2	1-1	0-0	0	0	0	0	3	0	0	0	0	12
22	REDELL, Michael	g	0-1	0-1	1-2	0	0	0	5	1	1	5	0	0	20
32	CONTEH, Muhammed	g	0-0	0-0	0-0	0	0	0	1	0	0	0	0	0	2
Team						0	0	0							
Totals			18-52	6-18	9-12	9	24	33	18	51	10	16	2	3	200

FG % 1st Half:	11-27	40.7%	2nd half:	7-25	28.0%	Game:	18-52	34.6%	Deadball	
3FG % 1st Half:	4-9	44.4%	2nd half:	2-9	22.2%	Game:	6-18	33.3%	Rebounds	3
FT % 1st Half:	2-2	100.0%	2nd half:	7-10	70.0%	Game:	9-12	75.0%		

Officials: Lamont Simpson, James Ferrari, Glen Mayberg
 Technical fouls: Green Bay-None, Western Michigan-None.
 Attendance: 3306
 WMU #22 fouls out at :41.7

Score by periods	1st	2nd	Total
Green Bay	29	32	61
Western Michigan	28	23	51

Points	In	Off	2nd	Fast	Bench
	Paint	T/O	Chance	Break	
Green Bay	18	14	13	9	32
Western Michigan	22	5	10	0	11

Last FG - GB 2nd-03:18, WMU 2nd-04:27.
 Largest lead - GB by 10 2nd-00:41, WMU by 7 1st-03:56.

Score tied - 4 times.
 Lead changed - 5 times.

Official Basketball Box Score -- Game Totals -- Final Statistics
Western Michigan vs Central Michigan
 1/11/09 6 p.m. at Mount Pleasant, Mich. (Rose Arena)

Western Michigan 72 • 4-10, 1-0 MAC

##	Player	Total			Rebounds			PF	TP	A	TO	Blk	Stl	Min	
		FG-FGA	3-PT	FT-FTA	Off	Def	Tot								
04	DREWS, Derek	f	3-5	2-4	0-0	0	4	4	3	8	1	2	0	0	26
33	WHITFIELD, Flenard	f	3-4	0-0	0-0	2	3	5	6	0	2	2	0	0	21
22	REDELL, Michael	g	1-2	1-1	4-4	0	2	2	2	7	3	3	0	1	31
23	KOOL, David	g	9-17	1-5	7-8	0	9	9	2	26	3	2	0	2	37
34	GARY, Shawntes	g	0-4	0-1	6-6	2	3	5	4	6	2	1	1	0	20
01	WARD, Demetrius	g	0-0	0-0	0-0	0	0	0	0	0	0	0	0	0	3
03	McLEMORE, Martelle	g	1-2	0-1	0-0	2	3	5	0	2	0	1	0	0	19
05	DOUGLAS, Mike	g	0-1	0-0	0-0	0	1	1	0	0	0	1	0	0	8
12	RICKS, Andre	g	6-12	4-8	1-2	0	0	0	0	17	0	0	0	1	30
20	LOWE, LaMarcus	g	0-1	0-0	0-0	0	2	2	3	0	0	1	3	0	5
Team						1	0	1							
Totals			23-48	8-20	18-20	7	27	34	19	72	9	13	6	4	200

FG % 1st Half:	13-26	50.0%	2nd half:	10-22	45.5%	Game:	23-48	47.9%	Deadball	
3FG % 1st Half:	5-13	38.5%	2nd half:	3-7	42.9%	Game:	8-20	40.0%	Rebounds	0.1
FT % 1st Half:	2-2	100.0%	2nd half:	16-18	88.9%	Game:	18-20	90.0%		

Central Michigan 63 • 3-10, 0-1 MAC

##	Player	Total			Rebounds			PF	TP	A	TO	Blk	Stl	Min	
		FG-FGA	3-PT	FT-FTA	Off	Def	Tot								
24	WEARY, Antonio	f	1-4	0-0	4-4	3	3	6	4	6	1	1	0	0	1
34	HARDIMAN, Jacobly	f	3-5	0-0	0-1	1	1	2	1	6	1	3	0	0	32
40	VAN, Marcus	c	7-12	0-0	4-9	6	6	6	2	18	0	3	0	0	33
15	BITZER, Jordan	g	6-16	3-9	0-0	1	9	10	2	15	3	0	2	4	38
20	HARMAN, Robbie	g	3-15	2-10	1-2	0	1	1	4	9	2	1	0	1	35
03	ALLEN, Jeremy	g	3-7	2-4	0-0	3	1	4	4	8	0	0	0	1	24
05	BRIDGES, Lawrence	g	0-1	0-0	1-2	0	0	0	1	1	0	0	0	0	2
13	FORD, Brandon	g	0-0	0-0	0-0	1	0	1	0	0	0	1	0	0	3
33	EDDIE, William	g	0-1	0-0	0-0	0	0	0	0	0	0	1	0	0	3
45	HUNTER, Adrian	g	0-0	0-0	0-0	0	0	0	0	1	0	0	0	0	4
Team						1	5	6							
Totals			23-61	7-23	10-18	16	20	36	19	63	7	10	2	7	200

FG % 1st Half:	10-26	38.5%	2nd half:	13-35	37.1%	Game:	23-61	37.7%	Deadball	
3FG % 1st Half:	1-7	14.3%	2nd half:	6-16	37.5%	Game:	7-23	30.4%	Rebounds	2
FT % 1st Half:	5-8	62.5%	2nd half:	5-10	50.0%	Game:	10-18	55.6%		

Officials: Tim Fogarty, Lamar Simpson, Kenneth Turner
 Technical fouls: Western Michigan-None, Central Michigan-None.
 Attendance: 1741
 WMU #33 Whitfield foul out with 7:35 remaining

Score by periods	1st	2nd	Total
Western Michigan	33	39	72
Central Michigan	26	37	63

Points	In	Off	2nd	Fast	Bench
	Paint	T/O	Chance	Break	
Western Michigan	28	14	9	6	19
Central Michigan	28	13	19	2	9

Last FG - WMU 2nd-00:55, CMU 2nd-00:08.
 Largest lead - WMU by 13 2nd-12:03, CMU by 2 1st-19:34.

Score tied - 0 times.
 Lead changed - 3 times.

Official Basketball Box Score -- Game Totals -- Final Statistics
Toledo vs Western Michigan
 1/14/09 7 p.m. at Kalamazoo, Mich. (University Arena)

Toledo 52 • 2-14, 0-2 MAC

##	Player	Total			Rebounds			PF	TP	A	TO	Blk	Stl	Min	
		FG-FGA	3-PT	FT-FTA	Off	Def	Tot								
01	ANYUJONG, Justin	f	4-11	0-3	0-0	2	6	8	0	8	0	6	2	1	37
45	SALTER, Ian	f	2-3	0-0	1-2	1	2	3	5	0	1	0	0	0	23
04	AMOS, Jonathan	g	5-13	0-1	3-7	1	3	4	4	13	2	2	0	1	35
11	BASTFIELD, Larry	g	2-3	1-1	0-0	0	4	4	3	5	0	0	0	0	40
31	KENT, Tyrone	g	6-17	3-7	2-4	3	5	8	3	17	3	6	0	1	38
20	RODRIGUEZ, Drew	g	0-0	0-0	0-0	0	0	0	0	0	0	0	0	0	1
21	STERLING, Clayton	g	0-2	0-1	0-0	0	0	0	0	0	1	0	0	0	8
22	SHUNNAR, Jay	g	0-0	0-0	0-0	0	1	1	0	0	0	1	0	0	3
33	LO, Mohamed	g	2-4	0-0	0-0	2	2	4	2	4	0	0	1	0	15
Team						2	5	7							
Totals			21-53	4-13	6-13	11	28	39	18	52	9	18	3	3	200

FG % 1st Half:	9-28	32.1%	2nd half:	12-25	48.0%	Game:	21-53	39.6%	Deadball	
3FG % 1st Half:	3-7	42.9%	2nd half:	1-6	16.7%	Game:	4-13	30.8%	Rebounds	4.2
FT % 1st Half:	0-4	0.0%	2nd half:	6-9	66.7%	Game:	6-13	46.2%		

Western Michigan 70 • 5-10, 2-0 MAC

##

Official Basketball Box Score -- Game Totals -- Final Statistics
Western Michigan vs Ball State
01/20/09 7 p.m. at Muncie, Ind. -- Worthen Arena

Western Michigan 44 • 6-11, 3-1 MAC

#	Player	Total	3-Ptr			Rebounds			PF	TP	A	TO	Blk	Stl	Min
			FG-FGA	FG-FGA	FT-FTA	Off	Def	Tot							
04	DREWS, Derek	f	6-17	3-9	2-4	1	7	8	2	17	0	0	0	0	37
33	WHITFIELD, Flenard	f	0-3	0-0	0-0	1	2	3	0	0	1	0	0	13	
22	REDELL, Michael	g	0-2	0-2	0-0	0	4	4	1	0	2	0	2	35	
23	KOOL, David	g	4-10	1-5	2-2	1	6	7	4	11	0	2	0	32	
04	GARY, Shawntes	g	1-8	0-1	4-7	2	4	6	4	6	2	1	3	26	
34	WARD, Demetrius	g	0-0	0-0	0-0	0	1	1	0	0	0	0	0	6	
03	McLEMORE, Martelle	g	1-5	1-3	0-0	0	3	3	2	3	0	1	0	14	
12	RICKS, Andre	g	1-4	1-2	0-0	1	1	2	2	3	1	1	0	19	
20	LOWE, LaMarcus	g	1-2	0-0	2-3	1	2	3	4	4	0	1	2	18	
Team						0	2	2							
Totals			14-51	6-22	10-16	7	32	39	22	44	7	9	5	5	200

FG % 1st Half:	8-29	27.6%	2nd half:	6-22	27.3%	Game:	14-51	27.5%	Deadball	
3FG % 1st Half:	4-11	36.4%	2nd half:	2-11	18.2%	Game:	6-22	27.3%	Rebounds	3
FT % 1st Half:	0-0	0.0%	2nd half:	10-16	62.5%	Game:	10-16	62.5%		

Ball State 50 • 8-8, 3-1 MAC

#	Player	Total	3-Ptr			Rebounds			PF	TP	A	TO	Blk	Stl	Min
			FG-FGA	FG-FGA	FT-FTA	Off	Def	Tot							
01	PERRY, Malik	f	3-7	0-0	2-7	4	7	11	2	8	1	4	0	1	28
30	HUBBARD, Maurice	f	0-4	0-0	0-2	0	2	2	3	0	2	1	0	0	27
45	JONES, Jarrod	g	2-10	0-0	2-5	2	9	11	2	6	0	2	2	0	29
04	LAMPLEY, Brandon	g	7-8	2-2	0-0	2	9	2	2	16	2	0	0	1	31
34	SNEED, Pierre	g	1-4	0-1	4-4	0	4	4	3	6	1	1	0	1	20
03	DAVIS, Randy	g	0-3	0-2	0-2	0	0	0	0	0	0	0	0	0	9
11	FRAZIER, Laron	g	4-9	2-4	0-0	2	5	7	1	10	2	1	0	0	24
23	WORMELY, Eric	g	0-0	0-0	0-0	1	0	1	2	0	0	0	0	0	5
24	GILES, Rob	g	1-7	0-2	2-2	1	2	3	2	4	2	0	0	0	27
Team						0	2	2							
Totals			18-52	4-11	10-22	10	33	43	17	50	11	10	2	3	200

FG % 1st Half:	7-27	25.9%	2nd half:	11-25	44.0%	Game:	18-52	34.6%	Deadball	
3FG % 1st Half:	1-5	20.0%	2nd half:	3-6	50.0%	Game:	4-11	36.4%	Rebounds	4
FT % 1st Half:	4-6	66.7%	2nd half:	6-16	37.5%	Game:	10-22	45.5%		

Officials: Mike Sanzera, Glenn Mayborg, Kevin Ferguson
 Technical fouls: Western Michigan-None, Ball State-None.
 Attendance: 3018

Score by periods	1st	2nd	Total	Points	In	Off	2nd	Fast	Bench
Western Michigan	20	24	44	9	10	6	5	10	10
Ball State	19	31	50	18	2	6	2	14	14

Last FG - WMU 2nd-01:54, BSU 2nd-00:44.
 Largest lead - WMU by 6 1st-03:16, BSU by 8 2nd-03:00.
 Score tied - 5 times.
 Lead changed - 6 times.

Official Basketball Box Score -- Game Totals -- Final Statistics
Western Michigan vs Eastern Michigan
01-24-09 4:30 p.m. at Ypsilanti, Mich. (Convocation Center)

Western Michigan 53 • 7-11 (4-1 MAC)

#	Player	Total	3-Ptr			Rebounds			PF	TP	A	TO	Blk	Stl	Min
			FG-FGA	FG-FGA	FT-FTA	Off	Def	Tot							
04	DREWS, Derek	f	3-8	2-5	0-0	2	1	3	0	8	1	2	0	0	28
33	WHITFIELD, Flenard	f	2-5	0-0	0-2	1	6	7	4	4	0	2	1	0	22
22	REDELL, Michael	g	0-0	0-0	0-0	0	3	3	3	0	4	0	0	0	20
23	KOOL, David	g	5-13	0-3	6-6	1	9	10	2	16	1	2	0	5	36
04	GARY, Shawntes	g	8-14	0-2	0-0	3	0	3	3	16	1	0	0	3	31
01	WARD, Demetrius	g	0-1	0-1	0-0	1	1	2	0	0	0	0	1	0	6
03	McLEMORE, Martelle	g	1-2	0-1	0-0	0	0	0	0	2	2	1	0	0	15
05	DOUGLAS, Mike	g	0-2	0-0	0-0	0	0	0	0	0	0	0	1	0	6
12	RICKS, Andre	g	1-5	1-3	0-0	0	2	2	2	3	2	0	0	0	19
20	LOWE, LaMarcus	g	1-3	0-0	2-4	0	3	3	4	1	1	1	1	0	17
Team						1	0	1							
Totals			21-53	3-15	8-12	9	25	34	19	53	8	12	8	9	200

FG % 1st Half:	10-28	35.7%	2nd half:	11-25	44.0%	Game:	21-53	39.6%	Deadball	
3FG % 1st Half:	1-8	12.5%	2nd half:	2-7	28.6%	Game:	3-15	20.0%	Rebounds	2.1
FT % 1st Half:	5-8	62.5%	2nd half:	3-4	75.0%	Game:	8-12	66.7%		

Eastern Michigan 45 • 3-16 (1-4 MAC)

#	Player	Total	3-Ptr			Rebounds			PF	TP	A	TO	Blk	Stl	Min
			FG-FGA	FG-FGA	FT-FTA	Off	Def	Tot							
15	COOPER, Will	f	2-6	0-1	1-2	0	2	2	2	5	0	0	0	1	22
33	BOWDRY, Justin	f	5-15	1-7	1-3	3	6	9	4	12	2	4	0	3	31
25	DOBBS, Brandon	c	3-7	0-0	1-1	1	2	3	4	7	0	1	0	0	22
05	JONES, Tyler	g	2-6	0-0	1-3	3	3	6	2	5	3	3	0	0	33
20	GAY, Zane	g	2-9	1-5	0-0	1	4	5	0	5	0	3	2	1	37
04	BARNES, Daniel	g	0-0	0-0	0-0	0	0	0	0	0	0	0	0	0	0+
10	HARRISON, Brandon	g	0-0	0-0	0-0	0	0	0	0	0	0	0	0	0	1
12	FRAZIER, L.J.	g	1-1	0-0	0-0	1	1	2	0	2	0	1	0	0	9
13	GREEN, Antonio	g	4-9	0-2	1-1	1	1	2	1	9	0	1	1	0	23
21	FARROW, Wendale	g	0-4	0-0	0-2	3	2	5	3	0	2	3	0	0	22
Team						3	4	7							
Totals			19-57	2-15	5-12	16	25	41	16	45	7	17	3	5	200

FG % 1st Half:	8-28	28.6%	2nd half:	11-29	37.9%	Game:	19-57	33.3%	Deadball	
3FG % 1st Half:	1-9	11.1%	2nd half:	1-9	11.1%	Game:	2-15	13.3%	Rebounds	3
FT % 1st Half:	2-7	28.6%	2nd half:	3-5	60.0%	Game:	5-12	41.7%		

Officials: James Ferrari, Dan Nowalowski and Alvin Cox
 Technical fouls: Western Michigan-None, Eastern Michigan-None.
 Attendance: 1663

Score by periods	1st	2nd	Total	Points	In	Off	2nd	Fast	Bench
Western Michigan	26	27	53	9	10	6	5	10	9
Eastern Michigan	19	26	45	28	9	10	2	11	11

Last FG - WMU 2nd-00:51, EMU 2nd-02:44.
 Largest lead - WMU by 14 2nd-12:41, EMU by 9 1st-14:01.
 Score tied - 5 times.
 Lead changed - 4 times.

Official Basketball Box Score -- Game Totals -- Final Statistics
Buffalo vs Western Michigan
1/27/09 7 p.m. at Kalamazoo, Mich. (University Arena)

Buffalo 74 • 13-5, 5-1 MAC

#	Player	Total	3-Ptr			Rebounds			PF	TP	A	TO	Blk	Stl	Min
			FG-FGA	FG-FGA	FT-FTA	Off	Def	Tot							
21	WATT, Mitchell	f	0-0	0-0	0-0	0	0	0	0	0	0	0	0	0	2
30	ROBINSON, Titus	f	1-4	0-0	0-0	0	0	0	2	2	0	0	0	0	5
04	GAMBLE, Greg	f	3-7	0-1	0-0	1	5	6	2	8	2	0	0	0	29
34	PIERCE, Rodney	g	7-14	4-8	3-4	1	3	4	1	21	4	1	0	0	30
22	BOYER, John	g	3-5	2-4	1-2	0	3	3	1	9	3	1	0	1	21
01	ROBINSON, Andy	g	1-4	0-2	0-0	0	0	0	3	2	2	2	1	0	15
03	SMILEY, Sean	g	4-7	3-5	0-0	1	2	3	1	11	0	0	0	0	15
10	FEDOTOV, Vadim	g	2-3	0-0	1-2	2	2	4	2	5	0	1	0	1	19
25	BETTS, Calvin	g	1-6	1-3	1-2	0	3	3	1	4	2	0	0	0	21
02	ALSTON, Jawaan	g	1-3	0-0	0-0	1	1	2	3	2	1	0	0	0	19
33	LALEYE, Kambi	g	0-0	0-0	0-0	0	4	4	2	0	1	1	0	0	5
40	BOUDREAU, Max	g	5-7	0-0	2-2	1	4	5	0	12	0	0	0	0	19
Team						1	1	2							
Totals			28-60	10-23	8-12	8	28	36	18	74	21	8	1	2	200

FG % 1st Half:	14-26	53.8%	2nd half:	14-34	41.2%	Game:	28-60	46.7%	Deadball	
3FG % 1st Half:	4-11	36.4%	2nd half:	6-12	50.0%	Game:	10-23	43.5%	Rebounds	2
FT % 1st Half:	4-6	66.7%	2nd half:	4-6	66.7%	Game:	8-12	66.7%		

Western Michigan 71 • 7-12, 4-2 MAC

#	Player	Total	3-Ptr			Rebounds			PF	TP	A	TO	Blk	Stl	Min
			FG-FGA	FG-FGA	FT-FTA	Off	Def	Tot							
04	DREWS, Derek	f	4-6	4-4	2										

Official Basketball Box Score -- Game Totals -- Final Statistics
Western Michigan vs Bowling Green
02/04/09 7:00 pm at Anderson Arena

Western Michigan 61 • 7-14, 4-4

#	Player	Total	3-Ptr			Rebounds			PF	TP	A	TO	Blk	Stl	Min
			FG-FGA	FG-FGA	FT-FTA	Off	Def	Tot							
04	DREWS, Derek	2-5	1-3	0-1	0	2	2	1	5	1	2	0	0	22	
33	WHITFIELD, Flenard	2-7	0-0	0-0	0	2	2	2	4	0	2	1	0	16	
22	REDELL, Michael	3-4	0-1	2-4	2	2	4	2	8	3	0	0	1	29	
23	KOOL, David	5-11	1-4	3-4	1	4	5	2	14	3	4	0	0	32	
34	GARY, Shawntes	4-11	2-3	1-4	1	5	6	5	11	1	0	0	0	27	
01	WARD, Demetrius	2-6	1-1	2-2	3	1	4	1	7	2	1	0	0	18	
03	McLEMORE, Martelle	2-5	2-4	0-0	0	1	1	3	6	1	0	0	0	12	
12	RICKS, Andre	1-4	1-3	0-0	0	2	2	0	3	0	0	0	0	20	
20	LOWE, LaMarcus	0-1	0-0	3-4	3	2	5	3	3	0	3	3	0	16	
24	LAWSON, Donald	0-0	0-0	0-0	0	0	0	0	0	0	0	0	1	0	
32	CONTEH, Muhammed	0-0	0-0	0-0	0	2	2	0	0	0	0	0	1	8	
Team					1	0	1								
Totals		21-54	8-19	11-19	11	23	34	21	61	10	13	4	4	200	
FG % 1st Half:		9-27	33.3%	2nd half:	12-27	44.4%	Game:	21-54	38.9%						Deadball
3FG % 1st Half:		5-10	50.0%	2nd half:	3-9	33.3%	Game:	8-19	42.1%						Rebounds
FT % 1st Half:		3-8	37.5%	2nd half:	8-11	72.7%	Game:	11-19	57.9%						4

Bowling Green 68 • 12-9, 5-3

#	Player	Total	3-Ptr			Rebounds			PF	TP	A	TO	Blk	Stl	Min
			FG-FGA	FG-FGA	FT-FTA	Off	Def	Tot							
20	MILLER, Nate	7-14	1-3	6-8	3	10	13	3	21	3	1	2	2	29	
23	KNIGHT, Chris	3-9	0-1	0-0	3	2	5	3	6	2	2	0	0	17	
45	POLK, Otis	4-5	0-0	8-12	5	4	9	2	16	0	1	5	0	28	
02	CLEMENTS, Darryl	1-5	0-1	2-2	0	0	0	4	4	3	3	0	1	32	
14	JAKUBOWSKI, Joe	2-7	2-4	0-0	0	2	2	2	6	2	0	0	1	33	
01	MOTEN, Brian	3-10	1-5	4-4	0	2	2	1	11	0	0	0	0	30	
10	THOMAS, Scott	0-2	0-2	0-0	0	2	2	2	0	1	0	1	0	16	
22	BROWN, Dee	0-0	0-0	0-0	0	0	0	0	0	0	0	0	0	3	
34	MARSCHALL, Erik	2-5	0-0	0-0	3	2	5	0	4	0	1	0	0	12	
Team					3	2	5								
Totals		22-57	4-16	20-26	17	26	43	17	68	11	9	8	4	200	
FG % 1st Half:		12-29	41.4%	2nd half:	10-28	35.7%	Game:	22-57	38.6%						Deadball
3FG % 1st Half:		2-8	25.0%	2nd half:	2-8	25.0%	Game:	4-16	25.0%						Rebounds
FT % 1st Half:		9-11	81.8%	2nd half:	11-15	73.3%	Game:	20-26	76.9%						1

Officials: Mike Sanzere, Todd Von Sossan, Terry Wymer
Technical fouls: Western Michigan-None, Bowling Green-None.
Attendance: 1865

Score by periods	1st	2nd	Total
Western Michigan	26	35	61
Bowling Green	35	33	68

Last FG - WMU 2nd-00:05, BGSU 2nd-00:13.
Largest lead - WMU by 2 1st-18:30, BGSU by 12 2nd-11:19.

Points	In	Off	2nd	Fast	Bench
WMU	Paint	T/O	Chance	Break	
30	6	2	4	19	
BGSU	30	3	16	0	15

Score tied - 3 times.
Lead changed - 6 times.

Official Basketball Box Score -- Game Totals -- Final Statistics
Western Michigan vs Akron
2/8/09 2:05 p.m. at Rhodes Arena - Akron, Ohio

Western Michigan 63 • 7-15, 4-5 MAC

#	Player	Total	3-Ptr			Rebounds			PF	TP	A	TO	Blk	Stl	Min
			FG-FGA	FG-FGA	FT-FTA	Off	Def	Tot							
04	DREWS, Derek	1-3	0-2	0-0	1	0	1	3	2	0	3	0	0	17	
20	LOWE, LaMarcus	1-2	0-0	1-2	0	3	3	5	3	0	0	2	0	12	
22	REDELL, Michael	0-1	0-1	2-2	0	1	1	3	2	1	2	0	0	25	
23	KOOL, David	7-14	4-7	5-5	0	5	5	2	23	1	3	0	2	33	
34	GARY, Shawntes	3-7	0-1	4-5	0	3	3	3	10	1	2	0	1	27	
01	WARD, Demetrius	3-5	1-1	4-5	2	1	3	2	11	1	2	0	2	18	
03	McLEMORE, Martelle	0-2	0-2	0-0	0	1	1	2	0	0	1	0	0	12	
05	DOUGLAS, Mike	1-2	1-2	0-0	0	0	0	0	3	0	0	0	0	4	
12	RICKS, Andre	0-2	0-1	0-1	0	1	1	0	0	1	2	0	2	10	
15	WOLFF, Alex	0-1	0-1	0-0	0	0	0	0	0	1	0	0	0	4	
32	CONTEH, Muhammed	1-2	0-0	1-2	1	1	2	3	3	0	2	0	0	17	
33	WHITFIELD, Flenard	2-5	0-0	2-5	1	7	8	3	6	1	2	1	0	21	
Team					2	0	2								
Totals		19-46	6-18	19-27	7	23	30	26	63	7	19	3	7	200	
FG % 1st Half:		10-22	45.5%	2nd half:	9-24	37.5%	Game:	19-46	41.3%						Deadball
3FG % 1st Half:		2-10	20.0%	2nd half:	4-8	50.0%	Game:	6-18	33.3%						Rebounds
FT % 1st Half:		7-11	63.6%	2nd half:	12-16	75.0%	Game:	19-27	70.4%						3.1

Akron 87 • 15-8, 6-3 MAC

#	Player	Total	3-Ptr			Rebounds			PF	TP	A	TO	Blk	Stl	Min
			FG-FGA	FG-FGA	FT-FTA	Off	Def	Tot							
12	ROBERTS, Darryl	1-3	0-0	0-0	0	1	1	3	2	1	1	0	0	23	
13	CVETINOVIC, Nikola	5-10	0-0	2-5	2	2	4	4	12	2	1	0	1	23	
24	HITCHENS, Anthony	4-8	0-1	0-0	0	2	2	2	8	5	1	0	3	22	
30	MCKNIGHT, Chris	3-9	2-4	5-9	2	6	8	2	13	1	2	2	1	24	
33	LINHART, Nate	1-5	0-2	2-2	1	4	5	0	4	1	2	1	1	21	
04	McNEES, Steve	2-3	1-2	0-0	0	4	4	0	5	4	0	0	1	16	
05	McCLANAHAN, Brett	4-6	3-4	2-2	0	0	0	4	13	2	0	0	1	21	
14	COBLENTZ, Eric	1-1	0-0	1-3	0	0	0	0	3	1	0	0	0	4	
15	CARROLL, Tim	0-0	0-0	0-0	0	1	1	0	0	1	0	0	0	4	
23	MCKNIGHT, Brett	8-9	1-1	2-3	0	0	0	3	19	1	1	0	1	17	
32	CONYERS, Jimmy	1-1	0-0	0-0	0	1	1	1	2	0	2	0	2	11	
40	SWIECH, Steve	1-1	0-0	0-0	0	1	1	1	2	1	0	0	0	4	
54	BARDO, Mike	2-3	0-0	0-1	1	1	2	4	0	0	0	0	0	10	
Team					1	1	2								
Totals		33-59	7-14	14-25	7	23	30	22	87	20	10	3	11	200	
FG % 1st Half:		16-32	50.0%	2nd half:	17-27	63.0%	Game:	33-59	55.9%						Deadball
3FG % 1st Half:		4-7	57.1%	2nd half:	3-7	42.9%	Game:	7-14	50.0%						Rebounds
FT % 1st Half:		5-9	55.6%	2nd half:	9-16	56.3%	Game:	14-25	56.0%						6.2

Officials: Ed Hightower, Mike Kitts, J.D. Collins
Technical fouls: Western Michigan-None, Akron-None.
Attendance: 2504

Score by periods	1st	2nd	Total
Western Michigan	29	34	63
Akron	41	46	87

Last FG - WMU 2nd-02:29, AKRON 2nd-00:44.
Largest lead - WMU by 5 1st-17:23, AKRON by 32 2nd-06:38.

Score tied - 2 times.
Lead changed - 2 times.

Official Basketball Box Score -- Game Totals -- Final Statistics
Ohio vs Western Michigan
2/11/09 7 p.m. at Kalamazoo, Mich. (University Arena)

Ohio 62 • 12-11, 5-5 MAC

#	Player	Total	3-Ptr			Rebounds			PF	TP	A	TO	Blk	Stl	Min
			FG-FGA	FG-FGA	FT-FTA	Off	Def	Tot							
11	ADEDIPE, Adetunji	0-1	0-0	0-0	0	0	0	0	0	0	0	0	0	2	
33	TILLMAN, Jerome	5-10	1-3	5-7	0	2	2	2	16	1	0	0	1	36	
02	COLEMAN, Steven	4-3	0-1	0-0	1	1	2	3	2	3	5	1	2	20	
03	ALLEN, Michael	1-7	1-2	1-2	0	1	1	4	10	4	0	0	1	27	
24	FREEMAN, Tommy	6-8	6-8	2-3	0	1	1	1	20	2	2	0	1	35	
01	WASHINGTON, DeVaugh	1-1	0-0	0-0	1	2	3	4	2	1	3	2	0	21	
12	VAN KEMPEN, Kenneth	1-1	0-0	0-0	0	1	1	3	2	1	1	0	0	16	
21	DOBBS, Frankie	0-3	0-1	0-0	1	1	2	4	0	0	3	0	1	16	
25	ORR, Justin	4-10	2-5	0-0	1	5	6	1	10	1	2	0	0	27	
Team					1	1	2								
Totals		22-44	10-20	8-12	5	15	20	22	62	13	16	3	6	200	
FG % 1st Half:		10-23	43.5%	2nd half:	12-21	57.1%	Game:	22-44	50.0%						Deadball
3FG % 1st Half:		3-8	37.5%	2nd half:	7-12	58.3%	Game:	10-20	50.0%						Rebounds
FT % 1st Half:		5-7	71.4%	2nd half:	3-5	60.0%	Game:	8-12	66.7%						2

Western Michigan 76 • 8-15, 5-5 MAC

#

Official Basketball Box Score -- Game Totals -- Final Statistics
Eastern Michigan vs Western Michigan
 2/18/09 7 p.m. at Kalamazoo, Mich. (University Arena)

Eastern Michigan 38 • 4-22, 2-10 MAC

#	Player	Total	3-Ptr		Rebounds			PF	TP	A	TO	Blk	Stl	Min
			FG-FGA	FG-FGA	FT-FTA	Off	Def							
10	HARRISON, Brandon	f	0-0	0-0	0-0	0	0	0	0	0	1	1	7	
25	DOBBINS, Justin	f	1-7	0-0	0-1	5	7	12	4	2	2	0	0	27
35	BOWDRY, Brandon	f	4-11	2-5	3-4	2	5	7	2	13	2	5	0	29
12	FRAZIER, L.J.	g	3-11	3-9	0-0	0	4	4	1	9	0	0	0	35
13	GREEN, Antonio	g	0-1	0-1	0-0	0	0	0	0	0	0	0	0	5
15	JONES, Tyler	g	1-1	1-1	0-0	2	0	2	1	3	3	3	0	34
05	COOPER, Will	g	0-1	0-0	0-0	1	3	4	1	0	1	1	0	15
16	GAY, Zane	g	2-8	0-6	0-0	1	1	2	2	4	1	1	0	24
21	FARROW, Wendale	g	3-6	0-0	1-1	0	1	1	1	7	1	2	0	20
54	JANTUN, Kamil	g	0-0	0-0	0-0	0	0	0	1	0	0	0	0	4
Team						1	0	1						
Totals			14-46	6-22	4-6	12	21	33	13	38	10	14	3	200
FG % 1st Half: 6-24		25.0%	2nd half: 8-22		36.4%	Game: 14-46		30.4%	Deadball					
3FG % 1st Half: 2-10		20.0%	2nd half: 4-12		33.3%	Game: 6-22		27.3%	Rebounds					
FT % 1st Half: 1-2		50.0%	2nd half: 3-4		75.0%	Game: 4-6		66.7%	1					

Western Michigan 46 • 9-16, 6-6 MAC

#	Player	Total	3-Ptr		Rebounds			PF	TP	A	TO	Blk	Stl	Min	
			FG-FGA	FG-FGA	FT-FTA	Off	Def								Tot
04	DREWS, Derek	f	1-3	0-0	2-2	0	3	3	0	4	3	2	0	0	28
33	WHITFIELD, Flenard	f	3-3	0-0	0-0	0	2	2	2	6	0	0	0	0	24
20	LOWE, LaMarcus	c	0-1	0-0	0-0	0	1	1	3	0	0	1	0	0	12
23	KOOL, David	g	7-15	1-4	4-5	0	5	5	0	19	2	1	0	0	36
34	GARY, Shawntes	g	5-8	0-0	0-0	0	0	0	2	10	0	0	0	0	30
01	WARD, Demetrius	g	1-4	1-2	0-0	0	4	4	1	3	2	2	0	0	21
12	RICKS, Andre	g	0-1	0-1	0-0	0	0	0	0	0	0	0	0	0	10
22	REDELL, Michael	g	1-3	0-1	0-0	0	1	1	2	2	1	2	0	0	19
24	LAWSON, Donald	g	0-1	0-0	2-2	0	2	2	3	2	1	0	0	0	19
32	CONTEH, Muhammed	g	0-0	0-0	0-0	0	1	1	1	0	0	0	0	0	1
Team						0	2	2							
Totals			18-39	2-8	8-9	0	21	21	14	46	9	9	0	5	200
FG % 1st Half: 12-22		54.5%	2nd half: 6-17		35.3%	Game: 18-39		46.2%	Deadball						
3FG % 1st Half: 0-5		0.0%	2nd half: 2-3		66.7%	Game: 2-8		25.0%	Rebounds						
FT % 1st Half: 3-3		100.0%	2nd half: 5-6		83.3%	Game: 8-9		88.9%	1						

Officials: Ted Valentine, Bo Boroski, Lamont Simpson
 Technical fouls: Eastern Michigan-None, Western Michigan-TEAM.
 Attendance: 3122

Score by periods	1st	2nd	Total
Eastern Michigan	15	23	38
Western Michigan	27	19	46

Last FG - EMU 2nd-06:41, WMU 2nd-01:08.
 Largest lead - EMU by 6 1st-18:35, WMU by 14 2nd-19:36.

Points	In	Off	2nd	Fast
EMU	Paint	T/O	Chance	Break
EMU	14	6	0	14
WMU	22	17	0	6

Score tied - 2 times.
 Lead changed - 3 times.

Official Basketball Box Score -- Game Totals -- Final Statistics
Eastern Illinois vs Western Michigan
 2/21/09 2 p.m. at Kalamazoo, Mich. (University Arena)

Eastern Illinois 59 • 12-15

#	Player	Total	3-Ptr		Rebounds			PF	TP	A	TO	Blk	Stl	Min	
			FG-FGA	FG-FGA	FT-FTA	Off	Def								Tot
12	PARRISH, Billy	f	4-9	1-1	2-2	3	5	8	4	11	1	2	0	1	33
46	CISSE, Ousmane	c	4-5	0-0	5-6	3	1	4	5	13	1	1	0	0	27
02	LASER, Tyler	g	1-7	1-4	4-4	1	1	2	1	7	3	3	0	0	34
10	MARTIN, Romain	g	4-13	1-7	3-4	0	5	5	2	12	3	1	0	0	36
30	MARION, T.J.	g	3-5	0-0	5-5	1	3	4	3	11	1	0	0	0	25
05	WRIGHT, Jr., Dewayne	g	0-1	0-0	0-0	0	0	0	0	0	0	0	0	0	3
20	SMITH, Jay	g	0-0	0-0	0-0	0	0	0	0	0	0	0	0	0	5
23	GRANGER, Jeremy	g	2-7	0-0	1-1	1	2	3	2	5	2	1	0	2	26
32	DORLACK, Matt	g	0-0	0-0	0-2	0	0	0	0	2	0	0	0	0	7
41	SULJIC, Edin	g	0-1	0-0	0-0	0	2	2	0	0	0	0	0	0	4
Team						1	0	1							
Totals			18-48	3-12	20-24	10	19	29	19	59	11	10	0	4	200
FG % 1st Half: 8-26		30.8%	2nd half: 10-22		45.5%	Game: 18-48		37.5%	Deadball						
3FG % 1st Half: 2-7		28.6%	2nd half: 1-5		20.0%	Game: 3-12		25.0%	Rebounds						
FT % 1st Half: 5-6		83.3%	2nd half: 15-18		83.3%	Game: 20-24		83.3%	2.3						

Western Michigan 57 • 9-17

#	Player	Total	3-Ptr		Rebounds			PF	TP	A	TO	Blk	Stl	Min		
			FG-FGA	FG-FGA	FT-FTA	Off	Def								Tot	
33	WHITFIELD, Flenard	f	2-3	0-0	0-0	1	1	2	0	4	1	0	0	1	16	
20	LOWE, LaMarcus	c	0-0	0-0	2-2	1	2	3	2	2	0	1	3	0	0	23
22	REDELL, Michael	g	1-2	1-2	0-0	0	3	3	4	3	3	0	0	0	18	
23	KOOL, David	g	7-18	5-14	7-8	1	1	2	3	26	0	1	0	0	31	
34	GARY, Shawntes	g	1-4	0-1	6-6	4	2	6	1	8	2	2	0	0	24	
01	WARD, Demetrius	g	1-6	0-3	0-1	0	2	2	1	2	1	0	0	0	16	
04	DREWS, Derek	g	1-6	1-5	2-3	2	5	7	3	5	0	3	0	0	29	
05	DOUGLAS, Mike	g	0-1	0-1	1-2	0	1	1	0	1	2	0	0	0	7	
12	RICKS, Andre	g	1-7	0-6	0-0	3	0	3	1	1	2	0	0	0	19	
24	LAWSON, Donald	g	2-6	0-0	0-0	4	5	9	3	4	0	2	1	1	15	
32	CONTEH, Muhammed	g	0-0	0-0	0-0	0	0	0	0	0	0	0	0	0	2	
Team						1	0	1								
Totals			16-53	7-32	18-22	17	22	39	19	57	11	10	4	3	200	
FG % 1st Half: 6-27		22.2%	2nd half: 10-26		38.5%	Game: 16-53		30.2%	Deadball							
3FG % 1st Half: 3-20		15.0%	2nd half: 4-12		33.3%	Game: 7-32		21.9%	Rebounds							
FT % 1st Half: 4-4		100.0%	2nd half: 14-18		77.8%	Game: 18-22		81.8%	2							

Officials: Bill Lopina, Dan Doran, Rick O'Neill
 Technical fouls: Eastern Illinois-None, Western Michigan-TEAM.
 Attendance: 2894

Score by periods	1st	2nd	Total
Eastern Illinois	23	36	59
Western Michigan	19	38	57

Last FG - EIU 2nd-01:06, WMU 2nd-03:44.
 Largest lead - EIU by 8 1st-02:08, WMU by 5 2nd-13:02.

Points	In	Off	2nd	Fast
EMU	Paint	T/O	Chance	Break
EMU	14	4	14	5
WMU	14	4	4	14

Score tied - 8 times.
 Lead changed - 7 times.

Official Basketball Box Score -- Game Totals -- Final Statistics
Western Michigan vs Northern Illinois
 GAME-26 7 p.m. at Convocation Center (DeKalb, Ill.)

Western Michigan 63 • 9-18 (6-7 MAC)

#	Player	Total	3-Ptr		Rebounds			PF	TP	A	TO	Blk	Stl	Min	
			FG-FGA	FG-FGA	FT-FTA	Off	Def								Tot
33	WHITFIELD, Flenard	f	3-5	0-0	0-1	0	3	3	3	6	0	2	1	2	17
20	LOWE, LaMarcus	c	0-3	0-0	0-0	1	2	3	2	0	0	1	2	1	17
22	REDELL, Michael	g	1-3	0-2	5-7	0	1	1	2	7	2	1	0	0	37
23	KOOL, David	g	10-19	1-4	10-10	0	2	2	5	31	1	6	0	3	28
34	GARY, Shawntes	g	0-2	0-1	2-3	1	3	4	5	2	2	0	0	0	16
01	WARD, Demetrius	g	0-2	0-1	2-2	0	1	1	2	2	1	1	0	2	21
03	McLEMORE, Martelle	g	0-2	0-1	2-2	0	1	1	2	2	1	1	0	0	11
04	DREWS, Derek	g	3-8	2-5	0-0	0	5	5	2	8	0	0	0	1	24
12	RICKS, Andre	g	1-5	1-4	2-2	2	1	3	1	5	0	0	0	0	10
24	LAWSON, Donald	g	0-0	0-0	0-0	0	3	3	5	0	1	1	1	1	19
Team						2	0	2							
Totals			18-49	4-18	23-27	6	22	28	29	63	6	15	4	10	200
FG % 1st Half: 2-20		10.0%	2nd half: 16-29		55.2%	Game: 18-49		36.7%	Deadball						
3FG % 1st Half: 0-9		0.0%	2nd half: 4-9		44.4%	Game: 4-18		22.2%	Rebounds						
FT % 1st Half: 11-14		78.6%	2nd half: 12-13		92.3%	Game: 23-27		85.2%	0						

Northern Illinois 78 • 9-17 (4-9 MAC)

#	Player	Total	3-Ptr		Rebounds			PF	TP	A	TO	Blk	Stl	Min	
			FG-FGA	FG-FGA	FT-FTA	Off	Def								Tot
02	ERVIN, Najjul	f	0-3	0-1	2-2	1	7	8	2	2	2	0	1	2	21
44	STORM, Tyler	f	1-3	0-0	1-1	0	0	0	1	3	1	1	0	0	15
41	KOWAL, Sean	c	0-3	0-0	0-5	4	3	7	2	0	0	0	0	0	26
11	DINUNNO, Mike	g	5-10	1-1	3-4	0	3	3	2	14	2	2	0	1	32
32	ANDERSON, Darion	g	7-12	5-9	7-8	0	5	5	4	26	1	7	1	2	30
01	HALL, Bryan	g	0-0	0-0	0-1	1	0	1	0	0	0	0	0	0	8
04	PATTON, Michael	g	4-11	4-8	2-2	0	0	0	2	14	2	2	0	1	23
12	SMITH, Sean	g	3-7	1-4	7-8	0	5	5	4	14	1	4	0	0	23
15	DZEPINA, Ante	g	0-0	0-0	0-0	0	0	0							

Official Basketball Box Score -- Game Totals -- Final Statistics

Ball State vs Western Michigan
3/4/09 7 p.m. at Kalamazoo, Mich. (University Arena)

Ball State 82 • 13-15, 7-8 MAC

#	Player	Total			3-Ptr			Rebounds			PF	TP	A	TO	Blk	Stl	Min
		FG-FGA	FG-FGA	FT-FTA	FG-FGA	FG-FGA	FT-FTA	Off	Def	Tot							
01	PERRY, Malik	f	2-7	0-0	1-1	5	2	7	2	5	2	1	0	0	0	30	
45	JONES, Jarrod	f	9-16	0-1	2-3	2	5	7	2	20	0	3	0	0	0	40	
04	LAMPLEY, Brandon	g	7-13	1-1	4-7	0	7	7	1	19	4	1	0	2	0	39	
11	FRAZIER, Laron	g	5-14	1-4	0-0	1	1	2	2	11	6	2	0	1	0	34	
24	GILES, Rob	g	3-9	3-7	2-3	0	1	1	5	11	0	1	0	0	0	41	
03	DAVIS, Randy	g	0-0	0-0	0-0	1	1	2	1	0	0	0	0	0	0	3	
05	CHISHOLM, Brawley	g	0-0	0-0	0-0	0	0	0	0	0	0	0	0	0	0	0+	
07	WORMELY, Eric	g	0-0	0-0	0-0	0	0	0	0	0	0	0	0	0	0	1	
30	HUBBARD, Maurice	g	6-11	0-0	2-2	0	4	4	5	14	0	0	2	1	0	22	
34	SNEED, Pierre	g	1-2	0-1	0-0	0	1	1	1	2	4	0	0	0	0	15	
Team						5	2	7									
Totals			33-72	5-14	11-16	14	24	38	19	82	16	8	2	4	225		
FG % 1st Half:		9-29	31.0%	2nd half:	19-33	57.6%	OT:	5-10	50.0%	Game:	33-72	45.8%	Deadball				
3FG % 1st Half:		2-7	28.6%	2nd half:	3-5	60.0%	OT:	0-2	0.0%	Game:	5-14	35.7%	Rebounds				
FT % 1st Half:		4-5	80.0%	2nd half:	6-9	66.7%	OT:	1-2	50.0%	Game:	11-16	68.8%	Rebounds			3	

Western Michigan 84 • 10-19, 7-8 MAC

#	Player	Total			3-Ptr			Rebounds			PF	TP	A	TO	Blk	Stl	Min
		FG-FGA	FG-FGA	FT-FTA	FG-FGA	FG-FGA	FT-FTA	Off	Def	Tot							
33	WHITFIELD, Flenard	f	6-7	0-0	1-2	2	1	3	5	13	0	1	0	0	0	17	
24	LAWSON, Donald	c	1-3	0-0	1-4	2	4	6	4	3	0	0	3	1	0	24	
04	REDELL, Michael	g	4-6	3-4	0-0	1	4	5	1	11	9	1	0	1	0	37	
23	KOOL, David	g	7-17	1-5	7-7	0	4	4	1	22	2	4	0	0	0	42	
34	GARY, Shawntes	g	9-17	4-5	5-9	2	4	6	3	27	2	1	0	1	0	35	
01	WARD, Demetrius	g	0-1	0-1	0-0	0	0	0	0	0	0	1	0	0	0	8	
03	McLEMORE, Martelle	g	0-0	0-0	0-0	0	0	0	0	0	0	1	0	0	0	2	
04	DREWS, Derek	g	3-6	2-4	0-0	0	2	2	0	8	3	1	0	0	0	26	
12	RICKS, Andre	g	0-3	0-2	0-2	0	1	1	0	0	0	0	1	0	0	15	
20	LOWE, LaMarcus	g	0-0	0-0	0-0	3	4	7	3	0	0	2	4	2	0	18	
32	CONTEH, Muhammed	g	0-0	0-0	0-0	0	0	0	0	0	0	0	0	0	0	1	
Team						1	1	2									
Totals			30-60	10-21	14-24	11	25	36	19	84	16	12	8	5	225		
FG % 1st Half:		14-27	51.9%	2nd half:	13-28	46.4%	OT:	3-5	60.0%	Game:	30-60	50.0%	Deadball				
3FG % 1st Half:		6-12	50.0%	2nd half:	3-8	37.5%	OT:	1-1	100.0%	Game:	10-21	47.6%	Rebounds			5.2	
FT % 1st Half:		4-9	44.4%	2nd half:	4-5	80.0%	OT:	6-10	60.0%	Game:	14-24	58.3%	Rebounds			5.2	

Officials: Bo Boroski, Glenn Mayborg, Mike Roberts
Technical fouls: Ball State-None, Western Michigan-None.
Attendance: 2616
WMU #33 fouls out at :53.2
BSU #30 fouls out at :21.1 OT
BSU #24 fouls out at :08.5 OT

Score by periods	1st	2nd	OT	Total
Ball State	24	47	11	82
Western Michigan	38	33	13	84

Points	In	Off	2nd	Fast	Bench
Ball State	40	14	20	4	16
Western Michigan	28	9	19	8	8

Last FG - BSU OT-00:00, WMU OT-02:08.
Largest lead - BSU by 6 2nd-01:13, WMU by 16 1st-00:25.

Official Basketball Box Score -- Game Totals -- Final Statistics

Central Michigan vs Western Michigan
3/8/09 2 p.m. at Kalamazoo, Mich. (University Arena)

Central Michigan 71 • 11-18, 7-9 MAC

#	Player	Total			3-Ptr			Rebounds			PF	TP	A	TO	Blk	Stl	Min
		FG-FGA	FG-FGA	FT-FTA	FG-FGA	FG-FGA	FT-FTA	Off	Def	Tot							
34	HARDMAN, Jacobly	f	3-11	0-0	0-3	3	3	6	2	6	1	1	1	0	0	35	
40	VAN, Marcus	c	5-11	0-0	6-6	7	6	13	2	16	1	3	0	2	0	34	
15	BITZER, Jordan	g	7-15	3-7	2-3	2	3	5	4	19	1	1	0	2	0	33	
20	HARMAN, Robbie	g	4-9	4-7	0-0	0	2	2	5	12	4	2	0	0	0	32	
24	WEARY, Antonio	g	2-4	1-3	2-4	2	3	5	3	7	2	1	0	0	0	32	
03	ALLEN, Jeremy	g	2-2	2-2	4-4	0	2	2	3	10	1	2	0	0	0	12	
05	BRIDGES, Lawrence	g	0-0	0-0	0-0	0	0	0	0	3	0	0	0	0	0	5	
13	FORD, Brandon	g	0-0	0-0	0-0	0	2	2	1	0	0	0	1	0	0	6	
33	EDDIE, William	g	0-1	0-0	1-2	0	2	2	4	1	0	1	0	0	0	6	
45	HUNTER, Adrian	g	0-0	0-0	0-0	0	1	1	0	0	0	1	0	0	0	5	
Team						2	0	2									
Totals			23-53	10-19	15-22	16	24	40	27	71	11	13	2	4	200		
FG % 1st Half:		9-26	34.6%	2nd half:	14-27	51.9%	Game:	23-53	43.4%	Deadball							
3FG % 1st Half:		3-8	37.5%	2nd half:	7-11	63.6%	Game:	10-19	52.6%	Rebounds						5	
FT % 1st Half:		2-6	33.3%	2nd half:	13-16	81.3%	Game:	15-22	68.2%	Rebounds						5	

Western Michigan 68 • 10-20, 7-9 MAC

#	Player	Total			3-Ptr			Rebounds			PF	TP	A	TO	Blk	Stl	Min
		FG-FGA	FG-FGA	FT-FTA	FG-FGA	FG-FGA	FT-FTA	Off	Def	Tot							
04	DREWS, Derek	f	0-2	0-2	0-0	0	2	2	3	0	0	1	0	1	0	18	
24	LAWSON, Donald	c	2-3	0-0	1-1	2	1	3	5	0	0	1	3	0	0	26	
12	RICKS, Andre	g	5-8	4-7	1-2	1	1	2	0	15	0	2	0	0	0	34	
22	REDELL, Michael	g	3-10	2-8	0-2	1	0	1	3	8	5	1	0	0	0	32	
34	GARY, Shawntes	g	0-2	0-0	2-2	0	0	0	0	2	3	0	0	0	0	8	
01	WARD, Demetrius	g	0-1	0-0	3-4	0	0	0	0	3	0	0	0	0	0	7	
03	McLEMORE, Martelle	g	2-3	1-1	1-2	0	1	1	2	6	1	0	0	1	0	13	
20	LOWE, LaMarcus	g	0-1	0-0	0-0	0	1	1	2	0	0	0	0	0	0	11	
23	KOOL, David	g	6-13	0-6	9-10	1	3	4	2	21	2	2	0	0	0	32	
33	WHITFIELD, Flenard	g	1-2	0-0	6-8	1	4	5	3	8	0	0	0	1	0	19	
Team						1	0	1									
Totals			19-45	7-24	23-31	7	13	20	20	68	11	7	3	4	200		
FG % 1st Half:		9-19	47.4%	2nd half:	10-26	38.5%	Game:	19-45	42.2%	Deadball							
3FG % 1st Half:		5-10	50.0%	2nd half:	2-14	14.3%	Game:	7-24	29.2%	Rebounds						4.2	
FT % 1st Half:		6-7	85.7%	2nd half:	17-24	70.8%	Game:	23-31	74.2%	Rebounds						4.2	

Officials: Mike Roberts, James Ferrari, David Walker
Technical fouls: Central Michigan-None, Western Michigan-None.
Attendance: 4214
CMU #20 fouls out at :50.6
WMU #24 fouls out at :17.3
WMU, CMU and Ball State share MAC West title

Score by periods	1st	2nd	Total
Central Michigan	23	48	71
Western Michigan	29	39	68

Points	In	Off	2nd	Fast	Bench
Central Michigan	20	9	16	2	14
Western Michigan	16	8	14	3	38

Last FG - CMU 2nd-01:00, WMU 2nd-00:00.
Largest lead - CMU by 6 2nd-00:08, WMU by 14 2nd-12:14.

Score tied - 4 times.
Lead changed - 7 times.

Official Basketball Box Score -- Game Totals -- Final Statistics

Ohio vs Western Michigan
3/10/09 4:53 PM ET at Quicken Loans Arena, Cleveland, Ohio

Ohio 62 • 15-16; 7-9 MAC

#	Player	Total			3-Ptr			Rebounds			PF	TP	A	TO	Blk	Stl	Min
		FG-FGA	FG-FGA	FT-FTA	FG-FGA	FG-FGA	FT-FTA	Off	Def	Tot							
25	ORR, Justin	f	1-7	0-5	2-2	0	8	8	1	4	1	5	1	1	0	34	
33	TILLMAN, Jerome	f	3-8	2-4	6-8	2	2	4	3	14	2	3	0	0	0	30	
12	VAN KEMPEN, Kenneth	c	1-4	0-0	0-0	0	6	6	2	2	0	0	0	0	0	15	
03	ALLEN, Michael	g	3-8	1-3	5-6	0	2	2	3	12	3	1	0	2	0	35	
24	FREEMAN, Tommy	g	2-3	2-3	0-0	0	0	0	4	6	0	1	0	0	0	23	
01	WASHINGTON, DeVaugh	g	4-7	0-0	4-5	1	4	5	2	12	0	3	0	3	0	28	
02	COLEMAN, Steven	g	4-10	0-2	4-5	0	2	2	3	12	4	0	0	1	0	24	
21	DOBBS, Frankie	g	0-1	0-1	0-0	0	2	2	1	0	1	0	0	0	1	11	
Team						2	4	6									
Totals			18-48	5-18	21-26	5	30	35	19	62	11	13	1	8	200		
FG % 1st Half:		9-26	34.6%	2nd half:	9-22	40.9%	Game:	18-48	37.5%	Deadball							
3FG % 1st Half:		2-10	20.0%	2nd half:	3-8	37.5%	Game:	5-18	27.8%	Rebounds						3.1	
FT % 1st Half:		5-5	100.0%	2nd half:	16-21	76.2%	Game:	21-26	80.8%	Rebounds						3.1	

Western Michigan 55 • 10-21; 7-9 MAC

#	Player	Total			3-Ptr			Rebounds			PF	TP	A	TO	Blk	Stl	Min
		FG-FGA	FG-FGA	FT-FTA	FG-FGA	FG-FGA	FT-FTA	Off	Def	Tot							
33	WHITFIELD, Flenard	f	4-9	0-													



MANNY NEWSOME • G • 5-9 • GARY, IND. • ROOSEVELT

Year	GP-GS	Min	Avg	FG	FGA	Pct	3FG	FGA	Pct	FT	FTA	Pct	REBOUNDS			PF	FO	A	TO	Blk	Stl	Pts	Avg	
													Off	Def	Tot									
1961-62	24	0	0.0	238	531	.448	0	0	.000	102	126	.810	-	-	118	4.9	46	0	0	0	0	0	578	24.1
1962-63	24	0	0.0	229	481	.476	0	0	.000	97	123	.789	-	-	95	4.0	49	0	0	0	0	0	555	23.1
1963-64	24	0	0.0	262	534	.491	0	0	.000	130	150	.867	-	-	77	3.9	39	0	0	0	0	0	654	32.7
TOTAL	68	0	0.0	729	1546	.472	0	0	.000	329	399	.825	-	-	290	4.3	134	0	0	0	0	0	1787	26.3




BOOKER JAMES • G/F • 6-3 • FORT WAYNE, IND. • SNIDER

Year	GP-GS	Min	Avg	FG	FGA	Pct	3FG	FGA	Pct	FT	FTA	Pct	REBOUNDS			PF	FO	A	TO	Blk	Stl	Pts	Avg	
													Off	Def	Tot									
1983-84	26-25	0	0.0	151	356	.424	0	0	.000	69	105	.657	-	-	179	6.9	79	5	59	0	0	47	371	14.3
1984-85	28-28	0	0.0	142	304	.467	0	0	.000	108	153	.706	-	-	206	7.4	104	6	32	0	9	47	392	14.0
1985-86	26-24	0	0.0	134	289	.464	0	0	.000	114	146	.781	-	-	205	7.9	67	5	67	0	5	34	382	14.7
1986-87	27-27	874	32.4	214	432	.495	8	14	.571	162	218	.743	110	164	274	10.1	93	4	53	0	2	57	598	22.1
TOTAL	107-104	NA	NA	641	1381	.464	8	14	.571	453	622	.728	-	-	864	8.1	343	20	211	0	16	185	1743	16.3



JOE REITZ • C • 6-7 • FISHERS, IND. • HAMILTON SOUTHEASTERN

Year	GP-GS	Min	Avg	FG	FGA	Pct	3FG	FGA	Pct	FT	FTA	Pct	REBOUNDS			PF	FO	A	TO	Blk	Stl	Pts	Avg	
													Off	Def	Tot									
2004-05	33-32	763	23.1	110	205	.537	0	0	.000	90	130	.692	79	101	180	5.5	98	2	8	46	5	20	310	9.4
2005-06	31-30	923	29.8	162	306	.529	0	1	.000	155	211	.735	91	139	230	7.4	107	5	20	63	5	15	479	15.5
2006-07	32-32	906	28.3	150	268	.560	0	0	.000	145	219	.662	100	175	275	8.6	91	5	14	72	2	20	445	13.9
2007-08	32-32	925	28.9	146	257	.568	1	1	1.000	186	260	.715	93	161	254	7.9	104	9	28	76	3	10	479	15.0
TOTAL	128-126	3517	27.5	568	1036	.548	1	2	.500	576	820	.702	363	576	939	7.3	400	21	70	257	15	65	1713	13.4




SADDI WASHINGTON • G • 6-2 • LANSING, MICH. • SEXTON

Year	GP-GS	Min	Avg	FG	FGA	Pct	3FG	FGA	Pct	FT	FTA	Pct	REBOUNDS			PF	FO	A	TO	Blk	Stl	Pts	Avg	
													Off	Def	Tot									
1993-94	28-25	926	33.1	138	311	.444	21	71	.296	96	135	.711	43	79	122	4.4	63	2	89	95	8	34	393	14.0
1995-96	17-8	425	25.0	74	158	.468	28	43	.651	33	47	.702	10	31	41	2.4	41	0	31	42	1	26	209	12.3
1996-97	28-28	962	34.4	155	385	.403	38	98	.388	112	134	.836	24	103	127	4.5	59	1	69	69	9	57	460	16.4
1997-98	29-29	1026	35.4	208	469	.443	57	158	.361	153	189	.810	35	88	123	4.2	67	0	69	72	6	56	626	21.6
TOTAL	102-90	3339	32.7	575	1323	.435	144	370	.389	394	505	.780	112	301	413	4.0	230	3	258	278	24	173	1688	16.5



BEN REED • G • 6-3 • BATTLE CREEK, MICH. • CENTRAL

Year	GP-GS	Min	Avg	FG	FGA	Pct	3FG	FGA	Pct	FT	FTA	Pct	REBOUNDS			PF	FO	A	TO	Blk	Stl	Pts	Avg	
													Off	Def	Tot									
2001-02	26-25	835	32.1	128	317	.404	52	144	.361	61	81	.753	64	101	165	6.3	79	6	38	61	3	19	369	14.2
2002-03	30-29	764	25.5	74	217	.341	39	120	.325	34	60	.567	46	85	131	4.4	66	0	51	50	3	17	221	7.4
2003-04	31-31	942	30.4	156	329	.474	74	164	.451	109	138	.790	59	94	153	4.9	56	1	67	68	2	23	495	16.0
2004-05	33-32	1065	32.3	192	427	.450	81	199	.407	118	163	.724	56	148	204	6.2	84	3	70	84	2	17	583	17.7
TOTAL	120-117	3606	30.1	550	1290	.426	246	627	.392	322	442	.729	225	428	653	5.4	285	10	226	263	10	76	1668	13.9



Manny Newsome



Joe Reitz



Booker James




Saddi Washington




Ben Reed





JIM HAVRILLA • C • 6-10 • PORTAGE, IND. • PORTAGE

Year	GP-GS	Min	Avg	FG	FGA	Pct	3FG	FGA	Pct	FT	FTA	Pct	REBOUNDS			PF	FO	A	TO	Blk	Stl	Pts	Avg	
													Off	Def	Tot									
1988-89	28-0	336	12.0	54	117	.462	0	1	.000	30	38	.789	29	54	83	3.0	53	0	15	0	5	5	138	4.9
1989-90	26-26	881	33.9	200	426	.469	1	1	1.000	140	184	.761	63	160	223	8.6	80	0	35	88	24	13	541	20.8
1990-91	27-26	894	33.1	157	320	.491	0	1	.000	148	203	.729	63	156	219	8.1	83	1	30	86	11	10	462	17.1
1991-92	30-30	989	33.0	140	303	.462	2	13	.154	131	185	.708	66	179	245	8.2	82	0	37	77	8	19	413	13.8
TOTAL	111-82	3100	27.9	551	1166	.473	3	16	.188	449	610	.736	221	549	770	6.9	298	1	117	251	48	47	1554	14.0




DAVID KOOL • G • 6-3 • GRAND RAPIDS, MICH. • GRAND RAPIDS SOUTH CHRISTIAN

Year	GP-GS	Min	Avg	FG	FGA	Pct	3FG	FGA	Pct	FT	FTA	Pct	REBOUNDS			PF	FO	A	TO	Blk	Stl	Pts	Avg	
													Off	Def	Tot									
2006-07	29-23	757	26.1	96	220	.436	39	93	.419	99	108	.917	13	73	86	3.0	45	0	48	47	0	34	330	11.4
2007-08	32-31	1032	32.2	158	378	.418	71	189	.376	136	159	.855	12	91	103	3.2	68	2	75	78	2	27	523	16.3
2008-09	31-30	1058	34.1	168	429	.392	58	195	.297	161	180	.894	15	112	127	4.1	72	2	62	84	0	44	555	17.9
TOTAL	92-84	2847	30.9	422	1027	.411	168	477	.352	396	447	.886	40	276	316	3.4	185	4	185	209	2	105	1408	15.3



GENE FORD • F • 6-5 • CHICAGO, ILL. • CRANE

Year	GP-GS	Min	Avg	FG	FGA	Pct	3FG	FGA	Pct	FT	FTA	Pct	REBOUNDS			PF	FO	A	TO	Blk	Stl	Pts	Avg	
													Off	Def	Tot									
1966-67	23	0	0.0	133	329	.404	0	0	.000	55	85	.647	-	-	184	8.0	65	3	0	0	0	0	321	14.0
1967-68	24	0	0.0	173	364	.475	0	0	.000	106	150	.707	-	-	239	10.0	75	4	0	0	0	0	452	18.8
1968-69	24	0	0.0	237	498	.476	0	0	.000	146	206	.709	-	-	230	9.6	63	2	0	0	0	0	620	25.8
TOTAL	71	0	0.0	543	1191	.456	0	0	.000	307	441	.696	-	-	653	9.2	203	9	0	0	0	0	1393	19.6




REGGIE LACEFIELD • F • 6-5 • GARY, IND. • ROOSEVELT

Year	GP-GS	Min	Avg	FG	FGA	Pct	3FG	FGA	Pct	FT	FTA	Pct	REBOUNDS			PF	FO	A	TO	Blk	Stl	Pts	Avg	
													Off	Def	Tot									
1965-66	21	0	0.0	142	335	.424	0	0	.000	101	148	.682	-	-	228	10.9	74	4	0	0	0	0	385	18.3
1966-67	24	0	0.0	163	343	.475	0	0	.000	85	133	.639	-	-	259	10.8	89	6	0	0	0	0	411	17.1
1967-68	24	0	0.0	198	385	.514	0	0	.000	97	158	.614	-	-	266	11.1	74	2	0	0	0	0	493	20.5
TOTAL	69	0	0.0	503	1063	.473	0	0	.000	283	439	.645	-	-	753	10.9	237	12	0	0	0	0	1289	18.7



EDGAR BLAIR • C • 6-5 • RIVER ROUGE, MICH. • RIVER ROUGE

Year	GP-GS	Min	Avg	FG	FGA	Pct	3FG	FGA	Pct	FT	FTA	Pct	REBOUNDS			PF	FO	A	TO	Blk	Stl	Pts	Avg	
													Off	Def	Tot									
1956-57	18	0	0.0	115	269	.428	0	0	.000	72	104	.692	-	-	191	10.6	43	0	0	0	0	0	302	16.8
1957-58	24	0	0.0	173	487	.355	0	0	.000	152	196	.776	-	-	324	13.5	61	0	0	0	0	0	498	20.8
1958-59	22	0	0.0	195	450	.433	0	0	.000	93	117	.795	-	-	285	13.0	55	0	0	0	0	0	483	22.0
TOTAL	64	0	0.0	483	1206	.400	0	0	.000	317	417	.760	-	-	800	12.5	159	0	0	0	0	0	1283	20.0



Jim Havrilla




David Kool



Reggie Lacefield




Gene Ford




JOEL BURNS • G • 6-1 • RACINE, WIS. • HORLICK

Year	GP-GS	Min	Avg	FG	FGA	Pct	3FG	FGA	Pct	FT	FTA	Pct	REBOUNDS			Avg	PF	FO	A	TO	Blk	Stl	Pts	Avg
													Off	Def	Tot									
1993-94	28-8	631	22.5	80	197	.406	50	128	.391	20	30	.667	8	29	37	1.3	31	0	37	26	2	11	230	8.2
1994-95	27-27	866	32.1	158	303	.521	53	115	.461	42	56	.750	11	42	53	2.0	25	0	42	25	0	25	411	15.2
1995-96	27-26	846	31.3	106	256	.414	38	107	.355	31	37	.838	5	34	39	1.4	20	0	46	38	1	22	281	10.4
1996-97	28-23	831	29.7	109	235	.464	40	93	.430	45	53	.849	13	52	65	2.3	26	0	46	36	0	19	303	10.8
TOTAL	110-84	3174	28.9	453	991	.457	181	443	.409	138	176	.784	37	157	194	1.8	102	0	171	125	3	77	1225	11.1




LEON MCGEE • G • 6-2 • BATTLE CREEK, MICH. • CENTRAL • MICHIGAN TECH

Year	GP-GS	Min	Avg	FG	FGA	Pct	3FG	FGA	Pct	FT	FTA	Pct	REBOUNDS			Avg	PF	FO	A	TO	Blk	Stl	Pts	Avg
													Off	Def	Tot									
1991-92	30-30	943	31.4	161	316	.509	0	2	.000	131	171	.766	53	76	129	4.3	84	2	82	127	11	34	453	15.1
1992-93	29-28	788	27.2	146	321	.455	5	15	.333	118	146	.808	45	59	104	3.6	77	2	53	77	8	35	415	14.3
1993-94	18-17	576	32.0	113	247	.457	18	42	.429	105	147	.714	20	46	66	3.7	46	0	62	79	6	36	349	19.4
TOTAL	77-75	2307	30.0	420	884	.475	23	59	.390	354	464	.763	118	181	299	3.9	207	4	197	283	25	105	1217	15.8



KENNY CUNNINGHAM • G • 6-2 • TOLEDO, OHIO • ROGERS • MONROE COUNTY CC (MICH.)

Year	GP-GS	Min	Avg	FG	FGA	Pct	3FG	FGA	Pct	FT	FTA	Pct	REBOUNDS			Avg	PF	FO	A	TO	Blk	Stl	Pts	Avg
													Off	Def	Tot									
1978-79	30-26	0	0.0	241	471	.512	0	0	.000	95	121	.785	-	-	61	2.0	88	2	53	0	0	0	577	19.2
1979-80	26-26	0	0.0	267	529	.505	0	0	.000	96	111	.865	-	-	103	4.0	72	2	36	0	0	0	630	24.2
TOTAL	56-52	0	0.0	508	1000	.508	0	0	.000	191	232	.823	-	-	164	2.9	160	4	89	0	0	0	1207	21.6



JEFF TYSON • F • 6-3 • FOSTORIA, OHIO • FOSTORIA

Year	GP-GS	Min	Avg	FG	FGA	Pct	3FG	FGA	Pct	FT	FTA	Pct	REBOUNDS			Avg	PF	FO	A	TO	Blk	Stl	Pts	Avg
													Off	Def	Tot									
1973-74	26-26	0	0.0	136	305	.446	0	0	.000	35	56	.625	-	-	168	6.5	72	3	47	0	0	0	307	11.8
1974-75	26-26	0	0.0	165	364	.453	0	0	.000	68	91	.747	-	-	141	5.4	78	3	56	0	0	0	398	15.3
1975-76	28-28	0	0.0	212	425	.499	0	0	.000	77	109	.706	-	-	132	4.7	83	3	63	0	0	0	501	17.9
TOTAL	80-80	0	0.0	513	1094	.469	0	0	.000	180	256	.703	-	-	441	5.5	233	9	166	0	0	0	1206	15.1




ANTHONY KANN • F • 6-7 • DAVISON, MICH. • DAVISON

Year	GP-GS	Min	Avg	FG	FGA	Pct	3FG	FGA	Pct	FT	FTA	Pct	REBOUNDS			Avg	PF	FO	A	TO	Blk	Stl	Pts	Avg
													Off	Def	Tot									
2000-01	28-11	586	20.9	65	131	.496	0	1	.000	24	37	.649	75	83	158	5.6	88	2	21	33	6	29	154	5.5
2001-02	29-21	697	24.0	98	169	.580	5	11	.455	40	54	.741	93	116	209	7.2	104	11	31	38	17	41	241	8.3
2002-03	30-30	938	31.3	159	309	.515	9	22	.409	106	152	.697	104	159	263	8.8	98	4	40	70	13	59	433	14.4
2003-04	30-30	761	25.4	134	276	.486	6	17	.353	104	137	.759	88	128	216	7.2	92	4	37	52	7	48	378	12.6
TOTAL	117-92	2982	25.5	456	885	.515	20	51	.392	274	380	.721	360	486	846	7.2	382	21	129	193	43	177	1206	10.3



Joel Burns



Leon McGee



Jeff Tyson




Anthony Kann




TOM CUTTER • F • 6-8 • LAFAYETTE, IND. • LAFAYETTE CENTRAL CATHOLIC

Year	GP-GS	Min	Avg	FG	FGA	Pct	3FG	FGA	Pct	FT	FTA	Pct	REBOUNDS												
													Off	Def	Tot	Avg	PF	FO	A	TO	Blk	Stl	Pts	Avg	
1973-74	25-1	0	0.0	57	115	.496	0	0	.000	41	62	.661	-	-	126	5.0	47	0	15	0	0	0	0	155	6.2
1974-75	26-26	0	0.0	134	224	.598	0	0	.000	52	69	.754	-	-	236	9.1	74	4	59	0	0	0	0	320	12.3
1975-76	28-28	0	0.0	140	217	.645	0	0	.000	82	108	.759	-	-	298	10.6	84	2	57	0	0	0	0	362	12.9
1976-77	27-27	0	0.0	128	215	.595	0	0	.000	85	113	.752	-	-	287	10.6	84	7	68	0	0	0	0	341	12.6
TOTAL	106-82	0	0.0	459	771	.595	0	0	.000	260	352	.739	-	-	947	8.9	289	13	199	0	0	0	0	1178	11.1




BEN HANDLOGTEN • C • 6-9 • BYRON CENTER, MICH. • GRAND RAPIDS SOUTH CHRISTIAN

Year	GP-GS	Min	Avg	FG	FGA	Pct	3FG	FGA	Pct	FT	FTA	Pct	REBOUNDS											
													Off	Def	Tot	Avg	PF	FO	A	TO	Blk	Stl	Pts	Avg
1992-93	27-10	512	19.0	66	118	.559	0	0	.000	27	50	.540	59	94	153	5.7	64	2	19	41	28	22	159	5.9
1993-94	28-27	687	24.5	98	219	.447	1	1	1.000	51	74	.689	64	134	198	7.1	92	3	21	67	21	36	248	8.9
1994-95	27-26	787	29.1	133	250	.532	0	0	.000	69	113	.611	95	149	244	9.0	99	7	41	79	26	45	335	12.4
1995-96	27-27	845	31.3	154	257	.599	1	1	1.000	116	173	.671	0	238	238	8.8	76	6	43	80	41	39	425	15.7
TOTAL	109-90	2831	26.0	451	844	.534	2	2	1.000	263	410	.641	218	615	833	7.6	331	18	124	267	116	142	1167	10.7



RASHOD JOHNSON • G • 6-2 • TOLEDO, OHIO • ROGERS

Year	GP-GS	Min	Avg	FG	FGA	Pct	3FG	FGA	Pct	FT	FTA	Pct	REBOUNDS											
													Off	Def	Tot	Avg	PF	FO	A	TO	Blk	Stl	Pts	Avg
1994-95	27-0	458	17.0	71	156	.455	9	26	.346	25	51	.490	12	24	36	1.3	74	3	59	80	4	35	176	6.5
1995-96	25-4	424	17.0	60	129	.465	8	22	.364	26	46	.565	6	24	30	1.2	75	0	64	64	2	25	154	6.2
1996-97	26-10	567	21.8	96	194	.495	14	40	.350	54	77	.701	13	50	63	2.4	79	4	62	62	4	40	260	10.0
1997-98	29-21	832	28.7	189	415	.455	84	194	.433	91	118	.771	16	51	67	2.3	102	6	71	80	10	56	553	19.1
TOTAL	107-35	2281	21.3	416	894	.465	115	282	.408	196	292	.671	47	149	196	1.8	330	13	256	286	20	156	1143	10.7



JACK SMITH • F • 6-4 • GROSSE POINTE, MICH. • GROSSE POINTE

Year	GP-GS	Min	Avg	FG	FGA	Pct	3FG	FGA	Pct	FT	FTA	Pct	REBOUNDS												
													Off	Def	Tot	Avg	PF	FO	A	TO	Blk	Stl	Pts	Avg	
1954-55	22	0	0.0	86	223	.386	0	0	.000	63	98	.643	-	-	0	0.0	0	0	0	0	0	0	0	235	10.7
1955-56	22	0	0.0	178	403	.442	0	0	.000	89	127	.701	-	-	288	13.1	62	2	0	0	0	0	0	445	20.2
1956-57	22	0	0.0	170	394	.431	0	0	.000	117	160	.731	-	-	239	10.9	59	0	0	0	0	0	0	457	20.8
TOTAL	66	0	0.0	434	1020	.425	0	0	.000	269	385	.699	-	-	527	8.0	121	2	0	0	0	0	0	1137	17.2



ROBBY COLLUM • G • 6-1 • RACINE, WIS. • CASE • KANKAKEE CC (ILL.)

Year	GP-GS	Min	Avg	FG	FGA	Pct	3FG	FGA	Pct	FT	FTA	Pct	REBOUNDS											
													Off	Def	Tot	Avg	PF	FO	A	TO	Blk	Stl	Pts	Avg
2000-01	27-26	842	31.2	84	239	.351	42	131	.321	41	60	.683	25	80	105	3.9	70	2	90	55	2	44	251	9.3
2001-02	30-30	1001	33.4	137	345	.397	62	166	.373	127	147	.864	20	87	107	3.6	87	3	136	63	3	72	463	15.4
2002-03	31-30	1021	32.9	124	341	.364	57	170	.335	117	141	.830	19	77	96	3.1	83	2	125	73	2	83	422	13.6
TOTAL	88-86	2864	32.5	345	925	.373	161	467	.345	285	348	.819	64	244	308	3.5	240	7	351	191	7	199	1136	12.9



Tom Cutter



Ben Handlogten



Rashod Johnson



Robby Collum



DON BOVEN • C • 6-3 • KALAMAZOO, MICH.

Year	GP-GS	Min	Avg	FG	FGA	Pct	3FG	FGA	Pct	FT	FTA	Pct	REBOUNDS			PF	FO	A	TO	Blk	Stl	Pts	Avg	
													Off	Def	Tot									
1945-46	22	0	0.0	71	0	.000	0	0	.000	35	80	.438	-	-	0	0.0	0	0	0	0	0	0	177	8.0
1946-47	24	0	0.0	84	0	.000	0	0	.000	97	145	.669	-	-	0	0.0	0	0	0	0	0	0	265	11.0
1947-48	21	0	0.0	97	0	.000	0	0	.000	96	161	.596	-	-	0	0.0	0	0	0	0	0	0	290	13.8
1948-49	22	0	0.0	124	0	.000	0	0	.000	119	194	.613	-	-	0	0.0	0	0	0	0	0	0	367	16.7
TOTAL	89	0	0.0	376	0	.000	0	0	.000	347	580	.598	-	-	0	0.0	0	0	0	0	0	0	1099	12.3



EARL JENKINS • F • 6-7 • DETROIT, MICH. • CASS TECH

Year	GP-GS	Min	Avg	FG	FGA	Pct	3FG	FGA	Pct	FT	FTA	Pct	REBOUNDS			PF	FO	A	TO	Blk	Stl	Pts	Avg	
													Off	Def	Tot									
1968-69	24	0	0.0	131	267	.491	0	0	.000	41	81	.506	-	-	247	10.3	102	15	0	0	0	0	303	12.6
1969-70	23-22	0	0.0	131	300	.437	0	0	.000	83	128	.648	-	-	205	8.9	84	11	0	0	0	0	345	15.0
1970-71	24-24	0	0.0	186	371	.501	0	0	.000	78	127	.614	-	-	300	12.5	89	9	0	0	0	0	450	18.8
TOTAL	71-46	0	0.0	448	938	.478	0	0	.000	202	336	.601	-	-	752	10.6	275	35	0	0	0	0	1098	15.5




PAUL GRIFFIN • F • 6-9 • SHELBY, MICH. • SHELBY

Year	GP-GS	Min	Avg	FG	FGA	Pct	3FG	FGA	Pct	FT	FTA	Pct	REBOUNDS			PF	FO	A	TO	Blk	Stl	Pts	Avg	
													Off	Def	Tot									
1972-73	25-20	0	0.0	91	177	.514	0	0	.000	36	76	.474	-	-	220	8.8	78	8	26	0	0	0	218	8.7
1973-74	26-26	0	0.0	109	186	.586	0	0	.000	62	96	.646	-	-	252	9.7	95	6	47	0	0	0	280	10.8
1974-75	26-26	0	0.0	106	188	.564	0	0	.000	65	87	.747	-	-	259	10.0	85	5	101	0	0	0	277	10.7
1975-76	28-28	0	0.0	115	192	.599	0	0	.000	73	100	.730	-	-	277	9.9	82	5	84	0	0	0	303	10.8
TOTAL	105-100	0	0.0	421	743	.567	0	0	.000	236	359	.657	-	-	1008	9.6	340	24	258	0	0	0	1078	10.3



SEAN WIGHTMAN • F • 6-6 • RICHMOND, MICH. • RICHMOND • ILLINOIS STATE

Year	GP-GS	Min	Avg	FG	FGA	Pct	3FG	FGA	Pct	FT	FTA	Pct	REBOUNDS			PF	FO	A	TO	Blk	Stl	Pts	Avg	
													Off	Def	Tot									
1990-91	27-27	910	33.7	178	356	.500	28	69	.406	38	53	.717	18	60	78	2.9	76	2	52	60	7	20	422	15.6
1991-92	30-4	586	19.5	104	184	.565	48	76	.632	29	35	.829	19	46	65	2.2	38	0	28	38	4	11	285	9.5
1992-93	29-4	604	20.8	120	247	.486	63	129	.488	58	65	.892	10	28	38	1.3	49	0	21	40	3	18	361	12.4
TOTAL	86-35	2100	24.4	402	787	.511	139	274	.507	125	153	.817	47	134	181	2.1	163	2	101	138	14	49	1068	12.4




HAROLD GENSICHEN • F • 6-0 • SOUTH BEND, IND. • CENTRAL


Year	GP-GS	Min	Avg	FG	FGA	Pct	3FG	FGA	Pct	FT	FTA	Pct	REBOUNDS			PF	FO	A	TO	Blk	Stl	Pts	Avg	
													Off	Def	Tot									
1941-42	20	0	0.0	170	0	.000	0	0	.000	60	95	.632	-	-	0	0.0	0	0	0	0	0	0	400	20.0
1942-43	19	0	0.0	128	0	.000	0	0	.000	45	67	.672	-	-	0	0.0	0	0	0	0	0	0	301	15.8
1946-47	24	0	0.0	147	0	.000	0	0	.000	71	111	.640	-	-	0	0.0	0	0	0	0	0	0	365	15.2
TOTAL	63	0	0.0	445	0	.000	0	0	.000	176	273	.645	-	-	0	0.0	0	0	0	0	0	0	1066	16.9



Sean Wightman



Paul Griffin



Earl Jenkins



Harold Gensichen



MIKE STEELE • C • 6-5 • TOLEDO, OHIO • J.W. SCOTT

Year	GP-GS	Min	Avg	FG	FGA	Pct	3FG	FGA	Pct	FT	FTA	Pct	REBOUNDS													
													Off	Def	Tot	Avg	PF	F0	A	TO	Blk	Stl	Pts	Avg		
1971-72	24-23	0	0.0	133	279	.477	0	0	.000	93	136	.684	-	-	206	8.6	76	3	0	0	0	0	0	0	359	15.0
1972-73	26-23	0	0.0	160	402	.398	0	0	.000	66	119	.555	-	-	161	6.2	83	4	28	0	0	0	0	0	386	14.8
1973-74	25-25	0	0.0	118	291	.405	0	0	.000	78	126	.619	-	-	166	6.6	73	2	27	0	0	0	0	314	12.6	
TOTAL	75-71	0	0.0	411	972	.423	0	0	.000	237	381	.622	-	-	533	7.1	232	9	55	0	0	0	0	1059	14.1	




BOB ADAMS • G • 6-0 • SOUTH BEND, IND. • CENTRAL

Year	GP-GS	Min	Avg	FG	FGA	Pct	3FG	FGA	Pct	FT	FTA	Pct	REBOUNDS													
													Off	Def	Tot	Avg	PF	F0	A	TO	Blk	Stl	Pts	Avg		
1949-50	22	0	0.0	152	0	.000	0	0	.000	58	94	.617	-	-	0	0.0	0	0	0	0	0	0	0	0	362	16.5
1950-51	22	0	0.0	122	367	.332	0	0	.000	61	94	.649	-	-	0	0.0	0	0	0	0	0	0	0	0	305	13.9
1951-52	24	0	0.0	156	465	.335	0	0	.000	67	97	.691	-	-	132	5.5	0	0	39	0	0	0	0	0	379	15.8
TOTAL	68	0	0.0	430	832	.517	0	0	.000	186	285	.653	-	-	132	1.9	0	0	39	0	0	0	0	0	1046	15.4




MARK BROWN • G • 6-0 • HASTINGS, MICH. • HASTINGS • MICHIGAN STATE

Year	GP-GS	Min	Avg	FG	FGA	Pct	3FG	FGA	Pct	FT	FTA	Pct	REBOUNDS											
													Off	Def	Tot	Avg	PF	F0	A	TO	Blk	Stl	Pts	Avg
1987-88	23-23	772	33.6	158	326	.485	61	129	.473	73	93	.785	10	44	54	2.3	47	0	52	0	3	19	450	19.6
1988-89	18-15	534	29.7	79	171	.462	37	86	.430	33	47	.702	12	38	50	2.8	24	1	34	0	1	11	228	12.7
1989-90	23-19	684	29.7	115	252	.456	67	139	.482	64	78	.821	14	29	43	1.9	52	0	60	49	2	25	361	15.7
TOTAL	64-57	1990	31.1	352	749	.470	165	354	.466	170	218	.780	36	111	147	2.3	123	1	146	49	6	55	1039	16.2




SHAWNTÉS GARY • G • 6-2 • ELKHART, IND. • CONCORD

Year	GP-GS	Min	Avg	FG	FGA	Pct	3FG	FGA	Pct	FT	FTA	Pct	REBOUNDS											
													Off	Def	Tot	Avg	PF	F0	A	TO	Blk	Stl	Pts	Avg
2005-06	31-21	539	17.4	40	109	.367	10	45	.222	23	38	.605	16	45	61	2.0	54	1	19	33	3	15	113	3.6
2006-07	32-32	843	26.3	104	246	.423	18	46	.391	99	130	.762	42	72	114	3.6	103	4	40	68	13	38	325	10.2
2007-08	32-30	829	25.9	93	232	.401	22	62	.355	73	95	.768	53	118	171	5.3	83	3	25	52	19	30	281	8.8
2008-09	31-31	801	25.8	106	247	.429	11	43	.256	95	129	.736	51	111	162	5.2	98	7	48	51	11	27	318	10.3
TOTAL	126-114	3012	23.9	343	834	.411	61	196	.311	290	392	.740	162	346	508	4.0	338	15	132	204	46	110	1037	8.2



JASPER McELROY • F • 6-5 • CHICAGO, ILL. • ST. MICHAEL'S • JACKSON CC (MICH.)

Year	GP-GS	Min	Avg	FG	FGA	Pct	3FG	FGA	Pct	FT	FTA	Pct	REBOUNDS												
													Off	Def	Tot	Avg	PF	F0	A	TO	Blk	Stl	Pts	Avg	
1980-81	28-28	0	0.0	189	345	.548	0	0	.000	96	147	.653	-	-	153	5.5	89	5	45	0	0	0	0	474	16.9
1981-82	29-29	0	0.0	220	410	.537	0	0	.000	121	154	.786	-	-	214	7.4	91	2	50	0	0	0	0	561	19.3
TOTAL	57-57	0	0.0	409	755	.542	0	0	.000	217	301	.721	-	-	367	6.4	180	7	95	0	0	0	0	1035	18.2




Mark Steele



Shawntés Gary



Jasper McElroy




Mark Brown



BOB BOLTON • C • 6-10 • BATTLE CREEK, MICH. • LAKEVIEW

Year	GP-GS	Min	Avg	FG	FGA	Pct	3FG	FGA	Pct	FT	FTA	Pct	REBOUNDS				PF	FO	A	TO	Blk	Stl	Pts	Avg		
													Off	Def	Tot	Avg										
1958-59	6	0	0.0	34	88	.386	0	0	.000	28	41	.683	-	-	64	10.7	24	0	0	0	0	0	0	0	96	16.0
1959-60	24	0	0.0	100	241	.415	0	0	.000	67	110	.609	-	-	241	10.0	60	0	0	0	0	0	0	0	267	11.1
1960-61	24	0	0.0	154	388	.397	0	0	.000	141	202	.698	-	-	313	13.0	62	0	0	0	0	0	0	0	449	18.7
1961-62	16	0	0.0	77	189	.407	0	0	.000	64	87	.736	-	-	116	7.3	50	0	0	0	0	0	0	0	218	13.6
TOTAL	70	0	0.0	365	906	.403	0	0	.000	300	440	.682	-	-	734	10.5	196	0	0	0	0	0	0	0	1030	14.7



DARRICK BROOKS • G • 6-0 • KANKAKEE, ILL. • KANKAKEE

Year	GP-GS	Min	Avg	FG	FGA	Pct	3FG	FGA	Pct	FT	FTA	Pct	REBOUNDS				PF	FO	A	TO	Blk	Stl	Pts	Avg
													Off	Def	Tot	Avg								
1989-90	23-17	530	23.0	77	188	.410	49	114	.430	23	31	.742	18	34	52	2.3	46	0	39	42	2	16	226	9.8
1990-91	26-26	706	27.2	84	207	.406	31	77	.403	47	67	.701	16	58	74	2.8	77	6	93	78	1	36	246	9.5
1991-92	26-26	728	28.0	97	220	.441	50	113	.442	51	78	.654	11	42	53	2.0	69	2	38	37	2	48	295	11.3
1992-93	28-7	574	20.5	81	193	.420	41	110	.373	45	67	.672	26	39	65	2.3	55	2	34	28	1	46	248	8.9
TOTAL	103-76	2538	24.6	339	808	.420	171	414	.413	166	243	.683	71	173	244	2.4	247	10	204	185	6	146	1015	9.9



Darrick Brooks



RON JACKSON • C • 6-6 • KALAMAZOO, MICH. • CENTRAL

Year	GP-GS	Min	Avg	FG	FGA	Pct	3FG	FGA	Pct	FT	FTA	Pct	REBOUNDS				PF	FO	A	TO	Blk	Stl	Pts	Avg		
													Off	Def	Tot	Avg										
1951-52	24	0	0.0	103	302	.341	0	0	.000	61	106	.575	-	-	212	8.8	0	0	24	0	0	0	0	0	267	11.1
1952-53	21	0	0.0	127	384	.331	0	0	.000	76	111	.685	-	-	259	12.3	0	0	0	0	0	0	0	330	15.7	
1953-54	21	0	0.0	167	515	.324	0	0	.000	80	130	.615	-	-	0	0.0	0	0	0	0	0	0	0	414	19.7	
TOTAL	66	0	0.0	397	1201	.331	0	0	.000	217	347	.625	-	-	471	7.1	0	0	24	0	0	0	0	0	1011	15.3



JASON BLACK • G • 6-1 • HOLT, MICH. • HOLT


Year	GP-GS	Min	Avg	FG	FGA	Pct	3FG	FGA	Pct	FT	FTA	Pct	REBOUNDS				PF	FO	A	TO	Blk	Stl	Pts	Avg
													Off	Def	Tot	Avg								
1994-95	27-27	815	30.2	116	322	.360	32	119	.269	90	111	.811	17	38	55	2.0	34	0	60	63	6	39	354	13.1
1995-96	27-25	855	31.7	127	318	.399	51	140	.364	111	135	.822	0	64	64	2.4	37	1	81	71	3	37	416	15.4
1996-97	28-4	562	20.1	72	182	.396	30	80	.375	65	76	.855	3	37	40	1.4	31	0	55	51	2	15	239	8.5
TOTAL	82-56	2232	27.2	315	822	.383	113	339	.333	266	322	.826	20	139	159	1.9	102	1	196	185	11	91	1009	12.3



Jason Black

1,000-POINT CLUB





Manny Newsome is WMU's all-time leading scorer with 1,786 points.

1,000-Point Scorers

1.	1787	Manny Newsome	1961-64
2.	1743	Booker James	1983-87
3.	1713	Joe Reitz	2004-08
4.	1688	Saddi Washington	1993-94, 95-98
5.	1668	Ben Reed	2001-05
6.	1554	Jim Havrilla	1988-92
7.	1408	David Kool	2006-present
8.	1393	Gene Ford	1966-69
9.	1289	Reggie Lacefield	1965-68
10.	1283	Edgar Blair	1956-59
11.	1225	Joel Burns	1993-97
12.	1217	Leon McGee	1991-94
13.	1207	Kenny Cunningham	1978-80
14.	1206	Jeff Tyson	1973-76
	1206	Anthony Kann	2000-04
16.	1178	Tom Cutter	1973-77
17.	1167	Ben Handlogten	1992-96
18.	1143	Rashod Johnson	1994-98
19.	1137	Jack Smith	1954-57
20.	1136	Robby Collum	2000-03
21.	1099	Don Boven	1945-49
22.	1098	Earl Jenkins	1968-71
23.	1078	Paul Griffin	1972-76
24.	1068	Sean Wightman	1990-93
25.	1066	Harold Gensichen	1941-43, 46-47
26.	1059	Mike Steele	1971-74
27.	1046	Bob Adams	1949-52
28.	1039	Mark Brown	1987-90
29.	1037	Shawntés Gary	2005-09
30.	1035	Jasper McElroy	1980-82
31.	1030	Bob Bolton	1958-62
32.	1015	Darrick Brooks	1989-93
33.	1011	Ron Jackson	1951-54
34.	1009	Jason Black	1994-97

Scoring Average

1.	26.3	Manny Newsome	1961-64 (68 gms)
2.	21.6	Kenny Cunningham	1978-80 (56 gms)
3.	20.0	Edgar Blair	1956-59 (64 gms)
4.	19.6	Gene Ford	1966-69 (71 gms)
5.	18.7	Reggie Lacefield	1965-68 (69 gms)
6.	18.7	Ron Robinson	1959-61 (40 gms)
7.	18.4	Walker D. Russell	1980-82 (46 gms)
8.	18.2	Jasper McElroy	1980-82 (57 gms)
9.	18.1	Tony Barksdale	1998-00 (50 gms)
10.	17.7	Donald Petties	1984-86 (51 gms)

Field Goals

1.	729	Manny Newsome	1961-64
2.	641	Booker James	1983-87
3.	575	Saddi Washington	1993-94, 95-98
4.	568	Joe Reitz	2004-08
5.	551	Jim Havrilla	1988-92
6.	550	Ben Reed	2001-05
7.	543	Gene Ford	1966-69
8.	513	Jeff Tyson	1973-76
9.	508	Kenny Cunningham	1978-80
10.	503	Reggie Lacefield	1965-68

Field Goal Attempts

1.	1546	Manny Newsome	1961-64
2.	1381	Booker James	1983-87
3.	1323	Saddi Washington	1993-94, 95-98
4.	1290	Ben Reed	2001-05
5.	1206	Edgar Blair	1956-59
6.	1201	Ron Jackson	1951-54
7.	1191	Gene Ford	1966-69
8.	1166	Jim Havrilla	1988-92
9.	1094	Jeff Tyson	1973-76
10.	1063	Reggie Lacefield	1965-68

Field Goal Percentage (Min. 3.0 made/gm)

1.	.595 (459-771)	Tom Cutter	1973-77
2.	.593 (176-297)	Russ DesErmia	1995-97
3.	.567 (421-743)	Paul Griffin	1972-76
4.	.548 (568-1036)	Joe Reitz	2004-08
5.	.542 (409-755)	Jasper McElroy	1980-82
6.	.534 (451-844)	Ben Handlogten	1992-96
7.	.534 (387-725)	Mike Williams	2002-04
8.	.531 (397-747)	Tony Baumgardt	1985-89
9.	.531 (181-341)	Shaun Jackson	1997-99
10.	.521 (255-489)	Steve Riikonen	1986-88

3-Point Field Goals Made

1.	246	Ben Reed	2001-05
2.	181	Joel Burns	1993-97
3.	171	Darrick Brooks	1989-93
4.	170	Derek Drews	2005-09
5.	168	David Kool	2006-present
6.	165	Mark Brown	1987-90
7.	161	Robby Collum	2000-03
8.	144	Saddi Washington	1993-94, 95-98
9.	139	Sean Wightman	1990-93
	139	Reggie Berry	2000-04

3-Point Field Goal Attempts

1.	627	Ben Reed	2001-05
2.	477	David Kool	2006-present
3.	467	Robby Collum	2000-03
4.	443	Joel Burns	1993-97
5.	433	Derek Drews	2005-09
6.	414	Darrick Brooks	1989-93
7.	391	Reggie Berry	2000-04
8.	370	Saddi Washington	1993-94, 95-98
9.	354	Mark Brown	1987-90
10.	339	Jason Black	1994-97

3-Point Field Goal Percentage (Min. 1 made/gm)

1.	.507 (139-274)	Sean Wightman	1990-93
2.	.476 (70-147)	Eli Parker	1987-89
3.	.466 (165-354)	Mark Brown	1987-90
4.	.413 (171-414)	Darrick Brooks	1989-93
5.	.409 (128-313)	Levi Rost	2003-05
6.	.409 (181-443)	Joel Burns	1993-97
7.	.408 (115-282)	Rashod Johnson	1994-98
8.	.393 (170-433)	Derek Drews	2005-09
9.	.392 (246-627)	Ben Reed	2001-05
10.	.389 (144-370)	S. Washington	1993-94, 95-98

Free Throws Made

1.	576	Joe Reitz	2004-08
2.	453	Booker James	1983-87
3.	449	Jim Havrilla	1988-92
4.	396	David Kool	2006-present
5.	394	Saddi Washington	1993-94, 95-98
6.	354	Leon McGee	1991-94
7.	347	Don Boven	1945-49
8.	329	Manny Newsome	1961-64
9.	322	Ben Reed	2001-05
10.	317	Edgar Blair	1956-59



Free Throw Attempts

1.	820	Joe Reitz	2004-08
2.	622	Booker James	1983-87
3.	610	Jim Havrilla	1988-92
4.	580	Don Boven	1945-49
5.	505	Saddi Washington	1993-94, 95-98
6.	464	Leon McGee	1991-94
7.	447	David Kool	2006-present
8.	442	Ben Reed	2001-05
9.	441	Gene Ford	1966-69
10.	440	Bob Bolton	1958-62

Assists

1.	427	Billy Stanback	1986-90
2.	406	Brian Snider	2002-06
3.	391	Todd Dietrich	1977-81
4.	373	Jim Kurzen	1972-76
5.	358	Michael Redell	2006-09
6.	351	Robby Collum	2000-03
7.	317	Rickey Willis	2001-05
8.	291	Rod Brown	1998-00
9.	258	Paul Griffin	1972-76
		Saddi Washington	1993-94, 95-98

Games Played

1.	128	Joe Reitz	2004-08
2.	126	Shawntés Gary	2005-09
3.	124	Derek Drews	2005-09
4.	123	Rickey Willis	2001-05
5.	121	Andrew Hershberger	2004-08
6.	120	Ben Reed	2001-05
	120	Andre Ricks	2005-09
8.	119	Brian Snider	2002-06
9.	118	Reggie Berry	2000-04
10.	117	Anthony Kann	2000-04

Free Throw Percentage (Min. 2.0 made/gm)

1.	.905 (86-95)	Kylo Jones	1997-99
2.	.886 (396-447)	David Kool	2006-present
3.	.829 (247-298)	Billy Stanback	1986-90
4.	.826 (266-322)	Jason Black	1994-97
5.	.825 (329-399)	Manny Newsome	1961-64
6.	.823 (191-232)	K. Cunningham	1978-80
7.	.821 (193-235)	Donald Petties	1984-86
8.	.819 (285-348)	Robby Collum	2000-03
9.	.812 (108-133)	Thadus Williams	1998-00
10.	.808 (168-208)	Walker D. Russell	1980-82

Assists Average

1.	5.6	Rod Brown	1998-00 (56 gms)
2.	4.7	Walker D. Russell	1980-82 (46 gms)
3.	4.7	Dan Zachary	1984-86 (53 gms)
4.	4.0	Todd Dietrich	1977-81 (97 gms)
5.	4.0	Robby Collum	2000-03 (88 gms)
6.	3.9	Billy Stanback	1986-90 (110 gms)
7.	3.8	Michael Redell	2006-09 (95 gms)
8.	3.5	Jim Kurzen	1972-76 (106 gms)
9.	3.4	Brian Snider	2002-06 (119 gms)
10.	3.0	Ebon Sanders	1991-93 (59 gms)

Games Started

1.	126	Joe Reitz	2004-08
2.	117	Ben Reed	2001-05
3.	114	Shawntés Gary	2005-09
4.	104	Booker James	1983-87
5.	102	Mike Seberger	1978-82
6.	100	Paul Griffin	1972-76
7.	96	Jim Kurzen	1972-76
8.	92	Anthony Kann	2000-04
9.	90	Saddi Washington	1993-94, 95-98
	90	Ben Handlogten	1992-96

Rebounds

1.	1008	Paul Griffin	1972-76
2.	947	Tom Cutter	1973-77
3.	939	Joe Reitz	2004-08
4.	864	Booker James	1983-87
5.	846	Anthony Kann	2000-04
6.	833	Ben Handlogten	1992-96
7.	800	Edgar Blair	1956-59
8.	770	Jim Havrilla	1988-92
9.	759	Mike Seberger	1978-82
10.	753	Reggie Lacefield	1965-68

Blocks

1.	149	Matt Van Abbema	1991-95
2.	137	Mike Seberger	1978-82
3.	116	Ben Handlogten	1992-96
4.	83	Steve Riikonen	1985-88
5.	79	Kelvin Oliver	1981-84
6.	65	Mike Williams	2002-04
7.	62	Andrew Hershberger	2004-08
8.	57	Donald Lawson	2006-present
9.	55	Tony Baumgardt	1985-89
10.	53	Mike Kabat	1979-81

Minutes Average

1.	34.3	Rod Brown	1998-00 (52 gms)
2.	32.7	Saddi Washington	1993-94, 95-98 (102 gms)
3.	32.5	Robby Collum	2000-03 (88 gms)
4.	31.7	Steve Reynolds	2000-02 (58 gms)
5.	31.3	Tony Barksdale	1998-00 (50 gms)
6.	31.1	Mark Brown	1987-90 (64 gms)
7.	30.9	David Kool	2006-present
8.	30.2	Shaun Jackson	1997-99 (46 gms)
9.	30.1	Ben Reed	2001-05 (120 gms)
10.	30.0	Leon McGee	1991-94 (77 gms)

Rebounding Average

1.	12.5	Edgar Blair	1956-59 (64 gms)
2.	10.9	Reggie Lacefield	1965-68 (69 gms)
3.	10.6	Ajac Triplett	1962-64, 65-66 (57 gms)
4.	10.6	Earl Jenkins	1968-71 (71 gms)
5.	10.5	Bob Bolton	1958-62 (70 gms)
6.	10.3	Ron Robinson	1959-61 (40 gms)
7.	9.8	Ron Emerick	1959-62 (66 gms)
8.	9.6	Paul Griffin	1972-76 (105 gms)
9.	9.4	Chuck Washington	1970-72 (48 gms)
10.	9.2	Gene Ford	1966-69 (71 gms)

Steals

1.	199	Robby Collum	2000-03
2.	185	Booker James	1983-87
3.	177	Anthony Kann	2000-04
4.	173	Saddi Washington	1993-94, 95-98
5.	156	Rashod Johnson	1994-98
6.	149	Brian Snider	2002-06
7.	146	Darrick Brooks	1989-93
8.	142	Ben Handlogten	1992-96
9.	110	Shawntés Gary	2005-09
10.	105	Leon McGee	1991-94
	105	David Kool	2006-present



Joe Reitz is one of the top scorers, rebounders and free throw producers in school history.

Points

1.	654	Manny Newsome	1963-64 (20 gms)
2.	630	Kenny Cunningham	1979-80 (26 gms)
3.	626	Saddi Washington	1997-98 (29 gms)
4.	620	Gene Ford	1968-69 (24 gms)
5.	598	Booker James	1986-87 (27 gms)
6.	587	Mike Williams	2003-04 (31 gms)
7.	583	Ben Reed	2004-05 (33 gms)
8.	578	Manny Newsome	1961-62 (24 gms)
9.	577	Kenny Cunningham	1978-79 (30 gms)
10.	576	Walker D. Russell	1981-82 (29 gms)

Scoring Average


1.	32.7	Manny Newsome	1963-64 (20 gms)
2.	25.8	Gene Ford	1968-69 (24 gms)
3.	24.2	Kenny Cunningham	1979-80 (26 gms)
4.	24.1	Manny Newsome	1961-62 (24 gms)
5.	23.1	Manny Newsome	1962-63 (24 gms)
6.	22.1	Booker James	1986-87 (27 gms)
7.	22.0	Edgar Blair	1958-59 (22 gms)
8.	21.7	Dave Anderson	1964-65 (24 gms)
9.	21.6	Saddi Washington	1997-98 (29 gms)
10.	20.8	Jim Havrilla	1989-90 (26 gms)

Field Goals Made

1.	267	Kenny Cunningham	1979-80
2.	262	Manny Newsome	1963-64
3.	241	Kenny Cunningham	1978-79
4.	238	Manny Newsome	1961-62
5.	237	Gene Ford	1968-69
6.	230	Walker D. Russell	1981-82
7.	229	Manny Newsome	1962-63
8.	228	Mike Williams	2003-04
9.	222	Cordell Eley	1982-83
10.	220	Jasper McElroy	1981-82

Field Goal Attempts

1.	534	Manny Newsome	1963-64
2.	531	Manny Newsome	1961-62
3.	529	Kenny Cunningham	1979-80
4.	515	Ron Jackson	1953-54
5.	506	Cordell Eley	1982-83
6.	498	Gene Ford	1968-69
7.	487	Edgar Blair	1957-58
8.	481	Manny Newsome	1962-63
9.	471	Kenny Cunningham	1978-79
	471	Walker D. Russell	1981-82



Booker James is the second leading scorer in Western Michigan history with 1,743 points after his 22.1 points per game in 1986-87 led to the second MAC Player of the Year award in school history

Field Goal Percentage (Min. 3.0 made/gm)

1.	.645 (140-217)	Tom Cutter	1975-76
2.	.605 (78-129)	Russ DesErmia	1995-96
3.	.599 (154-257)	Ben Handlogten	1995-96
4.	.599 (115-192)	Paul Griffin	1975-76
5.	.598 (134-224)	Tom Cutter	1974-75
6.	.595 (128-215)	Tom Cutter	1976-77
7.	.586 (109-186)	Paul Griffin	1973-74
8.	.583 (98-168)	Russ DesErmia	1996-97
9.	.583 (109-187)	Virgil Grayson	1991-92
10.	.580 (98-169)	Anthony Kann	2001-02

3-Point Field Goals Made

1.	91	Levi Rost	2004-05
2.	84	Rashod Johnson	1997-98
3.	81	Ben Reed	2004-05
4.	74	Ben Reed	2003-04
5.	71	David Kool	2007-08
6.	67	Steve Amundson	1986-87
	67	Mark Brown	1989-90
8.	63	Sean Wightman	1992-93
9.	62	Robby Collum	2001-02
10.	61	Mark Brown	1987-88

3-Point Field Goal Attempts

1.	213	Levi Rost	2004-05
2.	199	Ben Reed	2004-05
3.	195	David Kool	2008-09
4.	194	Rashod Johnson	1997-98
5.	189	David Kool	2007-08
6.	170	Robby Collum	2002-03
7.	166	Robby Collum	2001-02
8.	165	Steve Reynolds	2001-02
9.	164	Ben Reed	2003-04
10.	158	Saddi Washington	1997-98

3-Point FG Percentage (Min. 1.0 made/gm)


1.	.632 (48-76)	Sean Wightman	1991-92
2.	.488 (63-129)	Sean Wightman	1992-93
3.	.482 (67-139)	Mark Brown	1989-90
4.	.473 (61-129)	Mark Brown	1987-88
5.	.472 (51-108)	Eli Parker	1988-89
6.	.472 (67-142)	Steve Amundson	1986-87
7.	.463 (56-121)	Derek Drews	2006-07
8.	.461 (53-115)	Joel Burns	1994-95
9.	.451 (74-164)	Ben Reed	2003-04
10.	.442 (50-113)	Darrick Brooks	1991-92

Free Throws Made

1.	186	Joe Reitz	2007-08
2.	162	Booker James	1986-87
3.	161	David Kool	2008-09
4.	158	Dave Anderson	1964-65
5.	155	Joe Reitz	2005-06
6.	153	Saddi Washington	1997-98
7.	152	Edgar Blair	1957-58
8.	148	Jim Havrilla	1990-91
9.	146	Gene Ford	1968-69
10.	145	Joe Reitz	2006-07

Free Throw Attempts

1.	260	Joe Reitz	2007-08
2.	219	Joe Reitz	2006-07
3.	218	Booker James	1986-87
4.	211	Joe Reitz	2005-06
5.	206	Gene Ford	1968-69
6.	203	Jim Havrilla	1990-91
7.	202	Bob Bolton	1960-61
8.	196	Edgar Blair	1957-58
9.	194	Don Boven	1948-49
10.	189	Saddi Washington	1997-98



In just two years at Western Michigan, David Kool holds three of the four longest consecutive free throw streaks in school history, including the top two.

Free Throw Percentage (Min. 2.0 made/game)

1.	.932 (55-59)	Thadus Williams	1998-99
2.	.917* (99-108)	David Kool	2006-07
3.	.894 (161-180)	David Kool	2008-09
4.	.892 (58-65)	Sean Wightman	1992-93
5.	.872 (82-94)	Billy Stanback	1986-87
6.	.867 (130-150)	Manny Newsome	1963-64
7.	.865 (96-111)	K. Cunningham	1979-80
8.	.864 (127-147)	Robby Collum	2001-02
9.	.863 (158-183)	Dave Anderson	1964-65
10.	.863 (63-73)	Bill Coole	1964-65


* = 4th-highest in NCAA D-I history by freshman

Rebounds

1.	324	Edgar Blair	1957-58
2.	313	Bob Bolton	1960-61
3.	300	Earl Jenkins	1970-71
4.	298	Tom Cutter	1975-76
5.	288	Jack Smith	1955-56
6.	287	Tom Cutter	1976-77
7.	285	Edgar Blair	1958-59
8.	278	Ajac Triplett	1963-64
9.	277	Paul Griffin	1975-76
10.	275	Joe Reitz	2006-07

Rebounding Average

1.	13.5	Edgar Blair	1957-58
2.	13.1	Jack Smith	1955-56
3.	13.0	Bob Bolton	1960-61
4.	13.0	Edgar Blair	1958-59
5.	12.5	Earl Jenkins	1970-71
6.	12.3	Ron Jackson	1952-53
7.	12.0	Fred Corbus	1955-56
8.	11.6	Ajac Triplett	1963-64
9.	11.1	Ron Emerick	1960-61
10.	11.1	Reggie Lacefield	1967-68



Rod Brown holds the record for most assists in a season (170) and most assists per game in a season (6.1) during the 1999-00 campaign.

Assists

1.	170	Rod Brown	1999-00
2.	166	Jason Kimbrough	1997-98
3.	160	Rickey Willis	2004-05
4.	159	Brian Snider	2005-06
5.	149	Brian Snider	2003-04
6.	147	Dan Zachary	1984-85
7.	142	Michael Redell	2006-07
8.	136	Robby Collum	2001-02
	136	Billy Stanback	1986-87
10.	134	Jim Kurzen	1974-75



During the 2004-05 campaign, Levi Rost set Western Michigan records for three-pointers made in a game (9) and in a season (91).

Assists Average

1.	6.1	Rod Brown	1999-00
2.	5.7	Jason Kimbrough	1997-98
3.	5.3	Dan Zachary	1984-85
4.	5.2	Jim Kurzen	1974-75
5.	5.1	Brian Snider	2005-06
6.	5.0	Rod Brown	1998-99
7.	4.9	Billy Stanback	1986-87
8.	4.8	Rickey Willis	2004-05
9.	4.8	Brian Snider	2003-04
10.	4.6	Todd Dietrich	1980-81

Blocks

1.	56	Matt Van Abbema	1993-94
2.	48	LaMarcus Lowe	2008-09
3.	47	Matt Van Abbema	1992-93
4.	44	Matt Van Abbema	1994-95
5.	41	Ben Handlogten	1995-96
6.	37	Mike Seberger	1980-81
	37	Mike Seberger	1981-82
8.	36	Steve Riikonen	1987-88
9.	35	Mike Williams	2003-04
10.	33	Mike Seberger	1979-80

Steals

1.	83	Robby Collum	2002-03
2.	72	Robby Collum	2001-02
3.	63	Brian Snider	2005-06
4.	60	Mike Williams	2003-04
5.	59	Anthony Kann	2002-03
6.	57	Booker James	1986-87
	57	Saddi Washington	1996-97
8.	56	Saddi Washington	1997-98
	56	Rashod Johnson	1997-98
10.	51	Jason Kimbrough	1997-98
	51	Rod Brown	1998-99


Minutes Average

1.	35.4	Saddi Washington	1997-98
2.	34.8	Rod Brown	1999-00
3.	34.4	Saddi Washington	1996-97
4.	34.1	David Kool	2008-09
5.	33.9	Jim Havrilla	1989-90
6.	33.8	Rod Brown	1998-99
7.	33.7	Sean Wightman	1990-91
8.	33.6	Mark Brown	1987-88
9.	33.5	Rickey Willis	2004-05
10.	33.4	Billy Stanback	1986-87



Saddi Washington set a school record by averaging 35.4 minutes per game to lead Western Michigan to its second NCAA Tournament ever in 1998.





On Feb. 4, 1969, Western Michigan's Gene Ford electrified the Read Fieldhouse crowd with a school-record 46 points in a 115-92 Broncos' win over Loyola (Ill.).

Points

1. 46 Gene Ford Loyola (Ill.), 2/4/69
2. 45 Manny Newsome Michigan St., 2/5/64
- 45 Manny Newsome Toledo, 1964
4. 44 Manny Newsome at Loyola (Ill.), 1964
5. 43 Donald Petties Bowling Green, 1/18/85
6. 42 Gene Ford at Bowling Green, 2/1/69
7. 41 Booker James at Northern Ill., 12/13/87
8. 40 Ajac Triplett vs. Marshall, 1964
- 40 Dave Anderson vs. Marshall, 1965
- 40 Ellis Hull Tennessee Tech, 12/27/69
- 40 Booker James Northern Ill., 2/4/87

Field Goals

1. 21 Manny Newsome Toledo, 2/12/64
2. 19 Manny Newsome at Loyola (Ill.) 12/29/64
- 19 Donald Petties Bowling Green, 1/18/85
4. 18 Gene Ford Loyola, 2/4/69
- 18 Ellis Hull Tennessee Tech, 12/27/69

Field Goal Attempts

1. 36 Manny Newsome at Mich. St., 12/4/63
2. 35 Bob Diment vs. Bowling Green, 1955
- 35 Ron Jackson at Kent State, 2/5/53
4. 33 Manny Newsome Toledo, 1964
- 33 Ellis Hull Tennessee Tech, 12/27/69
- 33 Earnest Pettis Detroit, 3/4/72

Field Goal Percentage (Min. 10 att.)

1. 1.000 (13-13) Ben Handlogten Toledo, 1/27/96
2. .909 (10-11) Earl Jenkins vs. Kent St., 1969
- .909 (10-11) Tom Cutter vs. Lake Superior St., 11/27/78
- .909 (10-11) Dan Leighton Akron, 3/5/88
- .909 (10-11) Tony Baumgardt Lake Superior St., 2/2/87
6. .900 (9-10) Tom Cutter at Toledo, 3/2/77
- .900 (9-10) Dan Zachary Ohio, 1/5/85
- .900 (9-10) Tony Warner at Central Mich., 1/10/90
- .900 (9-10) Russ DesErnia Bowling Green, 1/8/97

3-Point Field Goals

1. 9 Levi Rost at Buffalo, 12/4/04
2. 8 Rashod Johnson vs. Clemson, 3/13/98
- 8 Kylo Jones at Michigan St., 11/28/98
- 8 Steve Reynolds at Kent St., 1/19/02 (10)
5. 7 Ben Reed Northern Illinois, 1/19/05
- 7 Levi Rost Kent State, 1/12/05
- 7 Steve Reynolds at Northern Illinois, 2/16/02
- 7 Robby Collum Ohio, 1/26/02
- 7 Steve Amundson at Ohio State, 12/1/87
- 7 Mark Brown Monmouth, 11/24/89

3-Point Field Goal Attempts

1. 15 Rashod Johnson vs. Clemson, 3/15/98
2. 14 Ben Reed Northern Illinois, 1/19/05
- 14 David Kool Eastern Illinois, 2/21/09
4. 13 Robby Collum at Siena, 3/23/03
5. 12 Levi Rost at Ohio, 2/5/05
- 12 Levi Rost at Buffalo, 12/4/04
- 12 Cordell Eley vs. Western Illinois, 12/18/92

3-Point FG Percentage (Min. 5 att.)

1. 1.000 (5-5) Mark Brown at Valparaiso, 12/5/89
- 1.000 (5-5) Jason Black Evansville, 12/7/96
- 1.000 (5-5) Bronson Nichols Bowling Green, 1/12/00
4. .875 (7-8) Steve Amundson at Ohio St., 12/1/87
- .875 (7-8) Steve Amundson at Ohio St., 12/2/86
- .875 (7-8) Robby Collum Ohio, 1/26/02
7. .857 (6-7) Rashod Johnson at Central Mich., 2/14/98
- .857 (6-7) Ben Reed at Ball State, 3/5/05
- .857 (6-7) Ben Reed Miami, 12/6/03

Free Throws Made

1. 18 Dave Anderson vs. Marshall, 1965
2. 17 Harold Stacy vs. Bowling Green, 1955
3. 16 Booker James at Kent State, 1/18/86
4. 15 Allan Barkeley vs. Ohio, 1955
- 15 Edgar Blair vs. Valparaiso, 1957

Free Throw Attempts

1. 21 Leon McGee Akron, 1/8/94
2. 19 Harold Stacy vs. Bowling Green, 1955
- 19 Dave Anderson vs. Marshall, 1965
4. 18 Ben Reed vs. Winthrop, 12/29/03
- 18 Joe Reitz Valparaiso, 2/17/07
- 18 Saddi Washington Eastern Mich., 2/19/94
- 18 Bob Bolton Loyola (Ill.), 1961
- 18 Reggie Lacefield Bowling Green, 1966

Free Throw Percentage (10 or more)

1. 14-14 David Kool at Buffalo, 1/29/08
- 14-14 Saddi Washington Toledo, 1/26/94
- 13-13 David Kool at Toledo, 2/28/09
- 13-13 Donald Pettis Ball State, 1985-86
- 13-13 Dave Anderson Ohio, 1964-65
- 12-12 Tony Warner Ohio, 1988-89
- 12-12 Gene Ford Kent State, 1968-69
- 12-12 Jack Smith Miami, 1957
- 11-11 Jon Powell at Northern Illinois, 1/8/00
- 11-11 M. Newsome at Michigan St., 12/4/63
- 11-11 Ron Robinson Valparaiso, 1960
- 11-11 Sam Key Marshall, 1958
- 10-10 David Kool at Northern Illinois, 2/25/09
- 10-10 Anthony Kann Marshall, 2/5/03
- 10-10 Robby Collum Buffalo, 1/24/01
- 10-10 Kylo Jones Michigan, 12/6/98
- 10-10 Saddi Washington Chicago State, 1/2/94
- 10-10 Ajac Triplett at Michigan, 12/14/63
- 10-10 Fred Corbus at Central Michigan, 12/8/54

Consecutive Free Throws

1. **41 David Kool (1/19/08-2/12/08 [8])**
2. **39 David Kool (3/7/07-11/28/07 [9])**
3. 37 Dave Anderson (12/19/64-1/6/65 [5])
- 37 David Kool (2/21-3/8/09 [5])**
4. 29 Kylo Jones (11/27/98-12/19/98 [6])
- 29 David Kool (11/24/06-1/13/07 [[12]])**

Rebounds

1. 26 Reggie Lacefield at Illinois St., 12/9/67
2. 25 Frank Ayers Loyola (Ill.), 2/13/73
3. 24 Edgar Blair vs. Valparaiso, 1958
4. 23 Paul Griffin Kent, 1/6/73
5. 22 Tom Cutter at N. Iowa, 12/10/75
- 22 Tom Cutter Central Michigan, 3/1/75
- 22 Earl Jenkins Minn.-Duluth, 12/2/70
- 22 Ron Emerick Ohio, 1962
- 22 Jack Smith Great Lakes, 12/5/56
- 22 Ron Jackson at Kent State, 2/5/53
11. 20 Ben Handlogten at Akron, 2/5/94
- 20 Earl Jenkins Ohio, 2/6/71

Assists (10 or more)

- 1. 17 Todd Dietrich Bowling Green, 2/21/79
- 2. 13 Rod Brown Marshall, 12/20/99
- 13 Robby Collum at Oakland, 12/29/01
- 4. 12 Rod Brown Bowling Green, 1/12/00
- 12 Rod Brown at Oakland, 12/11/99
- 12 Ebon Sanders Oregon State, 12/5/92
- 12 Chris Brawley Youngstown State, 2/25/89
- 12 Jim Kurzen at Eastern Michigan, 2/8/75
- 9. 11 Jason Kimbrough Bowling Green, 1/3/98
- 11 Rickey Willis at Ohio, 2/5/05
- 11 Dan Zachary Northern Illinois, 2/6/85
- 11 Dan Zachary Marquette, 1/21/85
- 11 David Schluter at Michigan St., 11/26/82
- 14. 10 Michael Redell N.C. Central, 1/2/08
- 10 Rod Brown Ball State, 2/26/00
- 10 Darrick Brooks at Oregon St., 12/29/90
- 10 Roosevelt Outlaw Kent St., 2/21/90
- 10 Billy Stanback at Ohio, 1/24/87
- 10 Dan Zachary Central Michigan, 1/12/85
- 10 Walker D. Russell vs. Bowling Green, 3/6/82
- 10 Walker D. Russell at Michigan St., 11/28/81




Todd Dietrich led the Broncos to 99 points and a victory over Bowling Green on Feb. 21, 1979 with a school record 17 assists. No other Bronco in school history has come within four assists of Dietrich's 30-year school record.

Blocks

- 1. 7 Matt Van Abbema vs. Toledo, 3/3/93
- 7 Ben Handlogten at Purdue, 12/19/95
- 7 LaMarcus Lowe at Eastern Mich., 1/24/09
- 3. 6 Mike Williams at Detroit, 11/29/03
- 6 Paul Griffin Miami, 1976

Steals

- 1. 7 Robby Collum Eastern Mich., 2/6/02
- 7 Robby Collum Wis.-Milwaukee, 11/21/01
- 7 Cordell Eley at Valparaiso, 11/27/85
- 4. 6 Robby Collum at Northern Ill., 3/8/03
- 6 Robby Collum Akron, 1/25/03
- 6 Rod Brown vs. Toledo, 12/4/99
- 6 Leon McGee at Eastern Mich., 1/22/94
- 6 Booker James at Miami, 2/14/87
- 6 Bokker James at Northern Ill., 1/7/87
- 6 Harold Triche Lake Superior St., 12/3/79



Reggie Lacefield set a school record that still stands more than 30 years later with 26 rebounds at Illinois State during the 1967-68 season.



Robby Collum holds the single-game record for steals with seven in two games and he is tied for second all-time with 13 assists in a game.



Matt Van Abbema is the best shot-blocker in school history. The 7-1 Colorado native holds school records for career blocks, single-season blocks and blocks in a game.





Most Points

1.	126	Marshall	12/20/99
2.	124	Western Ontario	1/2/65
3.	122	Wis.-Whitewater	12/1/64
4.	119	Chicago State	1/2/93
5.	118	Kent State	12/11/54
	118	at Washington, Mo.	1/9/60
7.	115	Loyola (Ill.)	2/4/69
	115	Wis.-Oshkosh	12/20/75
9.	113	at Western Reserve	2/4/55
	113	Northwood	12/22/84

Most Points Scored in a Loss

1.	126	Marshall (127)	12/20/99
2.	102	at Loyola (Ill.) (123)	12/17/62
3.	102	Loyola (Ill.) (105)	12/12/63
4.	100	at Michigan State (101)	12/4/63
	100	at N. Illinois (101 OT)	2/28/79

Opponent Losing Score

1.	100	at Washington, Mo. (118)	1/9/60
	100	at Western Reserve (113)	2/4/55
2.	99	at Loyola (Ill.) (107)	2/21/61
	99	Bowling Green (101)	2/26/69

Combined Score

1.	253	Marshall 127, WMU 126	12/20/99
2.	225	Loyola 123, WMU 102	12/17/63
3.	223	at Marshall 125, WMU 98	2/28/70
4.	218	WMU 118, Wash., Mo., 100	1/9/60
5.	213	WMU 113, W. Reserve, 100	2/4/55

Winning Margin

1.	64	WMU 78, Valparaiso 14	1930
2.	61	WMU 106, CMU 45	12/7/59
3.	58	WMU 124, W. Ontario	1/2/65
4.	57	WMU 73, Olivet 16	1919
5.	56	WMU 81, Ferris State 25	11/22/46
	56	WMU 72, Olivet 16	1926

Most Field Goals Made

1.	51	Wis.-Whitewater	12/1/69
2.	50	Northwood	12/22/84
3.	49	Lake Superior State	12/3/79
	49	Loyola (Ill.)	2/4/69
5.	48	Western Ontario	1/2/65
	48	Ball State	1/26/71

Most Field Goal Attempts

1.	130	at Valparaiso	12/12/51
2.	116	vs. Western Reserve	1951
3.	114	at Kent State	2/5/1953
4.	110	vs. Cincinnati	1953
	110	Wis.-Whitewater	12/1/69

Field Goal Percentage

1.	.727 (32-44)	at Miami	1/5/94
2.	.685 (37-54)	Calvin	11/26/88
3.	.667 (26-39)	at Marshall	1956
4.	.661 (37-56)	at Central Michigan	2/20/93
	.661	Northern Illinois	2/4/87

Most 3-Point Field Goals

1.	17	Ohio	1/26/02
2.	14	at Northern Illinois	2/16/02
	14	Northern Illinois	1/17/09
4.	13	vs. Monmouth	11/24/89
	13	at Wis.-Milwaukee	1/26/91

Most 3-Point Field Goal Attempts

1.	32	at Eastern Michigan	2/26/05
	32	Eastern Illinois	2/21/09
3.	31	at Oakland	12/29/01
	31	Ohio	1/26/02
	31	vs. Pacific	11/10/07
6.	30	Toledo	1/14/09

3-Point FG Percentage (Min. 10 att.)

1.	.750 (9-12)	Miami	1/17/87
	.750 (9-12)	Oregon State	12/5/91
3.	.733 (11-15)	at Ohio State	12/2/86
4.	.714 (10-14)	at Central Michigan	2/20/93
5.	.700 (7-10)	at Ohio State	12/1/87

Most Free Throws Made

1.	42	Bowling Green	1955
2.	38	at Buffalo	1/29/08
3.	37	Western Reserve	1955
	37	at Loyola (Ill.)	2/21/61
	37	Central Michigan	2/29/92
5.	36	Ohio	1958
	36	Bowling Green	2/7/04
	36	Valparaiso	2/17/07

Most Free Throw Attempts

1.	52	Western Reserve	1955
2.	51	Bowling Green	1955
	51	Toledo	1956
4.	50	at Loyola (Ill.)	2/21/61
	50	Central Michigan	2/29/92
	50	Akron	1/8/94

Free Throw Percentage (Min. 10 att.)

1.	1.000 (17-17)	at Toledo	3/13/90
	1.000 (16-16)	Northern Illinois	12/21/96
	1.000 (14-14)	at Ohio	2/9/08
4.	.955 (21-22)	at Youngstown State	2/17/90
5.	.952 (20-21)	Toledo	12/27/98

Consecutive Free Throws

1.	19	Toledo	12/27/98
2.	18	at Youngstown State	2/17/90
3.	17	at Toledo	3/3/90
4.	16	Northern Illinois	12/21/96
	16	Michigan	12/6/98
	16	Northern Illinois	1/9/99

Most Rebounds

1.	89	Ohio	1956
2.	84	Assumption	12/5/59
3.	81	Kent State	1961
4.	77	Northern Illinois	12/28/70
5.	76	Detroit Tech	12/1/55
	76	Kent State	1956
	76	at Assumption	12/7/60

Most Assists

1.	24	USC	11/21/03
2.	22	Northern Illinois	3/6/04
3.	21	Central Michigan	2/25/04
4.	20	at Buffalo	1/10/04
	20	IPFW	1/14/04
	20	Culver-Stockton	1/2/07
	20	at Akron	1/3/04
	20	at Sam Houston State	11/25/08
	20	at Toledo	2/28/04

Most Steals

1.	26	at Valparaiso	11/27/84
2.	18	at Wis.-Milwaukee	11/29/97
3.	17	Saginaw Valley State	1/2/93
	17	at IUPUI	12/30/02
5.	16	Northern Illinois	1976
	16	at Kent State	1/15/92
	16	Eastern Michigan	1/11/03
	16	San Diego State	12/2/06

Blocks

1.	10	Wayne State	12/3/80
	10	North Central	12/2/81
	10	at Ohio	2/4/1981
	10	at Ohio	1/20/93
5.	9	at Holy Cross	11/27/90
	9	vs. Toledo	3/3/93
	9	vs. Eastern Michigan	3/11/93

Total Points

1.	2,434 (78.5)	2003-04
2.	2,407 (72.9)	2004-05
3.	2,287 (71.5)	2006-07
4.	2,286 (78.8)	1997-98
5.	2,231 (69.7)	2007-08
6.	2,218 (79.2)	1975-76
7.	2,214 (73.8)	1978-79
8.	2,206 (73.5)	2001-02
9.	2,169 (74.8)	1987-88
10.	2,151 (69.4)	2002-03

Points Per Game

1.	84.5 (24 gms)	1963-64
2.	82.6 (24 gms)	1964-65
3.	81.2 (24 gms)	1968-69
4.	81.1 (24 gms)	1970-71
5.	80.1 (22 gms)	1965-66
6.	80.0 (22 gms)	1955-56
7.	79.2 (28 gms)	1975-76
8.	78.9 (24 gms)	1959-60
9.	78.8 (29 gms)	1997-98
10.	78.5 (31 gms)	2003-04

Field Goals

1.	908	1978-79
2.	893	1975-76
3.	849	1980-81
4.	845	2003-04
5.	840	1984-85

Field Goal Attempts

1.	2,119	1951-52
2.	1,944	1978-79
3.	1,901	2004-05
4.	1,899	1972-73
5.	1,855	1957-58

Field Goal Percentage

1.	.504 (849-1,686)	1980-81
2.	.502 (893-1,779)	1975-76
3.	.484 (767-1,584)	1979-80
4.	.483 (715-1,481)	1991-92
5.	.477 (840-1,762)	1984-85

3-Pt Field Goals

1.	249	2004-05
2.	240	2001-02
3.	233	2006-07
4.	224	2007-08
4.	217	2003-04

3-Pt Field Goals Att.

1.	670	2004-05
2.	660	2001-02
3.	636	2008-09
4.	621	2007-08
5.	606	2006-07

3-Point Field Goal Percentage

1.	.449 (120-267)	1991-92
2.	.443 (113-255)	1986-87
3.	.442 (174-394)	1989-90
4.	.409 (209-511)	1997-98
5.	.407 (116-285)	1987-88

Free Throws

1.	591	2007-08
2.	568	2006-07
3.	556	1991-92
4.	541	1954-55
5.	530	2004-05

Free Throw Attempts

1.	797	1991-92
2.	788	2006-07
3.	785	2007-08
4.	749	2004-05
5.	742	1954-55

Free Throw Percentage

1.	.766 (435-568)	1998-99
2.	.755 (441-584)	1988-89
3.	.753 (591-785)	2007-08
4.	.746 (477-639)	1997-98
5.	.740 (304-411)	1979-80

Rebounds

1.	1,317	1960-61
2.	1,298	1972-73
3.	1,293	2004-05
4.	1,253	1970-71
5.	1,248	1959-60

Rebounds Per Game

1.	54.9 (24 gms)	1960-61
2.	52.2 (24 gms)	1970-71
3.	52.0 (24 gms)	1959-60
4.	49.9 (26 gms)	1972-73
5.	49.8 (24 gms)	1968-69

Assists

1.	487	1980-81
2.	474	2003-04
3.	443	1997-98
4.	435	1989-90
5.	434	1984-85

Assists Per Game

1.	17.4 (28 gms)	1980-81
2.	16.3 (26 gms)	1974-75
3.	16.1 (27 gms)	1989-90
4.	15.5 (28 gms)	1984-85
5.	15.3 (31 gms)	2003-04

Blocks

1.	115	1993-94
2.	104	1992-93
3.	101	1994-95
4.	97	2008-09
5.	84	2002-03

Blocks Per Game

1.	4.1 (28 gms)	1993-94
2.	3.7 (27 gms)	1994-95
3.	3.6 (29 gms)	1992-93
4.	3.1 (31 gms)	2008-09
5.	2.9 (28 gms)	1995-96

Steals

1.	279	2002-03
2.	276	2003-04
3.	275	1997-98
4.	268	1991-92
5.	251	1992-93

Steals Per Game

1.	9.5 (29 gms)	1997-98
2.	9.0 (31 gms)	2002-03
3.	8.9 (30 gms)	1991-92
4.	8.9 (31 gms)	2003-04
5.	8.7 (29 gms)	1992-93

Individual University Arena Records**Points**

WMU:	46	Gene Ford vs. Loyola (2/4/69)
Opp:	49	Howard Komives, BGSU (1/11/64)

Field Goals

WMU:	21	Manny Newsome vs. Toledo (2/12/64)
Opp:	14	Bonzi Wells, Ball State (1/13/96)

Field Goal Attempts

WMU:	33	Ellis Hull vs. Tennessee Tech (12/27/69) Manny Newsome vs. Toledo (2/12/64) Manny Newsome vs. Ohio (3/3/62)
Opp:	34	Howard Komives, BGSU (1/11/64)

Field Goal Percentage (10 FGM)

WMU:	1.000	Ben Handlogten (13-13), vs. Toledo (1/27/96)
Opp:	.916	Casey Shaw (11-12), Toledo (3/5/96)

3-Point Field Goals

WMU:	7	Robby Collum vs. Ohio (1/26/02) 7 Ben Reed vs. Northern Ill. (1/19/05) 7 Levi Rost vs. Kent State (1/12/05)
Opp:	8	Tamar Slay, Marshall (12/20/99)

3-Point Field Goal Attempts

WMU:	14	Ben Reed vs. Northern Ill. (1/19/05)
Opp:	14	Ronald Blackshear, Marshall (2/5/03)

3-Point Field Goal Pct. (5 3FGM)

WMU:	1.000	Jason Black (5-5) vs. Evansville (12/7/96) Bronson Nichols (5-5) vs. BGSU (1/12/00)
Opp:	1.000	DeMar Moore (7-7), BGSU (1/3/98)

Free Throws

WMU:	18	Niles Andersen vs. Marshall (2/27/65)
Opp:	13	Keith McLeod, BGSU (1/30/02)

Free Throw Attempts

WMU:	19	Niles Andersen vs. Marshall (2/27/65)
Opp:	16	Keith McLeod, BGSU (1/30/02)

Free Throw Pct. (10 FTM)

WMU:	1.000	Robby Collum (10-10) vs. Buffalo (1/24/01)
Opp:	1.000	Bonzi Wells (10-10), Ball State (2/11/95)

Rebounds

WMU:	25	Frank Ayers vs. Loyola (2/13/73)
Opp:	19	Eric Cohen, Loyola (2/13/73)

Assists

WMU:	13	Rod Brown vs. Marshall (12/20/99)
Opp:	11	Antonio Daniels, BGSU (1/3/96)

Steals

WMU:	7	Robby Collum vs. UW-Milwaukee (11/21/01) Robby Collum vs. EMU (2/6/02)
Opp:	6	Ray Hairston, Purdue (12/6/94)

Blocks

WMU:	7	Ben Handlogten vs. Purdue (12/6/94) 7 Matt Van Abbema vs. Toledo (3/3/93)
Opp:	6	David Brown, Youngstown St. (11/29/99)

Turnovers

WMU:	8	Rashod Johnson vs. Evansville (11/27/94)
Opp:	9	Anthony Stacy, BGSU (1/3/98) Steve Pettyjohn, EMU (1/11/03)

Team University Arena Records**Points**

WMU:	126	vs. Marshall (12/20/99)
Opp:	127	Marshall (12/20/99)

Field Goals

WMU:	43	vs. Marshall (12/20/99)
Opp:	40	Marshall (12/20/99)

Field Goal Attempts

WMU:	110	vs. Whitewater State (1969-70)
Opp:	83	Northwestern (12/4/57)

Field Goal Percentage

WMU:	.642	vs. Akron (34-53, 2/26/96)
Opp:	.636	Ohio (35-55, 1/6/99)

Three-Point Field Goals

WMU:	17	vs. Ohio (1/26/02)
Opp:	17	Marshall (12/20/99)

Three-Point Field Goal Attempts

WMU:	31	vs. Ohio (1/26/02)
Opp:	31	Marshall (12/20/99) 31 Northern Illinois (1/19/05)

Three-Point Field Goal Percentage

WMU:	.857	vs. Eastern Michigan (6-7, 1/22/97)
Opp:	.667	Ball State (8-12, 2/26/00)

Free Throws

WMU:	36	vs. Bowling Green (2/7/04) 36 vs. Valparaiso (2/17/07)
Opp:	36	Akron (2/5/00)

Free Throw Attempts

WMU:	48	vs. Bowling Green (2/7/04)
Opp:	46	Akron (2/5/00)

Free Throw Percentage

WMU:	1.000	vs. Northern Ill. (16-16, 12/21/96)
Opp:	1.000	Buffalo (13-13, 1/30/99)

Rebounds

WMU:	55	vs. Akron (3/10/05)
Opp:	53	Eastern Michigan (2/2/00)

Assists

WMU:	24	vs. USC (11/21/03)
Opp:	19	Northern Illinois (3/2/02)

Steals

WMU:	16	vs. San Diego State (12/2/06)
Opp:	12	Miami (2/14/96)

Blocks

WMU:	9	vs. Kent State (2/18/95) vs. Detroit (12/2/02) vs. North Carolina Central (1/2/08)
Opp:	11	Centenary (12/14/02)

Turnovers

WMU:	23	vs. Purdue (12/6/94) vs. Kent State (1/20/96) Bowling Green (1/3/98)
Opp:	28	Eastern Michigan (1/11/03)

Read Fieldhouse/University Arena Attendance Records**Top WMU Home Crowds (pre-1994)**

10,159	Miami 1/28/1976
10,258	Central Michigan 12/10/1955
10,139	Michigan State 12/13/1978
10,134	Michigan State 12/13/1969
10,111	Miami 1/12/1977

Top WMU Home Crowds (post-1994)

5,649	Michigan 11/23/01
5,595	College of Charleston 2/21/04 (BracketBusters)
5,421	Texas Christian 3/21/05 (NIT)
5,397	Purdue 12/6/94
5,172	Central Michigan 1/29/05


Top WMU Away Crowds

25,746	at Syracuse, 1989
21,163	vs. Stanford, 1998 (United Center, NCAA Tour.)
21,158	vs. Clemson, 1998 (United Center, NCAA Tour.)
18,552	vs. Long Island, 1948 (Madison Square Garden)
18,489	vs. Manhattan, 1947 (Madison Square Garden)

Read Fieldhouse/University Arena Won-Loss Records

Overall (1957-2009):	397-239 (.624)
University Arena (1994-2009):	135-50 (.730)

Note: The Broncos did not play in the building during the 1992-93 and 1993-94 seasons because of the Read Fieldhouse Renovation Project.



Ben Handlogten tied the University Arena record for blocked shots with seven vs. Purdue (12/6/94). He went on to play in the NBA with the Utah Jazz.



Bill Spaulding (77-43, .642)

Season	W	L
1913-14	4	4
1914-15	7	5
1915-16	9	7
1916-17	7	6
1917-18	8	4
1918-19	11	3
1919-20	8	3
1920-21	12	5
1921-22	11	6

Herbert Read (345-169, .671; 5-8 MAC, .385)

Season	W	L	W	L	Finish
1922-23	17	6			
1923-24	13	8			
1924-25	17	4			
1925-26	15	4			
1926-27	16	2			
1927-28	9	8			
1928-29	10	9			
1929-30	17	0			
1930-31	14	3			
1931-32	14	5			
1932-33	14	3			
1933-34	12	5			
1934-35	11	5			
1935-36	15	3			
1936-37	13	4			
1937-38	6	12			
1938-39	7	10			
1939-40	10	9			
1940-41	9	9			
1941-42	12	8			
1942-43	15	4			
1943-44	15	4			
1944-45	8	10			
1945-46	15	7			
1946-47	17	7			
1947-48	12	10	1	2	5th
1948-49	12	10	4	6	T3rd

Bill Perigo (41-27, .603; 19-11 MAC, .633)

Season	W	L	W	L	Finish
1949-50	12	10	6	4	T2nd
1950-51	13	9	4	4	T2nd
1951-52	16	8	9	3	T1st

Joe Hoy (61-70, .470; 31-40 MAC, .437)

Season	W	L	W	L	Finish
1952-53	12	9	6	6	4th
1953-54	10	11	4	5	5th
1954-55	12	10	9	5	3rd
1955-56	13	9	7	5	T3rd
1956-57	9	13	4	8	5th
1957-58	5	18	1	11	7th

Don Boven (75-112, .401; 36-60 MAC, .375)

Season	W	L	W	L	Finish
1958-59	2	20	1	11	7th
1959-60	12	11	5	7	5th
1960-61	10	14	4	8	T5th
1961-62	13	11	6	6	T4th
1962-63	12	12	7	5	5th
1963-64	10	14	6	6	4th
1964-65	8	16	3	9	6th
1965-66	8	14	4	8	5th

Sonny Means (38-57, .404; 17-29 MAC, .370)

Season	W	L	W	L	Finish
1966-67	10	14	4	8	5th
1967-68	11	13	5	7	4th
1968-69	11	13	6	6	T3rd
1969-70	6	17	2	8	T5th

Eldon Miller (86-68, .558; 40-34 MAC, .541)

Season	W	L	W	L	Finish
1970-71	14	10	5	5	3rd
1971-72	10	14	5	5	4th
1972-73	8	18	2	10	7th
1973-74	13	13	5	7	6th
1974-75	16	10	8	6	5th
1975-76	25	3	15	1	1st

Dick Shiits (28-56, .333; 15-33 MAC, .313)

Season	W	L	W	L	Finish
1976-77	14	13	8	8	5th
1977-78	7	20	4	12	T9th
1978-79	7	23	3	13	10th

Les Wothke (42-41, .506; 25-23 MAC, .521)

Season	W	L	W	L	Finish
1979-80	12	14	7	9	T4th
1980-81	15	13	10	6	T1st
1981-82	15	14	8	8	T4th

Vernon Payne (69-126, .350; 39-81 MAC, .325)

Season	W	L	W	L	Finish
1982-83	5	23	3	15	10th
1983-84	4	22	2	16	10th
1984-85	12	16	7	11	T7th
1985-86	12	16	7	11	T6th
1986-87	12	16	7	9	T5th
1987-88	12	17	7	9	T5th
1988-89	12	16	6	10	T6th

Bob Donewald (152-154, .497; 92-100 MAC, .479)

Season	W	L	W	L	Finish
1989-90	9	18	3	13	9th
1990-91	5	22	2	14	9th
1991-92	21	9	11	5	T2nd
1992-93	17	12	12	6	3rd

COACHING TENURES				
Coach	Years	W	L	Pct.
Bill Spaulding	1914-22	77	43	.642
Herbert (Buck) Read	1922-49	345	169	.671
Bill Perigo	1949-52	41	27	.603
Joe Hoy	1952-58	61	70	.466
Don Boven	1958-66	75	112	.401
Sonny Means	1966-70	38	57	.404
Eldon Miller	1971-76	86	68	.558
Dick Shiits	1977-79	27	56	.325
Les Wothke	1980-82	42	41	.506
Vernon Payne	1983-89	69	126	.354
Bob Donewald	1990-2000	152	154	.497
Robert McCullum	2000-03	44	45	.494
Steve Hawkins	2003-pres.	106	84	.558

1993-94	14	14	7	11	8th
1994-95	14	13	9	9	7th
1995-96	16	11	13	5	2nd
1996-97	14	14	9	9	T5th
1997-98	21	8	14	4	T1st W
1998-99	11	15	6	12	4th W
1999-00	10	18	6	12	5th W

Robert McCullum (44-45, .494; 27-27 MAC, .500)

Season	W	L	W	L	Finish
2000-01	7	21	7	11	4th W
2001-02	17	13	10	8	3rd W
2002-03	20	11	10	8	3rd W

Steve Hawkins (106-84, .558; 64-38 MAC, .627)

Season	W	L	W	L	Finish
2003-04	26	5	15	3	1st W
2004-05	20	13	11	7	T1st W
2005-06	14	17	10	8	T2nd W
2006-07	16	16	9	7	2nd W
2007-08	20	12	12	4	1st W
2008-09	10	21	7	9	T1st W



Herbert "Buck" Read, an early proponent of fast-break basketball, works with WMU All-American and future WMU head coach Don Boven. Read directed Western Michigan to a 345-169 mark from 1922-49. During his 27 seasons as Bronco mentor, his troops compiled 23 winning seasons.




Mike Williams
2004 - Associated Press Honorable Mention
 Honorable mention selection after earning MAC regular season and tournament most valuable player awards. First Team All-MAC honoree.



Gene Ford
1969 - Helms
 Had scoring and rebounding averages of 19.6 and 9.2. Holds the school single-game point record (46) and is the No. 6 career scorer (1,393).



Manny Newsome
1964 - Coaches Association
 Holds school career marks for points (1,786), field goals (729) and per game scoring (26.3). Twice led the MAC in scoring and was second his other season.



Don Boven
1949 - Coaches Association
 Set then school scoring record of 1,099 points. Played professional basketball with Waterloo, Milwaukee and the Fort Wayne Pistons (now Detroit).



Harold Gensichen
1947 - Coaches Association
 First Bronco to score over 1,000 points and set the then state scoring record (1,066). Twice played with College All-Stars for annual tour against Harlem Globetrotters.

ALL REGION

1976 Tom Cutter, C
 Mideast First Team

MID-AMERICAN CONFERENCE HONORS

Player of the Year
 1976 Jeff Tyson
 1987 Booker James
 2004 Mike Williams

Coach of the Year
 1976 Eldon Miller
 1992 Bob Donewald

Freshman of the Year
 1984 Booker James, G
 2002 Ben Reed, G
 2007 David Kool, G

Sixth Man of the Year
 2004 Reggie Berry

First Team
 1949 Don Boven, F
 1950 Bob Adams, G
 1951 Bob Adams, G
 1952 Bob Adams, G
 1956 Jack Smith, F
 1958 Edgar Blair, C
 1959 Edgar Blair, C
 1961 Bob Bolton, C

1962 Manny Newsome, G
 1963 Manny Newsome, G
 1964 Manny Newsome, G
 1965 Dave Anderson, G
 1968 Gene Ford, F
 1969 Gene Ford, F
 1971 Earl Jenkins, C

1972 Chuck Washington, F
 1976 Earnest Pettis, G
 Jeff Tyson, F
 Paul Griffin, F
 Tom Cutter, C

1980 Kenny Cunningham, G
 1981 Walker D. Russell, G
 1982 Walker D. Russell, G
 1987 Booker James, G
 1990 Jim Havrilla, C
 1992 Jim Havrilla, C
 1993 Leon McGee, G
 1996 Ben Handlogten, C
 1997 Saddy Washington, G
 2004 Mike Williams, F

2005 Ben Reed, G
 2008 Ben Reed, G
 David Kool, G
 Joe Reitz, C

Second Team
 1948 Don Boven, F
 1950 Joe Shaw, F
 Swift Noble, C
 1951 Joe Shaw, F
 Roy Healy, F
 Ron Jackson, C
 Bud Brotebeck, G
 1953 Ron Jackson, C
 1954 Ron Jackson, C
 1955 Harold Stacy, G
 Bill Rogers,
 1956 Robert Diment, F

Fred Corbus, C
 Jack Smith, F
 Sam Key, G
 Ron Robinson, F
 Ajac Triplett, F
 Ajac Triplett, F
 Reggie Lacefield, F
 Reggie Lacefield, F
 Reggie Lacefield, F
 Chuck Washington, F
 Mike Steele, C
 Mike Steele, F
 Paul Griffin, F
 Jeff Tyson, F
 Tom Cutter, C
 Jasper McElroy, F
 Jasper McElroy, F
 Donald Petties, G-F
 Mark Brown, G
 Tony Baumgardt, C
 Leon McGee, G
 Leon McGee, G
 Joel Burns, G
 Saddy Washington, G
 Rashod Johnson, G
 Steve Reynolds, F
 Levi Rost, F
 Joe Reitz, C
 Joe Reitz, C
 David Kool, G

Honorable Mention

1975 Tom Cutter
 Jimmie Harvey
 Jim Kurzen
 Jimmie Harvey
 Ken Cunningham
 Todd Dietrich
 Melvin Maxwell
 Mike Seberger
 Cordell Eley

1982 Booker James, F
 1983 Steve Riihonen
 1986 Eli Parker
 1988 Mark Brown
 1989 Jim Havrilla, C
 1990 Sean Wightman
 1991 Jason Black, G
 1992 Jason Kimbrough, G
 1993 Tony Barksdale
 1996 Tony Barksdale
 1998 Jon Powell

2000 Robby Collum, G
 2001 Robby Collum, G
 2002 Anthony Kann, C
 2003 Anthony Kann, C
 2004 Brian Snider, G
 2005 Shawntés Gary, G
 2007

All-Freshman Team

1987 Billy Stanback, G
 1990 Darrick Brooks, F
 1992 Shawn Jackson, G
 1992 Ebon Sanders, G
 1993 Ben Handlogten, F
 1994 Saddy Washington, G
 1995 Jason Black, G
 2002 Ben Reed, G
 2005 Joe Reitz, F/C
 2007 David Kool, G
 2009 Flenard Whitfield, F

All-Academic Team

1966 Bill Coole
 1968 Clarence Harville
 Bill VanderWoude
 Bill VanderWoude
 John Sperla
 1970 Bill VanderWoude
 John Sperla
 1971 John Sperla
 1972 Jim Kurzen
 1974 Jim Kurzen
 1975 Jim Kurzen
 1976 Jim Kurzen
 1978 Mike Reardon
 1979 Mark Weishaar
 1980 Mark Weishaar
 1982 Jasper McElroy
 1983 Mike Dietz
 1986 Mark Gorski
 Dan Zachary
 Ned Hellman
 Ned Hellman
 Sean Wightman
 Sean Wightman
 Saddy Washington
 Saddy Washington
 Brad Van Timmeren
 Brian Snider
 Brian Snider
 Andrew Hershberger
 Joe Reitz
 Brian Snider
 Andrew Hershberger
 Joe Reitz
 Andrew Hershberger
 David Kool
 Joe Reitz
 Derek Drews
 David Kool

National Academic Honors

All-Americans

1970 Bill VanderWoude (HM)
 1971 Bill VanderWoude (HM)
 John Sperla (HM)
 Jim Kurzen (3rd)
 1976 Sean Wightman (3rd)
 1991 Sean Wightman (2nd)
 1993 Sean Wightman (2nd)
 2007 Joe Reitz (1st)
 2008 Joe Reitz (2nd)
 2009 David Kool (3rd)

All-District

1982 Jasper McElroy (1st)
 1982 David Elliott (HM)
 1983 Mike Dietz (2nd)
 1988 Ned Hellman (1st)
 1989 Tony Warner (1st)
 1991 Sean Wightman (1st)
 1993 Sean Wightman (1st)
 2006 Joe Reitz (1st)
 2007 Joe Reitz (1st)
 2008 Joe Reitz (1st)
 2009 David Kool (1st)

Coach Eldon Miller's Broncos were one of the country's "Cinderella" basketball teams in 1975-76, as they attracted more national interest than any other athletic team in the University's history to that point.

For the final seven weeks of the season, Western Michigan was ranked among the nation's top-20 in national polls conducted by the Associated Press and United Press International. WMU finished 10th in the final AP poll, the highest placing ever attained by a Mid-American Conference school (finished the year 19th in the UPI).

The 25-3 showing established a new school and MAC mark for victories in a single season. A 15-1 conference slate led to the program's first outright championship and subsequent initial NCAA Tournament appearance.

Including a victory in the final game of the 1974-75 season, Western Michigan defeated 20 straight opponents, which also set a new school and league mark.

The accomplishments of the team were covered in such publications as *Sports Illustrated*, *The Sporting News*, *New York Times* and *Basketball Weekly*. WMU was featured on all three major national radio or television networks.

Locally, the 14-game home schedule in Read Fieldhouse attracted a MAC record 7,852 spectators. The largest crowd (10,519) ever at Read for a Bronco game turned out to witness an 82-68 win over Miami, which gave WMU sole possession of the league lead for the next three weeks. That attendance mark still stands as a school record today.

Miller was the near unanimous choice for MAC Coach of the Year and Jeff Tyson earned MAC Player of the Year accolades. Teammates Paul Griffin and Tom Cutter joined Tyson on the all-conference squad, placing a trio of Broncos on the five-member team. All of those players finished among the program's career top 10 in several categories.



The starting lineup for the 1975-76 Broncos consisted of (L-R): Paul Griffin, Tom Cutter, Jeff Tyson, Jimmie Harvey and Jim Kurzen.



The Broncos celebrate after their overtime win against Virginia Tech in the opening round of the NCAA Tournament.

1975-76 ACCOMPLISHMENTS

- Program's first NCAA appearance and victory
- Claimed MAC title
- No. 10 final national ranking, the highest ever attained by a MAC school
- 25 wins most in school and MAC history
- 15-1 MAC record
- 19-straight victories, 20 overall dating back to the previous year
- Miller named MAC Coach of the Year
- Tyson selected MAC Player of the Year and three All-MAC honorees
- Averaged a MAC record 7,852 fansper home contest
- Squad featured three of the program's top-18 all-time scorers (Cutter, Tyson, Griffin)
- Team produced a trio of WMU Hall of Fame members (Cutter, Tyson, Griffin)

Official Basketball Box Score -- Game Totals -- Final Statistics Virginia Tech vs Western Michigan 3/13/76 at South Bend, Ind. (Notre Dame ACC)

Virginia Tech 67

#	Player	Total			3-Ptr			Rebounds			PF	TP	A	TO	Blk	Stl	Min
		FG-FGA	FG-FGA	FT-FTA	FG-FGA	FG-FGA	FT-FTA	Off	Def	Tot							
12	SENSIBAUGH, Dave	2-5	0-0	0-0	0	1	1	0	4	7	4	0	4			45	
22	COOKE, Larry	5-20	0-0	1-1	0	6	6	4	11	2	7	2	0			39	
33	THORPE, Duke	7-9	0-0	5-7	0	9	9	4	19	0	3	2	0		38		
34	DAVIS, Russell	7-18	0-0	2-4	0	11	11	4	16	1	4	1	0		40		
40	MICRAE, Kyle	4-8	0-0	1-3	0	10	10	5	9	2	1	0	1		25		
44	THIENEMAN, Phil	4-8	0-0	0-0	0	1	1	1	4	0	1	0	0		20		
50	WANSLEY, Ernest	2-3	0-0	0-0	0	3	3	4	4	0	3	0	0		18		
	Team				0	6	6										
	Totals	29-67	0-0	9-15	0	47	47	22	67	12	23	5	5			225	
	FG % 1st Half:	17-34	50.0%	2nd half:	12-33	36.4%	OT:	0-0	0.0%	Game:	29-67	43.3%	Deadball				
	3FG % 1st Half:	0-0	0.0%	2nd half:	0-0	0.0%	OT:	0-0	0.0%	Game:	0-0	0.0%	Rebounds				
	FT % 1st Half:	5-11	45.5%	2nd half:	4-4	100.0%	OT:	0-0	0.0%	Game:	9-15	60.0%	1				

Western Michigan 77

#	Player	Total			3-Ptr			Rebounds			PF	TP	A	TO	Blk	Stl	Min
		FG-FGA	FG-FGA	FT-FTA	FG-FGA	FG-FGA	FT-FTA	Off	Def	Tot							
10	KURZEN, Jim	1-5	0-0	0-0	0	1	1	1	2	7	1	0	0			31	
20	SALES, S.L.	0-0	0-0	0-2	0	0	0	1	0	0	0	0	0			15	
22	REARDON, Mike	0-3	0-0	0-0	0	1	1	0	0	0	0	0	1			5	
24	GRIFFIN, Paul	5-6	0-0	4-7	0	15	15	3	14	0	2	2	1			42	
30	HARVEY, Jimmy	5-11	0-0	0-0	0	2	2	10	1	2	0	1	1			33	
32	MURRAY, Marty	4-10	0-0	1-3	0	4	4	2	9	1	3	0	1			18	
42	TYSON, Jeff	11-27	0-0	3-5	0	8	8	4	25	3	4	2	0			38	
50	THROOP, Marc	0-0	0-0	0-0	0	0	0	0	0	0	0	0	0			2	
52	CUTTER, Tom	4-9	0-0	9-11	0	11	11	4	17	2	2	0	2			36	
54	DeBRUIN, Dale	0-1	0-0	0-2	0	1	1	1	0	0	0	0	2			5	
	Team				0	5	5										
	Totals	30-72	0-0	17-30	0	48	48	18	77	14	14	4	8			225	
	FG % 1st Half:	13-38	34.2%	2nd half:	17-34	50.0%	OT:	0-0	0.0%	Game:	30-72	41.7%	Deadball				
	3FG % 1st Half:	0-0	0.0%	2nd half:	0-0	0.0%	OT:	0-0	0.0%	Game:	0-0	0.0%	Rebounds				
	FT % 1st Half:	4-7	57.1%	2nd half:	13-23	56.5%	OT:	0-0	0.0%	Game:	17-30	56.7%	3				

Officials: Steve Honzo, Burrell Crowell
Technical fouls: Virginia Tech-None, Western Michigan-None.
Attendance:

Score by periods	1st	2nd	OT	Total
Virginia Tech	39	26	2	67
Western Michigan	30	35	12	77

Last FG - VT, WMU.
Largest lead - VT None, WMU None.

Score tied - 0 times.
Lead changed - 0 times.

Official Basketball Box Score -- Game Totals -- Final Statistics Marquette vs Western Michigan 3/18/76 at Baton Rouge, La. (LSU Assembly Center)

Marquette 62

#	Player	Total			3-Ptr			Rebounds			PF	TP	A	TO	Blk	Stl	Min
		FG-FGA	FG-FGA	FT-FTA	FG-FGA	FG-FGA	FT-FTA	Off	Def	Tot							
15	LEE, Butch	8-14	0-0	0-0	0	0	0	2	16	4	5	1	1			36	
20	PAYNE, Ulice	0-1	0-0	0-0	0	1	1	0	0	0	0	0	0			4	
22	WALTON, Lloyd	6-12	0-0	0-0	0	1	1	4	12	5	4	0	2			34	
31	ELLIS, Bo	3-7	0-0	2-2	0	7	7	4	8	0	1	4	1			38	
33	TOONE, Bernard	1-1	0-0	0-0	0	0	0	0	0	0	0	0	0			7	
42	NEARY, Bill	0-0	0-0	0-0	0	2	2	0	0	0	0	0	0			3	
43	TATUM, Earl	5-12	0-0	0-0	0	8	8	4	10	2	2	1	0			35	
54	WHITEHEAD, Jerome	5-10	0-0	0-0	0	7	7	1	10	0	2	1	0			35	
55	ROSENBERGER, Gary	1-4	0-0	2-2	0	0	0	0	4	0	0	0	0			8	
	Team				0	1	1										
	Totals	29-61	0-0	4-4	0	27	27	15	62	11	14	7	4			200	
	FG % 1st Half:	13-30	43.3%	2nd half:	16-31	51.6%	Game:	29-61	47.5%	Deadball							
	3FG % 1st Half:	0-0	0.0%	2nd half:	0-0	0.0%	Game:	0-0	0.0%	Rebounds							
	FT % 1st Half:	2-2	100.0%	2nd half:	2-2	100.0%	Game:	4-4	100.0%	1							

Western Michigan 57

#	Player	Total			3-Ptr			Rebounds			PF	TP	A	TO	Blk	Stl	Min
		FG-FGA	FG-FGA	FT-FTA	FG-FGA	FG-FGA	FT-FTA	Off	Def	Tot							
10	KURZEN, Jim	1-2	0-0	0-0	0	0	0	2	2	2	2	0	0			30	
24	GRIFFIN, Paul	1-2	0-0	0-0	0	9	9	3	2	6	3	0	2			31	
30	HARVEY, Jimmy	4-13	0-0	2-4	0	2	2	0	10	1	1	0	0			28	
32	MURRAY, Marty	2-9	0-0	0-0	0	2	2	2	4	1	6	0	0			24	
42	TYSON, Jeff	8-16	0-0	2-4	0	5	5	5	18	3	2	2	0			38	
52	CUTTER, Tom	8-12	0-0	5-5	0	17	17	1	21	1	10	1	0			40	
54	DeBRUIN, Dale	0-0	0-0	0-1	0	3	3	0	0	1	1	0	0			9	
	Team				0	0	0										
	Totals	24-54	0-0	9-14	0	38	38	13	57	15	25	3	2			200	
	FG % 1st Half:	10-26	38.5%	2nd half:	14-28	50.0%	Game:	24-54	44.4%	Deadball							
	3FG % 1st Half:	0-0	0.0%	2nd half:	0-0	0.0%	Game:	0-0	0.0%	Rebounds							
	FT % 1st Half:	4-7	57.1%	2nd half:	4-4	100.0%	Game:	9-14	64.3%	0.1							

Officials: Bob Heirold, Jack Ditty
Technical fouls: Marquette-None, Western Michigan-None.
Attendance: 14150

Score by periods	1st	2nd	Total
Marquette	28	34	62
Western Michigan	25	32	57

Last FG - MU, WMU.
Largest lead - MU None, WMU None.

Points In Off 2nd Fast
MU Paint T/O Chance Break Bench
WMU 0 0 0 0 0
0 0 0 0 0

Score tied - 0 times.
Lead changed - 0 times.



The 1997-98 edition of the Western Michigan men's basketball team put together one of the most successful campaigns in school history.

The Broncos completed the year with a 21-8 record, the second time in seven years the squad had broken the 20-win plateau. The team posted a 14-4 league record and earned a share of the MAC title.

Western Michigan's regular-season success earned the program its second-ever (1975-76) NCAA Tournament appearance. The Broncos claimed the 11th seed and garnered a first round matchup with Clemson.

The guard trio of Saddi Washington, Jason Kimbrough and Rashod Johnson led the team to a 75-72 upset of the ACC power and a second round contest with Stanford. Johnson tallied a NCAA Midwest Regional record 32 points in the victory. The triumvirate combined to tally 64 of the team's 75 points in the game.

The Broncos led the Cardinal late in the first half, but later fell to the eventual Final Four participant. WMU has advanced to the second round of the NCAA Tournament in each of its two appearances.

As could be expected, the Broncos set numerous program bests throughout the course of their post-season campaign.

The previous points mark fell by the wayside as the squad tallied 2,286 on the year. The offensive output led to 78.8 points per outing, the second-best average in school history.

Western Michigan also posted new top totals in 3-point field goals (209) and steals (275). One of the nation's top free throw performers as a team, WMU converted on 74.6 percent of its opportunities, the second-best percentage to date.

Washington, who earned First Team All-MAC accolades, finished as the program's third all-time leading scorer with 1,668 points and Johnson wasn't far behind with 1,143 points (14th). Washington finished among the career leaders in eight different categories.

1997-98 ACCOMPLISHMENTS

- Program's second NCAA appearance and victory (Clemson)
- Share of MAC regular season championship
- Second-most overall wins (21) and MAC victories (14) in school history
- Most points (2,286) in a season
- Program-best 209 3-point field goals
- Top steals mark (275)
- First Team All-MAC performer Saddi Washington

Official Basketball Box Score -- Game Totals -- Final Statistics

Western Michigan vs Clemson
3/13/98 at Chicago, Ill. (United Center)

Western Michigan 75 • 21-7

##	Player	Total		3-Ptr		Rebounds			PF	TP	A	T	Blk	Stl	Min	
		FG-FGA	FT-FTA	FG-FGA	FT-FTA	Off	Def	Tot								
04	KIMBROUGH, Jason	4-9	0-3	0-0	1	2	3	0	8	7	4	0	4	39		
11	JONES, Kylo	1-1	0-0	0-0	0	0	0	0	3	0	0	0	0	12		
20	JOHNSON, Rashod	11-23	8-15	2-4	1	2	3	4	32	5	2	0	2	31		
24	WASHINGTON, Saddi	8-20	2-5	6-8	3	4	7	4	24	1	3	0	1	38		
32	BULLOCK, Isaac	0-0	0-0	0-0	0	0	0	0	0	0	0	0	0	2		
33	JACKSON, Shaun	1-4	0-0	0-0	3	4	7	5	2	2	0	1	0	32		
34	TOOTHMAN, Aaron	3-4	0-0	0-0	2	4	6	2	6	1	2	1	0	31		
44	VAN TIMMERMAN, Brad	0-0	0-0	0-0	1	0	1	4	0	1	0	0	0	15		
Team						1		5		6						
Totals		28-61		11-24		8-12		12			21		33		19 75 16 14 2 7 200	
FG % 1st Half:		16-35 45.7%		12-26 46.2%		Game:		28-61 45.9%						Deadball Rebounds		
3FG % 1st Half:		4-12 33.3%		7-12 58.3%		Game:		11-24 45.8%						2		
FT % 1st Half:		1-3 33.3%		7-9 77.8%		Game:		8-12 66.7%								

Clemson 72 • 18-14

##	Player	Total		3-Ptr		Rebounds			PF	TP	A	T	Blk	Stl	Min	
		FG-FGA	FT-FTA	FG-FGA	FT-FTA	Off	Def	Tot								
04	MILLER, Johnny	4-10	2-6	0-0	1	2	3	2	10	2	1	0	1	23		
05	McINTYRE, Terrell	3-8	1-5	3-3	2	4	6	3	10	7	2	0	4	39		
15	ITURBE, Iker	2-6	0-1	4-5	2	2	4	1	8	4	4	0	0	23		
21	BUCKNER, Greg	5-9	0-1	2-2	0	3	3	4	12	2	2	0	1	25		
22	WHITT, Vincent	0-0	0-0	1-2	0	1	1	0	1	0	1	0	0	7		
32	JAMISON, Harold	7-8	0-0	0-2	5	5	10	2	14	1	3	1	1	21		
33	WIDEMAN, Tom	0-1	0-0	0-1	0	2	2	3	0	0	0	0	0	10		
34	WONI, Mohamed	3-6	0-0	0-0	3	2	5	0	6	0	1	1	0	29		
44	CHRISTIE, Tony	4-12	3-7	0-1	1	1	2	2	11	1	2	1	0	23		
Team						0		1		1						
Totals		28-60		6-20		10-16		14			23		37		17 72 17 17 3 7 200	
FG % 1st Half:		8-27 29.6%		20-33 60.6%		Game:		28-60 46.7%						Deadball Rebounds		
3FG % 1st Half:		2-10 20.0%		4-10 40.0%		Game:		6-20 30.0%						3		
FT % 1st Half:		7-11 63.6%		3-5 60.0%		Game:		10-16 62.5%								

Officials: Jim Stupin, Fran Connolly, Raymond Perone
Technical fouls: Western Michigan-None, Clemson-None.
Attendance:

Score by periods	1st	2nd	Total
Western Michigan	37	38	75
Clemson	25	47	72

Last FG - WMU, CU .
Largest lead - WMU None, CU None.

Points	In	Off	2nd	Fast	Bench
WMU	Paint	T/O	Chance	Break	
CU	0	0	0	0	0
WMU	0	0	0	0	0

Score tied - 0 times.
Lead changed - 0 times.



Rashod Johnson and his Midwest Regional record 32 points helped WMU to the victory against Clemson.



First Team All-MAC guard Saddi Washington celebrates after WMU's upset victory over Clemson in the first round of the 1998 NCAA Tournament.

Official Basketball Box Score -- Game Totals -- Final Statistics

Western Michigan vs Stanford
3/15/98 at Chicago, Ill. (United Center)

Western Michigan 65 • 21-8

##	Player	Total		3-Ptr		Rebounds			PF	TP	A	T	Blk	Stl	Min	
		FG-FGA	FT-FTA	FG-FGA	FT-FTA	Off	Def	Tot								
04	KIMBROUGH, Jason	7-10	3-4	0-0	0	2	2	4	17	2	0	0	1	38		
10	BLACK, Ryan	0-0	0-0	0-0	0	0	0	0	0	0	0	0	0	1		
11	JONES, Kylo	2-5	2-5	0-0	0	1	1	0	6	0	1	0	1	13		
20	JOHNSON, Rashod	4-15	2-7	3-4	1	1	2	5	13	4	1	0	2	27		
22	JANSEN, Rash	0-0	0-0	0-0	0	0	0	0	0	0	0	0	0	1		
24	WASHINGTON, Saddi	5-19	2-7	4-5	3	2	5	1	16	4	4	0	1	39		
32	BULLOCK, Isaac	1-4	1-2	0-0	2	1	3	2	3	1	0	0	1	12		
33	JACKSON, Shaun	1-2	0-0	0-0	1	2	3	4	2	1	0	0	0	25		
34	TOOTHMAN, Aaron	4-6	0-0	0-2	2	2	4	3	8	4	0	1	2	34		
35	COLLINS, Anthony	0-0	0-0	0-0	0	0	0	0	0	0	0	0	0	1		
44	VAN TIMMERMAN, Brad	0-0	0-0	0-0	0	0	0	4	0	2	0	0	0	9		
Team						2		3		5						
Totals		24-61		10-25		7-11		11			14		25		23 65 16 8 1 8 200	
FG % 1st Half:		13-26 50.0%		11-35 31.4%		Game:		24-61 39.3%						Deadball Rebounds		
3FG % 1st Half:		6-9 66.7%		4-16 25.0%		Game:		10-25 40.0%						2		
FT % 1st Half:		1-3 33.3%		0-1 0.0%		Game:		7-11 63.6%								

Stanford 83 • 28-4

##	Player	Total		3-Ptr		Rebounds			PF	TP	A	T	Blk	Stl	Min	
		FG-FGA	FT-FTA	FG-FGA	FT-FTA	Off	Def	Tot								
03	WEEMS, Kris	4-10	0-4	0-1	0	4	4	2	8	2	2	0	0	33		
04	McDONALD, Michael	0-2	0-2	0-0	0	1	1	1	0	1	0	0	0	3		
05	SAUER, Peter	1-3	0-0	0-0	1	0	1	2	2	3	3	0	0	19		
11	LEE, Arthur	6-12	2-5	10-10	1	1	2	2	24	7	5	0	0	37		
21	MOSELEY, David	1-2	1-2	3-4	0	1	1	4	6	1	1	0	0	16		
31	COLLINS, Jarron	0-0	0-0	0-0	0	0	0	2	0	1	0	0	0	2		
32	MENDEZ, Ryan	2-4	1-2	0-0	1	2	3	2	5	1	0	0	0	12		
35	TSHIONYI, Kamba	0-0	0-0	0-0	0	0	0	0	0	0	0	0	0	1		
40	VAN ELSWYK, Pete	0-0	0-0	0-0	0	0	0	0	0	0	0	0	0	2		
44	SEATON, Mark	0-0	0-0	0-0	0	1	1	0	0	0	0	0	0	1		
45	MADSEN, Mark	8-9	0-0	3-4	2	8	10	2	19	5	2	2	1	35		
55	YOUNG, Tim	8-11	0-0	3-4	4	9	13	1	19	4	2	0	0	39		
Team						4		1		5						
Totals		30-53		4-15		19-23		13			28		41		18 83 24 16 2 1 200	
FG % 1st Half:		16-26 61.5%		14-27 51.9%		Game:		30-53 56.6%						Deadball Rebounds		
3FG % 1st Half:		7-10 70.0%		1-8 12.5%		Game:		4-15 26.7%						0		
FT % 1st Half:		7-10 70.0%		12-13 92.3%		Game:		19-23 82.6%								

Officials: Gerald Boudreaux, Zelton Steed, Jim Stupin
Technical fouls: Western Michigan-None, Stanford-None.
Attendance:

Score by periods	1st	2nd	Total
Western Michigan	39	26	65
Stanford	42	41	83

Last FG - WMU, SU .
Largest lead - WMU None, SU None.

Score tied - 0 times.
Lead changed - 0 times.

Western Michigan had high expectations entering the 2003-04 campaign, but even the most optimistic of Bronco fans couldn't have anticipated the level of success the team encountered.

When the season's final buzzer sounded in mid-March, the Broncos had posted a single-season record 26 victories. Included in those wins were the Mid-American Conference West Division, regular season and tournament titles, leading to the program's third-ever NCAA Tournament appearance.

The Broncos wasted little time in making a statement for the season under first-year head coach Steve Hawkins. WMU opened the season with an impressive 83-65 victory over USC of the Pac 10 in University Arena.

Following a loss at Detroit, the squad rattled off 11-straight wins. Included in that run were five MAC wins, a victory over NCAA Tournament team UAB and the team title at the azcentral.com Hoops Classic at Arizona State.

Western Michigan jumped out ahead of the rest of the West Division and remained on top for the remainder of the campaign. A convincing victory over rival Central Michigan clinched the crown and eventually allowed the Broncos to claim the top seed in the postseason tournament.

WMU wasn't happy with its first-ever win in Cleveland and went on to claim two more victories for the championship title. After handing Marshall a 96-62 payback decision (the Herd defeated WMU in overtime on Feb. 15), the Broncos downed Toledo 87-77 in the semifinals.

The win over the Rockets set up a showdown with MAC power Kent State. Thanks to senior Mike Williams's first-career 3-pointer in the closing moments, WMU was able to hand the Golden Flashes a 77-66 defeat and the celebration began.

WMU saw its season come to an end with a 71-58 loss to Vanderbilt in the NCAA Tournament.



The Broncos celebrate with the Mid-American Conference Tournament trophy after defeating Kent State, 77-66, in the championship game at Gund Arena in front of a national television audience.



Mike Williams is awarded the MAC Tournament Most Valuable Player trophy after also being named MAC Player of the Year and an Honorable Mention All-American by the Associated Press. Williams averaged 18.9 points, 7.0 rebounds, 1.9 steals, 1.2 assists and 1.1 blocks per game. Below: The Broncos played in their third NCAA Tournament in school history at the TD Waterhouse Centre in Orlando, Fla., against Vanderbilt of the Southeastern Conference. Bottom: Ben Reed and Steve Hawkins during the MAC Tournament championship game.

2003-04 ACCOMPLISHMENTS

- School-record 26 victories
- MAC West Division, regular season and tourney champs
- Program's third-ever trip to the NCAA Tournament
- Mike Williams was named the MAC regular season and tournament MVP
- Williams and Ben Reed were named First Team All-MAC
- Reggie Berry claimed MAC Sixth Man of the Year honors
- First-ever national television broadcast at University Arena
- Perfect 13-0 record at home
- Earned votes in national polls

Official Basketball Box Score -- Game Totals -- Final Statistics Western Michigan vs Vanderbilt 3/19/04 2:45 p.m. at Orlando, Fla. (TD Waterhouse Centre)

Western Michigan 58 • 26-5

#	Player	FG-FGA	3-Ptr	Rebounds		PF	TP	A	TO	Blk	Stl	Min		
				FG-FGA	FT-FTA								Off	Def
03	SNIDER, Brian	f 1-9	0-4	3-4	4	5	9	3	5	6	0	0	5	34
04	WILLIAMS, Mike	f 10-20	0-2	4-6	3	0	3	4	24	1	6	0	2	35
44	KANN, Anthony	c 3-6	0-0	1-2	3	3	6	5	7	0	0	0	1	30
12	WILLIS, Rickey	g 1-2	1-2	0-0	0	2	2	0	3	1	2	0	1	18
33	REED, Ben	g 4-13	0-5	2-2	4	6	10	2	10	1	2	0	1	36
23	BERRY, Reggie	g 1-5	1-4	2-2	0	0	0	1	5	0	1	0	2	28
34	ROST, Levi	g 1-3	0-1	0-0	2	1	3	4	2	1	1	1	1	12
42	MADISON, Bobby	g 1-5	0-1	0-0	0	0	0	0	2	0	0	0	0	6
43	BRONSON, Jeff	g 0-0	0-0	0-0	0	0	0	0	0	0	0	0	0	1
Team					2	1	3							
Totals		22-63	2-19	12-16	18	18	36	19	58	10	12	1	13	200

FG % 1st Half:	13-27	48.1%	2nd half:	9-36	25.0%	Game:	22-63	34.9%	Deadball
3FG % 1st Half:	1-7	14.3%	2nd half:	1-12	8.3%	Game:	2-19	10.5%	Rebounds
FT % 1st Half:	7-8	87.5%	2nd half:	5-8	62.5%	Game:	12-16	75.0%	2

Vanderbilt 71 • 22-9

#	Player	FG-FGA	3-Ptr	Rebounds		PF	TP	A	TO	Blk	Stl	Min		
				FG-FGA	FT-FTA								Off	Def
35	Freije, Matt	f 4-9	2-5	3-5	1	7	8	1	13	3	2	0	0	30
44	Smith, Corey	f 2-2	1-1	0-0	1	2	3	4	5	3	0	1	2	22
13	Przybyszewski, Dawid	c 3-5	1-1	0-3	1	1	2	1	7	1	0	0	0	21
01	Moore, Mario	g 10-16	6-8	0-0	0	1	1	3	26	2	2	0	3	31
11	Lakey, Russell	g 0-3	0-2	2-4	1	3	4	2	2	4	5	0	2	30
03	Holwerda, Jason	g 0-0	0-0	0-0	0	1	1	1	0	0	3	0	0	7
10	Payton, Adam	g 1-1	0-0	0-0	0	0	0	0	2	0	1	0	0	6
20	Cage, Dan	g 1-3	1-2	0-0	0	1	1	0	3	0	1	0	0	6
24	Hundley, Scott	g 1-2	0-0	3-4	2	2	4	0	5	2	2	1	1	20
33	Terrell, Julian	g 3-4	0-0	0-2	0	4	4	2	6	1	1	2	1	23
42	Schnedlitz, Martin	g 1-1	0-0	0-0	1	0	1	0	2	0	0	0	0	1
54	Skuchas, Ted	g 0-0	0-0	0-0	0	0	0	1	0	0	0	0	0	3
Team					1	3	4							
Totals		26-46	11-19	8-18	8	25	33	15	71	16	17	5	9	200

FG % 1st Half:	12-21	57.1%	2nd half:	14-25	56.0%	Game:	26-46	56.5%	Deadball
3FG % 1st Half:	4-8	50.0%	2nd half:	7-11	63.6%	Game:	11-19	57.9%	Rebounds
FT % 1st Half:	3-4	75.0%	2nd half:	5-14	35.7%	Game:	8-18	44.4%	4

Officials: David Hall, John Hughes, Steve Olson
 Technical fouls: Western Michigan-None. Vanderbilt-None.
 Attendance: 15199
 NCAA Tournament - First Round - Phoenix Region

Score by periods	1st	2nd	Total
Western Michigan	34	24	58
Vanderbilt	31	40	71

Points	In	Off	2nd	Fast	Bench
WMU	28	18	10	6	9
VU	24	12	13	4	18

Last FG - WMU 2nd-00:04, VU 2nd-00:09.
 Largest lead - WMU by 6 2nd-19:21, VU by 16 2nd-00:09.

Score tied - 4 times.
 Lead changed - 6 times.



The Broncos hadn't had much success since the outstanding 1975-76 team made it to final eight of the 1976 NCAA Tournament, but that would all change in Bob Donewald's third season as head coach.

Western Michigan started the 1991-92 season by winning nine in a row, including a home win over Oregon State and road victories over Loyola (Ill.), Siena and Fairleigh Dickinson.

Mid-American Conference play opened just as strong with the Broncos racing out to an 8-2 mark, including road wins at Central Michigan, Kent State and Toledo. WMU finished just as strong as it started by beating Central Michigan in overtime to take the season sweep over the Chippewas, beat Bowling Green on the road and finished with an 80-66 home win over Eastern Michigan.

The Broncos then won their opening MAC Tournament game over Kent State, before bowing out in the semifinals against Ball State, 65-61.



However, the season wouldn't end there. The Broncos' 21-8 record, just the second 20-win season in school history, earned the first Postseason NIT appearance in Bronco history. WMU took the short trip southwest to South Bend, Ind., to play at Notre Dame. The Broncos hung tough with the Fighting Irish in a 63-56 loss at the Joyce Center.

Western Michigan finished the year with the second-best turnaround in the NCAA from 5-22 in 1990-91 to 21-9 in 1991-92. The 21 wins ranked as the second most in school history to that point. That drastic turnaround earned Donewald the MAC Coach of the Year award.

The Broncos were led by First Team All-MAC senior center Jim Havrilla with 13.8 points and 8.2 rebounds per game, while sophomore forward Leon McGee was named Second Team All-MAC with 15.1 points, 4.3 rebounds and 2.7 assists per game. WMU also benefited from the long-range proficiency of junior forward Sean Wightman as he led the nation by hitting 63.2 percent from behind the three-point line. The Broncos also got solid play from MAC Freshman of the Year runner-up Ebon Sanders with 6.5 points, 3.3 assists and 1.6 steals per game, junior guard Darrick Brooks with 11.3 points and 1.8 steals per game and senior forward Virgil Grayson with 9.5 points and 6.0 rebounds per game.

1991-92 ACCOMPLISHMENTS

- Program's first Postseason NIT appearance
- Second-most wins in school history at that point (21)
- Only second 20-win season in school history
- Second-biggest turnaround in NCAA Division I from 5-22 to 21-9
- School records in three-point percentage (.483) and free throws made (556)
- Fifth-highest scoring average in school history (70.2 ppg), fourth-best field goal percentage (.483)
- First Team All-MAC Jim Havrilla, Second Team All-MAC Leon McGee
- MAC Coach of the Year Bob Donewald
- Sean Wightman led the NCAA with .632 three-point percentage



Jim Havrilla (top left) was named First Team All-MAC after averaging 13.8 points and 8.2 rebounds per game. Leon McGee (top right) was named Second Team All-MAC after a season that saw him average 15.1 points, 4.3 rebounds and 2.7 assists. Sean Wightman (bottom left) led the NCAA in three-point shooting (.632) and head coach Bob Donewald was named MAC Coach of the Year.

**Official Basketball Box Score -- Game Totals -- Final Statistics
Western Michigan vs Notre Dame
3/18/92 at Notre Dame, Ind. (Joyce Center)**

Western Michigan 56 • 21-9

#	Player	Total			3-Ptr			Rebounds			PF	TP	A	TO	Blk	Stl	Min
		FG-FGA	FG-FGA	FT-FTA	FG-FGA	FG-FGA	FT-FTA	Off	Def	Tot							
04	SANDERS, Ebon	1-6	1-3	2-2	1	1	2	1	1	2	1	5	1	2	0	0	20
12	McGEE, Leon	5-12	0-0	4-7	1	6	7	1	14	2	3	0	0	0	0	36	
20	GRAYSON, Virgil	3-9	0-0	2-6	4	2	6	2	8	0	2	1	5	3	36		
23	BROOKS, Darrick	2-10	2-8	0-0	1	0	1	2	6	1	0	0	5	17			
35	HAVRILLA, Jim	1-12	0-2	2-5	2	8	10	4	4	2	1	0	0	30			
22	PEARSON, Michael	0-0	0-0	0-0	0	0	0	0	0	0	0	0	0	1			
24	JACKSON, Shawn	1-2	0-0	0-0	0	1	1	5	2	1	3	0	1	20			
32	WIGHTMAN, Sean	6-8	3-5	0-0	0	0	0	1	15	1	1	0	1	20			
34	WIGHTMAN, Shawn	0-0	0-0	0-0	0	0	0	0	0	0	0	0	0	1			
44	JUDGE, Mark	1-2	0-0	0-0	1	1	2	3	2	0	0	0	3	18			
50	VanABBEMA, Matt	0-0	0-0	0-0	0	0	0	0	0	0	0	0	0	1			
	Team				5	2	7										
	Totals	20-61	6-18	10-20	15	21	36	19	56	8	12	1	15	200			

FG % 1st Half:	8-31	25.8%	2nd half:	12-30	40.0%	Game:	20-61	32.8%	Deadball
3FG % 1st Half:	2-11	18.2%	2nd half:	4-7	57.1%	Game:	6-18	33.3%	Rebounds
FT % 1st Half:	5-9	55.6%	2nd half:	5-11	45.5%	Game:	10-20	50.0%	4



Notre Dame 63 • 15-14

#	Player	Total			3-Ptr			Rebounds			PF	TP	A	TO	Blk	Stl	Min
		FG-FGA	FG-FGA	FT-FTA	FG-FGA	FG-FGA	FT-FTA	Off	Def	Tot							
05	TOWER, Keith	0-3	0-0	0-0	0	7	7	4	0	1	2	4	0	24			
12	BENNETT, Elmer	5-17	1-4	3-5	1	5	6	1	14	5	4	1	4	36			
20	ELLIS, LaPhonso	6-7	0-0	3-8	5	9	14	4	15	0	1	4	2	35			
22	SWEET, Daimon	6-12	0-1	3-5	0	1	1	3	15	1	4	1	1	34			
30	TAYLOR, Billy	4-6	0-0	1-2	2	2	2	2	9	1	2	0	1	35			
15	BOYER, Brooks	0-2	0-2	0-0	0	0	0	0	0	0	0	0	0	4			
21	RUSSELL, Malik	4-4	0-0	0-0	2	4	6	1	8	2	3	0	0	18			
50	COZEN, Carl	0-0	0-0	0-0	0	1	1	0	0	1	1	0	0	7			
54	ROSS, Jon	1-1	0-0	0-0	1	2	3	1	2	1	1	0	0	7			
	Team				2	2	4										
	Totals	26-52	1-7	10-20	13	31	44	16	63	12	18	10	8	200			

FG % 1st Half:	12-29	41.4%	2nd half:	14-23	60.9%	Game:	26-52	50.0%	Deadball
3FG % 1st Half:	1-5	20.0%	2nd half:	0-2	0.0%	Game:	1-7	14.3%	Rebounds
FT % 1st Half:	2-6	33.3%	2nd half:	8-14	57.1%	Game:	10-20	50.0%	3

Officials: Kerry Sitton, Sean Corbin, Kevin Fehr
Technical fouls: Western Michigan-None. Notre Dame-None.
Attendance: 6220

Score by periods	1st	2nd	Total	In	Off	2nd	Fast
Western Michigan	23	33	56	Points	T/O	Chance	Break
Notre Dame	27	36	63	WMU	0	0	0
				UND	0	0	0



After a 10-win turnaround in 2001-02, the Western Michigan's men's basketball team was poised to take the next step in 2002-03 under third-year head coach Robert McCullum.

The Broncos started the season with a huge wins at Michigan, 56-52, and at Auburn, 72-54, while also defeating Virginia Tech in Kalamazoo, 75-54. Those wins propelled the Broncos to an 8-1 non-conference record.

That helped the Broncos as they went through an up-and-down MAC campaign that saw the Broncos sitting at just 7-8 going into their final three games. The Broncos finished strong by defeating Ball State, 86-74, and Buffalo, 87-66, in Kalamazoo before ending the season with a 71-67 overtime victory at Northern Illinois.

WMU then took down Toledo in the first round of the MAC Tournament, but fell to the Huskies in the next round. Still, the Broncos 19-10 mark, including three wins over major conference teams in November and December earned the Broncos a spot in their second Postseason NIT.

Western Michigan earned a home opener, the first postseason basketball game ever hosted by the Broncos, against Illinois-Chicago.

It was a tight game throughout and the Flames held a one-point edge, 59-58, when Mike Williams hit a jumper with 2:33 remaining to give WMU the lead for good. The Broncos forced a turnover on the next possession and Robby Collum put the Broncos up three with a pair of free throws with 53 seconds remaining.

Anthony Kann led the way with 19 points and 13 rebounds, while Williams had 17 points and nine rebounds, Collum scored 14 points and Ben Reed added 10 points and nine rebounds.

The win earned the Broncos a trip to Albany, N.Y., to play Siena in the next round. WMU fell behind by eight at halftime, but came back to take the lead, 54-53, with 5:26 to go on a Jeff Bronson jumper. Siena held WMU scoreless over the next three minutes, holding on for the win.

Collum led all players with 27 points and 10 rebounds, while Kann had 10 points and 10 rebounds. Kann led WMU with 14.4 points and 8.8 rebounds, while Collum chipped in 13.6 point, 4.0 assists and 3.1 rebounds per game as both players received Honorable Mention All-MAC honors.

The late season run by the Broncos set the stage for what turned out to be one of the best seasons in school history in 2003-04.



Robby Collum (top left) and Anthony Kann (top right) were each named Honorable Mention All-MAC and helped WMU host the first postseason game (above) in University Arena history.

2002-03 ACCOMPLISHMENTS

- Fourth 20-win season in school history
- Second Postseason NIT appearance and fourth postseason trip overall
- WMU led the MAC with a school-record 279 steals as a team (9.00) and Robby Collum led the conference with a school-record and MAC-high 83 steals
- Second in the MAC in scoring defense (63.5 ppg)
- Robby Collum and Anthony Kann Honorable Mention All-MAC

Official Basketball Box Score -- Game Totals -- Final Statistics Illinois-Chicago vs Western Michigan 3/19/03 7 p.m. at Kalamazoo, Mich. (University Arena)

Illinois-Chicago 62 • 21-9

#	Player	Total			3-Ptr			Rebounds			PF	TP	A	T	Blk	Stl	Min
		FG-FGA	FG-FGA	FT-FTA	FG-FGA	FG-FGA	FT-FTA	Off	Def	Tot							
42	SCOTT, Joe	f	2-3	0-0	1-3	2	3	5	5	5	0	1	2	1	17		
05	KICKERT, Kyle	c	0-3	0-0	1-4	2	2	4	1	1	0	1	0	0	29		
03	BAILEY, Martell	g	3-10	0-1	0-0	0	4	4	2	6	4	1	0	0	26		
13	SCHNEIDERMAN, Jonath	g	1-5	0-2	2-2	0	2	2	1	4	1	1	1	2	31		
34	BANKS, Cedrick	g	8-19	1-4	1-3	5	4	9	3	18	1	3	0	3	36		
14	LESKO, Richard	g	0-1	0-1	0-0	0	0	0	0	0	0	0	0	0	0		
22	DOMINGUEZ, Rickey	g	0-0	0-0	0-0	0	0	0	1	0	0	0	0	0	1		
30	WILLIAMS, Armond	g	8-15	0-1	2-5	3	3	6	3	18	2	1	1	3	28		
32	CARR, Aaron	g	4-10	1-3	1-3	0	2	2	0	10	3	3	0	0	27		
40	HARRIS, Jabari	g	0-1	0-0	0-0	1	0	1	1	0	0	0	0	0	5		
Team						3	2	5									
Totals			26-67	2-12	8-20	16	22	38	17	62	11	11	6	9	200		
FG % 1st Half:		11-32	34.4%	2nd half:	15-35	42.9%	Game:		26-67	38.8%	Deadball						
3FG % 1st Half:		0-3	0.0%	2nd half:	2-9	22.2%	Game:		2-12	16.7%	Rebounds						
FT % 1st Half:		5-9	55.6%	2nd half:	3-11	27.3%	Game:		8-20	40.0%	3						

Western Michigan 63 • 20-10

#	Player	Total			3-Ptr			Rebounds			PF	TP	A	T	Blk	Stl	Min
		FG-FGA	FG-FGA	FT-FTA	FG-FGA	FG-FGA	FT-FTA	Off	Def	Tot							
04	WILLIAMS, Mike	f	8-16	0-0	1-1	2	7	9	3	17	1	2	2	1	36		
42	MADISON, Bobby	f	0-2	0-1	0-2	0	3	3	0	0	1	1	1	1	22		
44	KANN, Anthony	c	6-9	0-0	7-10	4	9	13	3	19	2	5	2	3	35		
14	COLLUM, Robby	g	3-11	2-7	6-6	0	2	2	3	14	3	4	0	0	35		
33	REED, Ben	g	3-8	1-4	3-4	2	7	9	3	10	1	2	0	0	29		
01	SLATER, Terrance	g	0-1	0-0	0-0	1	0	1	3	0	1	0	0	1	11		
05	SNIDER, Brian	g	0-1	0-0	0-0	0	0	0	0	0	1	0	0	1	8		
12	WILLIS, Rickey	g	0-1	0-1	1-2	0	1	1	1	1	1	0	0	0	8		
23	BERRY, Reggie	g	0-3	0-2	0-0	0	0	0	1	0	0	0	0	1	9		
43	BRONSON, Jeff	g	1-3	0-0	0-0	0	2	2	0	2	0	0	0	0	7		
Team						4	3	7									
Totals			21-55	3-15	18-25	13	34	47	17	63	10	15	5	8	200		
FG % 1st Half:		13-26	50.0%	2nd half:	8-29	27.6%	Game:		21-55	38.2%	Deadball						
3FG % 1st Half:		2-8	25.0%	2nd half:	1-7	14.3%	Game:		3-15	20.0%	Rebounds						
FT % 1st Half:		1-2	50.0%	2nd half:	17-23	73.9%	Game:		18-25	72.0%	6						

Officials: Tom Clark, Eugene Crawford, Glen Mayborg
Technical fouls: Illinois-Chicago-None. Western Michigan-None.
Attendance: 3078
Postseason NIT First Round

Score by periods	1st	2nd	Total
Illinois-Chicago	27	35	62
Western Michigan	29	34	63

Official Basketball Box Score -- Game Totals -- Final Statistics Western Michigan vs Siena 3/23/03 7 p.m. at Albany, N.Y. (Pepsi Arena)

Western Michigan 62 • 20-11

#	Player	Total			3-Ptr			Rebounds			PF	TP	A	T	Blk	Stl	Min
		FG-FGA	FG-FGA	FT-FTA	FG-FGA	FG-FGA	FT-FTA	Off	Def	Tot							
04	WILLIAMS, Mike	f	1-10	0-0	0-2	0	4	4	5	2	3	0	0	1	21		
42	MADISON, Bobby	f	2-3	1-2	0-0	0	2	2	3	5	0	0	0	3	18		
44	KANN, Anthony	c	4-15	1-2	1-2	7	3	10	4	10	2	3	0	2	35		
14	COLLUM, Robby	g	9-19	6-13	3-3	4	6	10	2	27	3	3	0	1	38		
33	REED, Ben	g	3-14	2-7	0-0	2	3	5	4	8	1	1	0	2	31		
01	SLATER, Terrance	g	1-1	0-0	0-0	0	0	0	0	0	0	0	0	0	4		
05	SNIDER, Brian	g	2-4	0-1	0-0	3	1	4	2	4	0	1	1	2	12		
12	WILLIS, Rickey	g	0-1	0-1	0-0	0	0	0	0	0	0	1	0	0	4		
23	BERRY, Reggie	g	0-3	0-3	0-0	0	2	2	0	0	1	0	0	0	14		
43	EVOLA, Nick	g	0-1	0-0	0-0	0	0	0	0	0	0	0	0	1	2		
42	BRONSON, Jeff	g	2-4	0-0	0-0	1	1	2	4	4	0	1	0	0	21		
Team						1	2	3									
Totals			24-75	10-29	4-7	18	24	42	26	62	10	11	2	11	200		
FG % 1st Half:		12-35	34.3%	2nd half:	12-40	30.0%	Game:		24-75	32.0%	Deadball						
3FG % 1st Half:		5-11	45.5%	2nd half:	5-18	27.8%	Game:		10-29	34.5%	Rebounds						
FT % 1st Half:		0-2	0.0%	2nd half:	4-5	80.0%	Game:		4-7	57.1%	1						

Siena 68 • 21-10

#	Player	Total			3-Ptr			Rebounds			PF	TP	A	T	Blk	Stl	Min
		FG-FGA	FG-FGA	FT-FTA	FG-FGA	FG-FGA	FT-FTA	Off	Def	Tot							
30	JORDAN, Antoine	f	1-7	0-1	3-4	0	6	6	2	5	1	3	0	1	30		
33	HADDIX, Michael	f	4-7	0-0	2-5	2	6	8	2	10	0	2	2	1	32		
34	MILLER, Justin	c	5-7	0-0	10-15	8	5	13	2	20	2	3	3	1	31		
03	KARANGWA, Prosper	g	8-17	2-4	7-9	4	4	8	1	25	4	2	0	0	40		
25	MITCHELL, Tommy	g	0-6	0-2	0-0	2	2	4	2	0	1	2	0	0	14		
12	JACKSON, Jamal	g	2-4	0-0	2-2	0	3	3	2	6	0	7	0	0	23		
20	ANDREWS, Austin	g	0-3	0-1	0-0	0	1	1	0	0	0	1	0	0	13		
21	WILLIAMS, Paul	g	0-2	0-0	0-2	0	2	2	0	0	1	0	0	1	12		
45	SNIEZYK, Brent	g	1-1	0-0	0-0	1	3	4	3	2	0	0	1	0	5		
Team						2	0	2									
Totals			21-54	2-8	24-37	19	32	51	14	68	9	19	7	4	200		
FG % 1st Half:		11-25	44.0%	2nd half:	10-29	34.5%	Game:		21-54	38.9%	Deadball						
3FG % 1st Half:		2-5	40.0%	2nd half:	0-3	0.0%	Game:		2-8	25.0%	Rebounds						
FT % 1st Half:		13-20	65.0%	2nd half:	11-17	64.7%	Game:		24-37	64.9%	4.2						

Officials: Bernard Clinton, Sean Hull, Dwayne Gladden
Technical fouls: Western Michigan-None. Siena-None.
Attendance: 7498
Postseason NIT Second Round

Score by periods	1st	2nd	Total
Western Michigan	29	33	62
Siena	37	31	68



The 2004-05 Western Michigan men's basketball team had a lot to live up to, following the team that won a school-record 26 games and advanced to the 2004 NCAA Tournament. Despite losing the reigning MAC Player of the Year in Mike Williams and All-MAC center Anthony Kann, the Broncos still had the pieces to make another run at the MAC championship.

WMU dropped its first two games of the season in Alaska, but then went on an 8-1 run that included road wins at College of Charleston and Virginia Tech. That run helped propel the Broncos to a 5-0 MAC start. The Broncos hit a bump in the road over their next 12 games, but still managed to finish 11-7, share the MAC West championship and earn a bye in the first round of the MAC Tournament. The Broncos reached Cleveland and had to eke out a 66-60 overtime victory over Akron. The Broncos set a MAC Tournament record in that game with 55 rebounds.

It looked as if WMU was on its way back to the MAC Tournament championship game when it took a 12-point second half lead on Buffalo in the semifinals, but the Bulls battled back to knock off the Broncos. A MAC West championship and 8-3 non-conference record, however, was enough to get the Broncos into the postseason for the third-straight year when they received a bid to the Postseason NIT.

The Broncos' opening task was daunting as they were sent to Milwaukee, Wis., to play Marquette, featuring future NBA player Steve Novak. The Broncos were up to the task and held Novak to 1-of-9 shooting and the Golden Eagles as a team to 28.6 percent shooting overall and 4.8 percent (1-21) from three-point range. Senior Levi Rost led all scorers with 18 points and nine rebounds and junior Brian Snider added 11 points and seven rebounds.

That set up one of the most exciting games in WMU history when TCU visited Kalamazoo for the next round of the NIT. A standing-room only crowd of 5,421 packed University Arena to see WMU score on a steal and layup by senior Ben Reed at the end of regulation to force overtime, but it wasn't enough in a 78-76 overtime loss. Reed led all players with 26 points and Rost added 16.

At the end of the season, Reed (17.7 ppg, 6.2 rpg) was named First Team All-MAC and Rost (16.5 ppg, 6.1 rpg) was named Second Team All-MAC. Freshmen center Joe Reitz (9.4 ppg, 5.5 rpg) also showed what was to come as he was named to the MAC All-Freshman Team.



Ben Reed (top left) was named First Team All-MAC and Levi Rost (top right) was named Second Team All-MAC. (Above) This layup, after a steal, by Reed in front of a soldout University Arena forced overtime in the NIT against TCU.

2004-05 ACCOMPLISHMENTS

- Sixth 20-win season in school history
- Third Postseason NIT appearance was third-straight postseason appearance and sixth overall
- Hosted second home postseason game (vs. TCU) and soldout University Arena
- Second in the MAC in scoring (72.9 ppg)
- Levi Rost set a school record with 91 three-pointers and Ben Reed's 81 is third
- Rickey Willis had 160 assists, third-most in a season at WMU
- First Team All-MAC Ben Reed, Second Team All-MAC Levi Rost, MAC All-Freshman Team Joe Reitz

**Official Basketball Box Score -- Game Totals -- Final Statistics
Western Michigan vs Marquette
03/14/05 8 p.m. at Milwaukee, Wis. (Bradley Center)**

#	Player	Total			3-Ptr			Rebounds			PF	TP	A	TO	Blk	Stl	Min
		FG-FGA	FG-FGA	FT-FTA	FG-FGA	FG-FGA	FT-FTA	Off	Def	Tot							
34	ROST, Levi	f	7-17	3-10	1-2	2	5	7	3	18	1	2	0	1	33		
42	REITZ, Joe	c	2-5	0-0	2-3	4	5	9	2	6	0	0	0	1	30		
12	WILLIS, Rickey	g	1-5	0-2	5-8	1	1	2	3	7	4	2	0	5	32		
33	SNIDER, Brian	g	3-4	2-3	3-4	2	5	7	1	11	2	2	1	1	36		
33	REED, Ben	g	1-7	0-5	4-5	0	4	4	2	6	2	1	1	0	24		
2	LAKU, Silver	g	1-3	0-2	0-0	0	1	1	0	2	0	0	0	0	12		
22	HESS, Dan	g	0-1	0-0	0-0	0	0	0	1	0	0	0	0	0	7		
23	BUFFORD, Stane's	g	2-4	0-0	0-0	2	2	4	2	4	1	4	0	2	16		
43	BRONSON, Jeff	g	0-0	0-0	0-0	0	1	1	0	0	0	0	0	0	10		
Team						0	2	2									
Totals			17-46	5-22	15-22	11	26	37	14	54	9	11	1	10	200		

FG % 1st Half: 10-26 38.5% 2nd half: 7-20 35.0% Game: 17-46 37.0%
 3FG % 1st Half: 3-14 21.4% 2nd half: 2-8 25.0% Game: 5-22 22.7%
 FT % 1st Half: 4-6 66.7% 2nd half: 11-16 68.8% Game: 15-22 68.2%

Marquette 40 • 19-12

#	Player	Total			3-Ptr			Rebounds			PF	TP	A	TO	Blk	Stl	Min
		FG-FGA	FG-FGA	FT-FTA	FG-FGA	FG-FGA	FT-FTA	Off	Def	Tot							
01	TOWNSEND, Todd	f	4-10	0-5	0-3	4	3	7	4	8	3	2	1	0	37		
20	NOVAK, Steve	f	1-9	1-6	0-0	1	1	2	4	3	1	2	0	2	33		
35	JACKSON, Marcus	c	1-1	0-0	0-1	5	6	11	2	2	0	1	1	0	24		
30	MASON, Dameon	g	6-17	0-3	2-5	2	6	8	2	14	0	4	0	3	32		
32	CHAPMAN, Joe	g	1-9	0-5	1-1	1	1	2	2	3	2	2	0	0	32		
12	HANLEY, Rob	g	0-2	0-1	0-0	0	1	1	0	0	3	0	0	0	16		
40	KINSELLA, Mike	g	2-5	0-0	2-2	1	1	2	1	6	0	0	1	0	10		
43	AMOROSO, Ryan	g	1-3	0-1	2-2	0	1	1	0	4	0	0	0	0	16		
Team						3	1	4									
Totals			16-56	1-21	7-14	17	21	38	15	40	9	13	3	8	200		

FG % 1st Half: 9-25 36.0% 2nd half: 7-31 22.6% Game: 16-56 28.6%
 3FG % 1st Half: 1-9 11.1% 2nd half: 0-12 0.0% Game: 1-21 4.8%
 FT % 1st Half: 4-7 57.1% 2nd half: 3-7 42.9% Game: 7-14 50.0%

Officials: Timothy Nestor, Roger Ayers, Emanuel Upton
 Technical fouls: Western Michigan-None. Marquette-None.
 Attendance: 3181
 NIT first-round game

Score by periods	1st	2nd	Total
Western Michigan	27	27	54
Marquette	23	17	40

	In	Off	2nd	Fast	Bench
Points	20	15	15	7	6
WMU	22	7	8	10	
MARQ					

Score tied - 6 times.
 Lead changed - 6 times.
 Largest lead - WMU by 14 2nd-01:10, MARQ by 3 1st-13:55.

**Official Basketball Box Score -- Game Totals -- Final Statistics
TCU vs Western Michigan
3/21/05 7 p.m. at University Arena - Kalamazoo, Mich.**

#	Player	Total			3-Ptr			Rebounds			PF	TP	A	TO	Blk	Stl	Min
		FG-FGA	FG-FGA	FT-FTA	FG-FGA	FG-FGA	FT-FTA	Off	Def	Tot							
32	SLOAN, Marcus	f	1-1	0-0	1-2	2	3	5	3	3	3	2	1	0	22		
12	IBIKUNLE, Femi	c	2-4	0-0	0-2	3	4	7	3	4	0	2	0	0	19		
03	SANTEE, Corey	g	10-16	6-9	0-1	0	2	2	3	26	3	1	0	0	39		
04	MURRY, Nile	g	4-8	4-5	1-2	2	4	6	3	13	3	2	0	0	38		
10	SHROPSHIRE, Marcus	g	6-14	3-10	2-2	0	1	1	3	17	2	1	0	2	35		
02	RESE-HACKETT, Brent	g	0-0	0-0	0-0	0	1	1	0	0	0	0	0	0	11		
05	OWENS, Neiman	g	1-1	1-1	0-0	0	0	0	0	3	0	1	1	1	8		
13	DOUGHERTY, Neil P.	g	0-0	0-0	0-0	0	0	0	0	0	0	0	0	0	3		
16	STUBBS, Judson	g	3-5	0-0	1-2	0	8	2	7	0	1	0	0	0	16		
21	CURTIS, Aaron	g	1-5	0-0	3-6	1	3	4	5	4	2	1	1	0	30		
23	ADAMS, Blake	g	0-1	0-0	0-0	0	0	0	0	1	0	0	0	0	2		
45	PIERCE, Art	g	0-0	0-0	0-0	0	1	1	0	0	0	0	0	1	2		
Team						1	2	3									
Totals			28-55	14-25	8-17	9	29	38	24	78	15	12	3	5	225		

FG % 1st Half: 15-28 53.6% 2nd half: 10-22 45.5% OT: 3-5 60.0% Game: 28-55 50.9%
 3FG % 1st Half: 9-13 69.2% 2nd half: 4-10 40.0% OT: 1-2 50.0% Game: 14-25 56.0%
 FT % 1st Half: 2-4 50.0% 2nd half: 5-10 50.0% OT: 1-3 33.3% Game: 8-17 47.1%

Western Michigan 76 • 20-13

#	Player	Total			3-Ptr			Rebounds			PF	TP	A	TO	Blk	Stl	Min
		FG-FGA	FG-FGA	FT-FTA	FG-FGA	FG-FGA	FT-FTA	Off	Def	Tot							
34	ROST, Levi	f	6-16	1-7	3-4	5	2	7	1	16	3	0	1	0	40		
42	REITZ, Joe	c	2-5	0-0	0-2	2	4	6	4	4	0	2	0	0	28		
03	SNIDER, Brian	g	4-10	2-3	2-2	2	1	3	5	12	3	3	0	1	36		
12	WILLIS, Rickey	g	1-5	0-3	4-6	0	1	1	2	6	0	0	0	2	38		
33	REED, Ben	g	9-18	4-7	4-10	0	7	7	1	26	1	0	0	0	39		
02	LAKU, Silver	g	0-0	0-0	0-0	0	0	0	0	0	0	0	0	0	4		
05	HERSBERGER, Andrew	g	1-1	0-0	2-2	1	2	3	2	4	0	0	2	0	9		
22	HESS, Dan	g	0-0	0-0	0-0	0	1	1	0	0	0	0	0	0	5		
23	BUFFORD, Stane's	g	3-8	0-0	1-1	4	2	6	1	7	0	1	0	0	17		
43	BRONSON, Jeff	g	0-2	0-0	1-2	2	2	2	0	1	0	1	0	0	9		
Team						2	2	4									
Totals			26-66	7-20	17-29	18	22	40	16	76	13	7	3	3	225		

FG % 1st Half: 14-31 45.2% 2nd half: 10-30 33.3% OT: 2-5 40.0% Game: 26-66 39.4%
 3FG % 1st Half: 3-8 37.5% 2nd half: 4-11 36.4% OT: 0-1 0.0% Game: 7-20 35.0%
 FT % 1st Half: 4-6 66.7% 2nd half: 11-17 64.7% OT: 2-6 33.3% Game: 17-29 58.6%

Officials: Leslie Jones, Bryan Kersey, Jerry Heater
 Technical fouls: TCU-None. Western Michigan-None.
 Attendance: 5421
 NIT Second Round game. TCU advances to play Maryland/Davidson.

Score by periods	1st	2nd	OT	Total
TCU	41	29	8	78
Western Michigan	35	35	6	76

	In	Off	2nd	Fast	Bench
Points	28	11	9	2	15
TCU	32	19	11	2	12
WMU					

Score tied - 4 times.
 Lead changed - 2 times.
 Largest lead - TCU by 11 2nd-12:07, WMU by 11 1st-10:38.

NCAA TOURNAMENT RECORDS

Points

- 32 Rashod Johnson Clemson, 3/13/98
- 25 Jeff Tyson Virginia Tech, 3/13/76
- 24 Mike Williams Vanderbilt, 3/19/04
- 24 Saddi Washington Clemson, 3/13/98
- 21 Tom Cutter Marquette, 3/18/76

Field Goals

- 11 Rashod Johnson Clemson, 3/13/98
- 11 Jeff Tyson Virginia Tech, 3/13/76
- 10 Mike Williams Vanderbilt, 3/19/04
- 8 Saddi Washington Clemson, 3/13/98
- 8 Jeff Tyson Marquette, 3/18/76
- 8 Tom Cutter Marquette, 3/18/76

Field Goal Attempts

- 27 Jeff Tyson Virginia Tech, 3/13/76
- 23 Rashod Johnson Clemson, 3/13/98
- 20 Saddi Washington Clemson, 3/13/98
- 20 Mike Williams Vanderbilt, 3/19/04
- 19 Saddi Washington Stanford, 3/15/98

Field Goal Percentage (Min. 10 att.)

- .700 (7-10) Jason Kimbrough Stanford, 3/15/98
- .666 (8-12) Tom Cutter Marquette, 3/18/76
- .500 (10-20) Mike Williams Vanderbilt, 3/19/04
- .500 (8-16) Jeff Tyson Marquette, 3/18/76
- .478 (11-23) Rashod Johnson Clemson, 3/13/98

3-Point Field Goals

- 8 Rashod Johnson Clemson, 3/13/98
- 3 Jason Kimbrough Stanford, 3/15/98
- 2 Kylo Jones Stanford, 3/15/98
- 2 Rashod Johnson Stanford, 3/15/98
- 2 Saddi Washington Stanford, 3/15/98
- 2 Saddi Washington Clemson, 3/13/98

3-Point Field Goal Attempts

- 15 Rashod Johnson Clemson, 3/13/98
- 7 Rashod Johnson Stanford, 3/15/98
- 7 Saddi Washington Stanford, 3/15/98
- 5 Ben Reed Vanderbilt, 3/19/04
- 5 Kylo Jones Stanford, 3/15/98
- 5 Saddi Washington Clemson, 3/13/98

3-Point Field Goal Percentage (Min. 5 att.)

- .533 (8-15) Rashod Johnson Clemson, 3/13/98
- .400 (2-5) Kylo Jones Stanford, 3/15/98
- .400 (2-5) Saddi Washington Clemson, 3/13/98
- .285 (2-7) Rashod Johnson Stanford, 3/15/98
- .285 (2-7) Saddi Washington Stanford, 3/15/98

Free Throws Made

- 9 Tom Cutter Virginia Tech, 3/13/76
- 6 Saddi Washington Clemson, 3/13/98
- 5 Tom Cutter Marquette, 3/18/76
- 4 Mike Williams Vanderbilt, 3/19/04
- 4 Saddi Washington Stanford, 3/15/98
- 4 Paul Griffin Virginia Tech, 3/13/76

Free Throw Attempts

- 11 Tom Cutter Virginia Tech, 3/13/76
- 8 Saddi Washington Clemson, 3/13/98
- 7 Paul Griffin Virginia Tech, 3/13/76
- 6 Mike Williams Vanderbilt, 3/19/04
- 5 Tom Cutter Marquette, 3/18/76
- 5 Saddi Washington Stanford, 3/15/98

Free Throw Percentage (5 or more)

- .818 (9-11) Tom Cutter Virginia Tech, 3/13/76
- .750 (6-8) Saddi Washington Clemson, 3/13/98

Rebounds

- 17 Tom Cutter Marquette, 3/18/76
- 15 Paul Griffin Virginia Tech, 3/13/76
- 11 Tom Cutter Virginia Tech, 3/13/76
- 10 Ben Reed Vanderbilt, 3/19/04
- 9 Brian Snider Vanderbilt, 3/19/04

Assists

- 7 Jim Kurzen Virginia Tech, 3/13/76
- 7 Jason Kimbrough Clemson, 3/13/98
- 6 Brian Snider Vanderbilt, 3/19/04
- 6 Paul Griffin Marquette, 3/18/76
- 4 Rashod Johnson Stanford, 3/15/98
- 4 Saddi Washington Stanford, 3/15/98
- 4 Aaron Toothman Stanford, 3/15/98

Blocks

- 2 Paul Griffin Virginia Tech, 3/13/76
- 2 Jeff Tyson Virginia Tech, 3/13/76
- 2 Jeff Tyson Marquette, 3/18/76

Steals

- 5 Brian Snider Vanderbilt, 3/19/04
- 4 Jason Kimbrough Clemson, 3/13/98
- 2 8 Players Tied



Jeff Tyson scored 25 points against Virginia Tech in the Broncos' first NCAA Tournament experience



POSTSEASON NIT RECORDS

Points

- 1. 27 Robby Collum Siena, 3/23/03
- 2. 26 Ben Reed TCU, 3/21/05
- 3. 19 Anthony Kann UIC, 3/19/03
- 4. 18 Levi Rost Marquette, 3/14/05
- 5. 17 Mike Williams UIC, 3/19/03

Field Goals

- 1. 9 Ben Reed TCU, 3/21/05
- 9 Robby Collum Siena, 3/23/03
- 3. 8 Mike Williams UIC, 3/19/03
- 4. 7 Levi Rost Marquette, 3/14/05
- 5. 6 Anthony Kann UIC, 3/19/03
- 6 Sean Wightman Notre Dame, 3/18/92

Field Goal Attempts

- 1. 19 Robby Collum Siena, 3/23/03
- 2. 18 Ben Reed TCU, 3/21/05
- 3. 17 Levi Rost Marquette, 3/14/05
- 4. 16 Mike Williams UIC, 3/19/03
- 16 Levi Rost TCU, 3/21/05

Field Goal Percentage (Min. 10 att.)

- 1. .500 (9-18) Ben Reed TCU, 3/21/05
- .500 (8-16) Mike Williams UIC, 3/19/03
- 3. .473 (9-19) Robby Collum Siena, 3/23/03
- 4. .416 (5-12) Leon McGee Notre Dame, 3/18/92
- 5. .411 (7-17) Levi Rost Marquette, 3/14/05

3-Point Field Goals

- 1. 6 Robby Collum Siena, 3/23/03
- 2. 4 Ben Reed TCU, 3/21/05
- 3. 3 Levi Rost Marquette, 3/14/05
- 3 Sean Wightman Notre Dame, 3/18/92
- 5. 2 Ben Reed Siena, 3/23/03
- 2 Brian Snider Marquette, 3/14/05
- 2 Darrick Brooks Notre Dame, 3/18/92

3-Point Field Goal Attempts

- 1. 13 Robby Collum Siena, 3/23/03
- 2. 10 Levi Rost Marquette, 3/14/05
- 3. 8 Darrick Brooks Notre Dame, 3/18/92
- 4. 7 Ben Reed Siena, 3/23/03
- 7 Robby Collum UIC, 3/19/03
- 7 Levi Rost TCU, 3/21/05
- 7 Ben Reed TCU, 3/21/05

3-Point Field Goal Percentage (Min. 5 att.)

- 1. .600 (3-5) Sean Wightman Notre Dame, 3/18/05
- 2. .571 (4-7) Ben Reed TCU, 3/21/05
- 3. .461 (6-13) Robby Collum Siena, 3/23/03
- 4. .300 (3-10) Levi Rost Marquette, 3/14/05
- 5. .285 (2-7) Robby Collum UIC, 3/19/03

Free Throws Made

- 1. 7 Anthony Kann UIC, 3/19/03
- 2. 6 Robby Collum UIC, 3/19/03
- 3. 5 Rickey Willis Marquette, 3/14/05
- 4. 4 4 Players Tied

Free Throw Attempts

- 1. 10 Anthony Kann UIC, 3/19/03
- 10 Ben Reed TCU, 3/21/05
- 3. 8 Rickey Willis Marquette, 3/14/05
- 4. 7 Leon McGee Notre Dame, 3/18/92
- 5. 6 Virgil Grayson Notre Dame, 3/18/92
- 6 Robby Collum UIC, 3/19/03

Free Throw Percentage (5 or more)

- 1. 1.000 (6-6) Robby Collum UIC, 3/19/03
- 2. .700 (7-10) Anthony Kann UIC, 3/19/03
- 3. .625 (5-8) Rickey Willis Marquette, 3/14/05

Rebounds

- 1. 13 Anthony Kann UIC, 3/19/03
- 2. 10 Jim Havirlla Notre Dame, 3/18/92
- 10 Anthony Kann Siena, 3/23/03
- 10 Robby Collum Siena, 3/23/03
- 5. 9 Joe Reitz Marquette, 3/14/05
- 9 Mike Williams UIC, 3/19/03
- 9 Ben Reed UIC, 3/19/03

Assists

- 1. 6 Rickey Willis TCU, 3/21/05
- 2. 4 Rickey Willis Marquette, 3/14/05
- 3. 3 5 Players Tied

Blocks

- 1. 2 Andrew Hershberger TCU, 3/21/05
- 2 Mike Williams UIC, 3/19/03
- 2 Anthony Kann UIC, 3/19/03

Steals

- 1. 5 Virgil Grayson Notre Dame, 3/18/92
- 5 Darrick Brooks Notre Dame, 3/18/92
- 5 Rickey Willis Marquette, 3/14/05
- 4. 3 Bobby Madison Siena, 3/23/03
- 3 Anthony Kann UIC, 3/19/03



Robby Collum scored a WMU Postseason NIT record 27 points against Siena in 2003.

ALL-TIME TOURNAMENT RECORDS

Points

1.	32	Rashod Johnson	Clemson, 3/13/98
2.	27	Robby Collum	Siena, 3/23/03
3.	26	Ben Reed	TCU, 3/21/05
4.	25	Jeff Tyson	Virginia Tech, 3/13/76
5.	24	Mike Williams	Vanderbilt, 3/19/04
	24	Saddi Washington	Clemson, 3/13/98

Field Goals

1.	11	Rashod Johnson	Clemson, 3/13/98
	11	Jeff Tyson	Virginia Tech, 3/13/76
3.	10	Mike Williams	Vanderbilt, 3/19/04
4.	9	Ben Reed	TCU, 3/21/05
	9	Robby Collum	Siena, 3/23/03

Field Goal Attempts

1.	27	Jeff Tyson	Virginia Tech, 3/13/76
2.	23	Rashod Johnson	Clemson, 3/13/98
3.	20	Saddi Washington	Clemson, 3/13/98
	20	Mike Williams	Vanderbilt, 3/19/04
5.	19	Robby Collum	Siena, 3/23/03
	19	Saddi Washington	Stanford, 3/15/98

Field Goal Percentage (Min. 10 att.)

1.	.700 (7-10)	Jason Kimbrough	Stanford, 3/15/98
2.	.666 (8-12)	Tom Cutter	Marquette, 3/18/76
3.	.500 (10-20)	Mike Williams	Vanderbilt, 3/19/04
	.500 (9-18)	Ben Reed	TCU, 3/21/05
	.500 (8-16)	Mike Williams	UIC, 3/19/03
	.500 (8-16)	Jeff Tyson	Marquette, 3/18/76

3-Point Field Goals

1.	8	Rashod Johnson	Clemson, 3/13/98
2.	6	Robby Collum	Siena, 3/23/03
3.	4	Ben Reed	TCU, 3/21/05
4.	3	Jason Kimbrough	Stanford, 3/15/98
	3	Levi Rost	Marquette, 3/14/05

3-Point Field Goal Attempts

1.	15	Rashod Johnson	Clemson, 3/13/98
2.	13	Robby Collum	Siena, 3/23/03
3.	10	Levi Rost	Marquette, 3/14/05
4.	7	Rashod Johnson	Stanford, 3/15/98
	7	Saddi Washington	Stanford, 3/15/98

3-Point Field Goal Percentage (Min. 5 att.)

1.	.600 (3-5)	Sean Wightman	Notre Dame, 3/18/05
2.	.571 (4-7)	Ben Reed	TCU, 3/21/05
3.	.533 (8-15)	Rashod Johnson	Clemson, 3/13/98
4.	.461 (6-13)	Robby Collum	Siena, 3/23/03
5.	.400 (2-5)	Kylo Jones	Stanford, 3/15/98
	.400 (2-5)	Saddi Washington	Clemson, 3/13/98

Free Throws Made

1.	9	Tom Cutter	Virginia Tech, 3/13/76
2.	7	Anthony Kann	UIC, 3/19/03
3.	6	Saddi Washington	Clemson, 3/13/98
	6	Robby Collum	UIC, 3/19/03
5.	5	Tom Cutter	Marquette, 3/18/76
	5	Rickey Willis	Marquette, 3/14/05

Free Throw Attempts

1.	11	Tom Cutter	Virginia Tech, 3/13/76
2.	10	Anthony Kann	UIC, 3/19/03
	10	Ben Reed	TCU, 3/21/05
4.	8	Saddi Washington	Clemson, 3/13/98
	8	Rickey Willis	Marquette, 3/14/05

Free Throw Percentage (5 or more)

1.	1.000 (6-6)	Robby Collum	UIC, 3/19/03
2.	.818 (9-11)	Tom Cutter	Virginia Tech, 3/13/76
3.	.750 (6-8)	Saddi Washington	Clemson, 3/13/98
4.	.700 (7-10)	Anthony Kann	UIC, 3/19/03
5.	.625 (5-8)	Rickey Willis	Marquette, 3/14/05

Rebounds

1.	17	Tom Cutter	Marquette, 3/18/76
2.	15	Paul Griffin	Virginia Tech, 3/13/76
3.	13	Anthony Kann	UIC, 3/19/03
4.	11	Tom Cutter	Virginia Tech, 3/13/76
5.	10	Jim Havrilla	Notre Dame, 3/18/92

Assists

1.	7	Jim Kurzen	Virginia Tech, 3/13/76
7	Jason Kimbrough	Clemson, 3/13/98	
3.	6	Brian Snider	Vanderbilt, 3/19/04
6	Paul Griffin	Marquette, 3/18/76	
6	Rickey Willis	TCU, 3/21/05	

Blocks

1.	2	Andrew Hershberger	TCU, 3/21/05
2	Mike Williams	UIC, 3/19/03	
2	Anthony Kann	UIC, 3/19/03	
2	Jeff Tyson	Marquette, 3/18/76	
2	Paul Griffin	Virginia Tech, 3/13/76	
2	Jeff Tyson	Virginia Tech, 3/13/76	

Steals

1.	5	Rickey Willis	Marquette, 3/14/05
5	Brian Snider	Vanderbilt, 3/19/04	
5	Virgil Grayson	Notre Dame, 3/18/92	
5	Darrick Brooks	Notre Dame, 3/18/92	
5.	4	Jason Kimbrough	Clemson, 3/13/98



No Western Michigan player has scored more than Rashod Johnson's 32 points against Clemson in the 1998 NCAA Tournament.





- A -	Norvall Burgett '54	- E -	Dan Hess '05, '06, '07, '08
Bob Adams '50, '51, '52	Fred Burnette '74	Leonard Eason '55, '56	Elwyn Heyn '50
Harold Althoff '30, '31, '32	Joel Burns '94, '95, '96, '97	Steve Eckert '65, '66	Richard Hill '39
Steve Amundson '84, '85, '86, '87	John Buscher '45	Jason Endsley '90	Jim Hipsher '51
Bill Anderson '14	August Buysse '64	Roger Eggers '54	John Hoekje Jr, '44
Niles Anderson '63, '64, '65	Marv Bylsma '44	Dedrick Elder '79, '80, '81, '82	Phil Holmes '88, '89
Rolla Anderson '44	Bob Byrd '65	Cordell Eley '83, '84, '85	Steve Holmes '60, '61
Charles Angell '17, '18	John Byrnes '26	George Elias '26, '27, '28	Bill Hootman '14
Ken Angevine '36	Warren Byrum '29, '30, '31	David Elliott '80, '82, '83	Guy Houston '18, '19, '20
Dave Arnold '35, '36, '37		Emil Elsner '41, '42, '43	Joe Hoy '41
Ray Avery '26, '27, '28	- C -	Ron Emerick '60, '61, '62	Ellis Hull '68, '69, '70
Frank Ayers '73	Duncan Cameron '19, '20, '21	Nick Evola '02, '03	Don Huppert '44
	Walt Campbell '16		Ed Huttenga '34
	Dave Carnegie '76, '78	- F -	Charles Huyce '15
- B -	Maverick Carter '01	Walt Farrar '20, '21	
Myron Ballard '40, '41, '42	KC Cavette '00, '01	Jeremy File '04, '05	- I -
Alan Barkeley '54, '55, '56	John Cawood '44, '45, '46	Carl Fischer '35, '36	Jack Insley '38
Graham Barker '14	Louis Chappel '36, '37	Sid Fisher '19	
Tony Barksdale '99, '00	Roosevelt Clark '69, '70	Bob Fitch '46, '47, '48, '49	- J -
Jim Baugh '62, '63	Pat Cleland '01, '03	Erwin Fitzgerald '46, '47	Fred Jacks '16
Tony Baumgardt '86, '87, '88, '89	Donald Cloutier '06, '07	Arch Flannery '16, '17	Ron Jackson '52, '53, '54
Harold Beebe '24	Pat Clysdale '49, '50	Tony Flanory '78, '79, '81, '82	Shaun Jackson '98, '99
John Behrens '44	Vernon Coakley '90	Crandall Flogus '28	Shawn Jackson '92, '93
John Bek '15, '16	Don Coleman '54	Gene Ford '67, '68, '69	Brooker James '84, '85, '86, '87
Bruce Benbow '53	Hubert Coleman '67, '68	Frank Forrest '24, '25	Earl Jenkins '69, '70, '71
Neil Benford '52, '53	Lewis (Carl) Coleman '70, '71	Derek Fracalossi '05, '06, '07, '08	Brandon Johnson '01
Greg Bennett '64	Henry Collins '30	Niles Freeland '35, '36, '37	Kelvin Johnson '89, '90, '91
Paul Bennett '20, '21, '22	Robby Collum '01, '02, '03		Neal Johnson '24, '25, '26
Vinton Bennett '91, '93, '94, '95	Bernie Compton '44, '47, '48	- G -	Oscar Johnson '22, '23, '24, '25
Reggie Berry '01, '02, '03, '04	Tom Conway '58, '59	Shawntés Gary '06, '07, '08, '09	Rashod Johnson '95, '96, '97, '98
Brian Best '64, '65, '66	Charles Cook '31	Harold Gensichen '42, '43, '47	Wilbur Johnson '22, '23, '24
Jim Betchek '49, '50, '51	Tom Cook '66, '67	John Gill '20, '21, '22, '23	William Johnson '93
Les Binkley '34	Bill Colle '64, '65, '66	Frank Gilman '47, '48, '49	Anthony Jones '83
Herb Bippes '16	Fred Corbus '55, '56	Mark Gorski '83, '84, '85, '86	Kylo Jones '98
Bob Bivins '54	Will Cornell '26, '27	Walt Graff '19	Steve Jones '78
Mike Bivins '73, '74, '75	Howard Crull '19	Virgil Grayson '92	Antwan Joseph '03
Jason Black '95, '96, '97	John Cuckovich '40	Steve Green '03, '04, '05	Mark Judge '89, '90, '91, '92
Ryan Black '96, '97, '98	Kenny Cunningham '79, '80	Otto Grein '27, '28, '29, '30	
Lary Blahnik '81, '82, '83, '84	Rod Curry '77, '78, '79	Paul Grein '29, '30, '31	- K -
Edgar Blair '57, '58, '59	Tom Cutter '74, '75, '76, '77	Dennis Griffin '63	Mike Kabat '80, '81
Bob Blohm '65, '66		Paul Griffin '73, '74, '75, '76	Fred Kahler '41, '42, '43
Sam Boerman '19, '20, '21, '22	- D -	Don Groggel '45, '48, '49, '50	Anthony Kann '01, '02, '03, '04
Randy Bolden '84, '85, '86, '87	Deon Davenport '91	Art Guse '38, '39, '40	Sam Key '59, '60, '61
Bob Bolton '59, '60, '61, '62	Wayne Davidson '38, '39, '40		Ron Kidney '67, '68
John Borgerding '25, '26, '27	David Dean '68	- H -	Jason Kimbrough '97, '98
Don Boven '46, '47, '48, '49	Dale DeBruin '75, '76	Pete Hanold '72	Dave Kollat '58
Boice Bowman '66, '67	Bob Decker '30, '31	Ben Handlogten '93, '94, '95, '96	Ernest Koob '14
Richard Bowman '44	Al DenBleyker '26	Mike Handlogten '94, '95	David Kool '07, '08, '09
Chris Brawley '87, '88, '89, '90	Jim DenHerber '31, '32, '33	Pete Hansen '85, '86	Henry Kovacs '37, '38
Bob Briggs '41	Russ DesErma '96, '97	Earl Harper '71, '72	Joe Kramer '66, '67
Bill Broadbent '38, '39, '40	Wes deVries '04, '05, '06	Jimmie Harvey '73, '74, '75, '76	Walt Krentler '15
Darrick Brooks '90, '91, '92, '93	Todd Dietrich '78, '79, '80, '81	Clarence Harvill '66, '67, '68	Mark Krueger '83
Charles Brotebeck '51, '52, '53	Mike Dietz '80, '83	Jim Havrilla '89, '90, '91, '92	Tom Krupa '45
Taylor Bro '00, '01, '02	Bob Diment '53, '55, '56	Roy Healy '51, '52, '53	Dave Kuipers '79, '80, '81, '82
Jeff Bronson '02, '03, '04, '05	LeRoy Dixon '69, '70	Norwood Hearn '25	Don Kula '59
Charles Brown '47, '48	Stan Dixon '72, '73, '74	Larry Heckathorn '32	Jim Kurzen '73, '74, '75, '76
LaVerne Brown '57	Mike Douglas '09	Oscar Helberg '14	
Mark Brown '88, '89, '90	Tom Dreier '59, '60, '61	Ned Hellman '87, '88	- L -
Rod Brown '99, '00	Derek Drews '06, '07, '08, '09	John Henderson '22	Reggie Lacefield '65, '66, '67, '68
Stane's Bufford '05, '06	Lionel Dunlap '15	Paul Hendricks '58	Bennie Laevin '32, '33, '34
Isaac Bullock '98, '99		Andrew Hershberger '05, '06, '07, '08	Silver Laku '04, '05, '07, '08
Taron Burgess '95, '96, '97			

NFL PLAYERS

Name **Final Yr. at WMU**
Joe Reitz **2008**

- Baltimore Ravens • Offensive Tackle (2008)

NBA PLAYERS

Name **Final Yr. at WMU**
Don Boven **1949**

- Waterloo Hawks (1950)
- Milwaukee Hawks (1952)
- Fort Wayne Pistons (1953)
- 195 games/9.0 ppg/4.2 rpg/2.0 apg

Paul Griffin **1976**

- New Orleans Jazz (1977-79)
- San Antonio Spurs (1980-83)
- 480 games/5.1 ppg/5.5 rpg/2.3 apg

Ben Handlogten **1996**

- Utah Jazz (2004-05)
- 38 games/4.3 ppg/3.2 rpg
- Also has averaged 16.8 ppg/10.3 rpg in six seasons overseas in Turkey, Japan, Italy and Greece

Walker D. Russell **1982**

- Detroit Pistons (1983-84/86/88)
- Atlanta Hawks (1985)
- Indiana Pacers (1987)
- 155 games/3.0 ppg/1.2 rpg/2.3 apg

INTERNATIONAL PLAYERS

Name **Final Yr. at WMU**
Reggie Berry **2004**

- FC Baunach-Germany
- 2006-07: 21.5 ppg, 6.5 apg, 5.5 rpg, 1.5 spg

Rod Brown **2000**

- London Leopards-England
- 2000-01: 13.7 ppg, 4.2 rpg, 6.1 apg
 - 2001-02: 16.5 ppg, 4.8 rpg, 3.5 apg, 1.8 bpg
 - 2002-03: 19.0 ppg, 4.9 rpg
 - British Basketball League All-Star (2002)

- London Towers-England
- 2003-04: 17.4 ppg, 3.4 rpg, 5.5 apg
 - 2004-05: 16.7 ppg, 4.1 rpg, 5.3 apg, 2.0 spg

- Drac Inca Mallorca-Spain
- 2005-06: 11.7 ppg, 3.5 rpg, 4.4 apg
 - Eurobasket.com Spanish LEB1 All-Bosmans Team
 - Spanish LEB1 Cup Finalist

- Vive Menorca-Spain
- 2006-07: 5.2 ppg, 1.4 rpg, 2.4 apg
- AEL Larissa-Greece
- 2007: 5.9 ppg, 1.9 rpg, 2.6 apg

Stane's Bufford **2006**

- Crailsheim-Germany
- 2006-07: 17.2 ppg, 4.3 rpg, 2.6 apg, 1.2 spg
- Chemnitz-Germany (2009-10)

Joel Burns **1997**

- Watford Royals-England
- 1997: 16.6 ppg, 4.0 rpg
- Worthing Bears-England
- 1997-98: 15.9 ppg, 3.5 rpg

- Derby Storm-England
- 1998-99: 19.9 ppg
 - 2000-01: 13.5 ppg, 1.5 apg
- Edinburgh Rocks-England
- 1999: 11.6 ppg, 3.0 rpg
- Birmingham Bullets-England
- 2000: 13 ppg, 2.9 rpg

- Braunschweig-Germany
- 2001-02: 4.9 ppg, 1.5 rpg
- Milton Keynes Lions-England
- 2002-03: 14.3 ppg, 2.3 rpg
 - 2003-04: 14.9 ppg, 2.5 rpg
- Leicester City Riders-England
- 2004-05: 14.4 ppg, 3.7 rpg, 2.2 apg
 - 2005-06: 6.5 rpg, 1.1 rpg

- Sheffield Sharks-England
- 2006-07: 6.1 ppg, 1.8 rpg
 - 2008-09: 3.5 ppg
 - 2009-10
- DMU Leicester City Riders-England
- 2007-08: Player/Asst. Coach 8.9 ppg, 3.0 rpg

Robby Collum **2003**

- Cometas de Queretaro-Mexico
- 2005: 22.0 ppg, 4.1 rpg, 3.1 apg, 2.3 spg
- La Ola de la Benito Juarez-Mexico (2006)
- Pioneros de Cancun-Mexico (2007)
- Pioneros de Quintana Roo-Mexico
- 2007-08: 16.8 ppg, 4.4 rpg, 2.4 apg, 2.2 spg
- Defensor Sporting Club-Uruguay (2009-10)

Jim Havrilla **1992**

- Played overseas from 1994-2005 in Portugal, Hungary, China, England, Croatia, Bosnia, Poland, Greece, Germany and France
 - Bosnian League Defensive Player of the Year and First Team All-Import for league champs Brotnjo Citluk in 2000; 10.6 ppg/8.6 rpg
 - Named Polish League All-Star in 2001 at Brok Slupsk; 18.5 ppg/9.1 rpg
- TBB Trier-Germany
- 2003-04: 8.6 ppg, 5.0 rpg, 1.3 bpg
 - 2004-05: 8.5 ppg, 4.3 rpg, 1.2 bpg

Rashod Johnson **1998**

- London Leopards-England
- 1998-99: 16.9 ppg
 - 1999-00: 20.5 ppg, 303 rpg
 - 2000-01: 20.8 ppg, 2.8 rpg, 2.3 apg
 - British BBL All-Star (2001)
- Birmingham Bullets-England
- 2001-02: 19.7 ppg, 2.8 rpg, 3.2 apg, 2.1 bpg

Jason Kimbrough **1998**

- London Leopards-England
- 1999-00: 21.1 ppg, 2.6 rpg
 - 2000-01: 17.1 ppg, 2.7 rpg, 3.3 apg
 - 2001-02: 15.8 ppg, 3.1 rpg, 2.5 apg, 1.6 bpg

Silver Laku **2008**

- U.M.F. Skallgrimir Borganes-Iceland (2009-10)

Bobby Madison **2004**

- Deportivo Comunal Ancud-Chile
- 2005: 24.0 ppg, 9.4 rpg, 3.1 apg, 60.0 FG%
 - Named All-Chilean Second Team
 - Won the Saudi Arabian League Championship with Al Ahli Jeddah in 2006

- Union de Sunchales-Argentina
- 2007-08: 11.4 ppg, 6.3 rpg
- Deportivo Valdivia-Spain
- 2008-09: 28.1 ppg, 10.3 rpg, 4.3 apg
- CAB Madeira-Spain
- 2008-09: 16.0 ppg, 5.4 rpg

Ben Reed **2005**

- Ovarense-Portugal (2005-08)
- Two-time Portuguese League All-Star (2006, 2007)
 - Won back-to-back Portuguese League regular season and tournament championships (2006, 2007)
 - 2005-06: 13.8 ppg, 5.8 rpg, 2.7 apg, 56.3 FG%
 - 2006-07: 11.9 ppg, 4.3 rpg, 2.6 apg, 47.1 FG%
 - 2007-08: 9.5 ppg, 4.6 rpg, 2.0 apg, 1.2 spg
- Sport Lisboa Benfica (2008-10)
- 2008-09: 11.2 ppg, 5.0 rpg, 4.0 apg, 1.6 spg, league champion

Levi Rost **2005**

- Deltalcon APOEL Nicosia-Cyprus
- 2005-06: 10.1 ppg, 4.1 rpg in seven games
- Celso Miguez-Spain
- 2005-06: 18.3 ppg, 7.2 rpg, 2.4 spg in nine games
- Ciudad de La Laguna Canarias-Spain (2006-08; 09-10)
- 2006-07: 17.0 ppg, 4.1 rpg, 62.0 FG%, 40.0 3FG%
 - Won Spanish LEB2 regular season championship
 - 2007-08: 10.7 ppg, 2.7 rpg, 1.2 spg
- CD Villa de Los Barrios-Spain
- 2008-09: 9.9 ppg, 3.3 rpg, 1.4 spg

Brian Snider **2006**

- Giessen-Germany (2006-07)
- Averaged 5.2 ppg, 2.9 rpg, 1.5 apg

Saddi Washington **1998**

- Played for five teams in NBA Summer Leagues
 - Won 2001 ABA Championship with Detroit Dogs; averaged 16.0 ppg, 2.4 rpg, 2.3 apg
- Golbey-Epinal-France
- 2001: 16.7 ppg, 5.6 rpg, 2.8 apg
 - 2002-03: 19.2 ppg, 4.7 rpg, 3.5 apg
- Pallacanestro Messina-Italy
- 2002: 11.7 ppg, 3.8 rpg
- Bourg en Bresse-France
- 2002-03: 18.5 ppg, 5.0 rpg, 3.4 apg
 - 2003-04: 17.9 ppg, 4.5 rpg, 2.4 apg
 - 2005: 15.0 ppg, 3.8 rpg, 1.5 apg, 1.2 spg
- Ionikos N.F. Athens-Greece
- 2004: 14.8 ppg, 4.4 rpg, 1.6 apg, 1.4 spg
- Haifa/Nesher BC-Israel
- 2005: 12.4 ppg, 5.0 rpg, 2.2 apg, 1.4 spg

Mike Williams **2004**

- STB Le Havre-France
- 2005-06: 7.7 ppg, 4.5 rpg, 50.2 FG%
- Lusitania-Portugal
- 2006-07: 14.0 ppg, 7.6 rpg, 53.0 FG%
 - Eurobasket.com All-Portuguese League First Team
 - Eurobasket.com All-Portuguese League All-Imports Team
- Clinicas Rincon Axarquía-Spain (2007-09)
- 2007-08: 13.0 ppg, 5.9 rpg
 - 2008-09: 10.1 ppg, 4.1 rpg
- Gestiberica Ciudad de Vigo-Spain (2009-10)



1913-14 **Record: 4-4**

Date	Res.	Opponent	Score
W		Battle Creek Training Sch.	37-28
L		Olivet	20-33
W		Albion	29-25
L		Hope	22-35
W		Albion	25-21
L		Battle Creek Training Sch.	29-39
L		Central Michigan	25-30
W		Olivet	40-16

1914-15 **Record: 7-5**

Date	Res.	Opponent	Score
W		Albion	47-17
L		South Haven High	22-35
W		Hillsdale	34-27
W		Central Michigan	39-28
W		Alma	31-29
W		Battle Creek Teachers	28-27
L		Eastern Michigan	24-37
W		South Haven High	25-21
W		Olivet	31-30
L		Olivet	36-37
L		Hope	22-25
L		Battle Creek Teachers	28-44

1915-16 **Record: 9-7**

Date	Res.	Opponent	Score
W		South Haven Independents	92-7
W		Grand Rapids YMCA	34-28
L		Michigan State	21-51
W		Central Michigan	35-21
W		Adrian	60-28
W		Hillsdale	43-17
L		Notre Dame	25-35
W		Flint Vehicles	30-23
W		South Haven Independents	25-14
W		Battle Creek Teachers	52-24
W		Grand Rapids Olympics	51-15
L		Hope	24-27
L		Wabash	25-39
L		Hillsdale	21-31
L		Grand Rapids YMCA	18-25
L		Northwestern	18-42

1916-17 **Record: 7-6**

Date	Res.	Opponent	Score
L		Notre Dame	14-17
W		Grand Rapids YMCA	36-20
W		Grand Rapids YMCA	24-21
W		Michigan State Frosh	36-17
L		Hope	12-23
L		Detroit	21-26
L		Hillsdale	29-35
W		Olivet	53-14
L		Hope	16-18
L		Flint Vehicles	19-24
W		Battle Creek Teachers	31-18
W		Hillsdale	37-16
W		Detroit	27-18

1917-18 **Record: 8-4**

Date	Res.	Opponent	Score
W		Lawton Independents	62-8
W		Camp Custer Enlisted	40-38
L		Camp Custer Officers	21-22
W		Hope	22-15
W		Grand Rapids YMCA	36-20
L		Notre Dame	14-17
W		Camp Custer Gunners	20-14
L		Hope	22-28
W		Michigan State	24-18
W		Camp Custer Gunners	26-18
L		Great Lakes Jackies	16-24
W		Grand Rapids YMCA	43-20

1918-19 **Record: 11-3**

Date	Res.	Opponent	Score
L		Camp Custer Officers	19-20
W		Michigan State	42-19
W		Camp Custer Signal Bn.	23-22
W		Kalamazoo YMCA	36-28
W		Grand Rapids YMCA	32-23
L		Michigan State	23-45
W		Camp Custer Officers	33-27
W		Notre Dame	31-29
L		Hope	25-29
W		Grand Rapids JC	57-6
W		Grand Rapids YMCA	37-12
W		Olivet	73-16
W		Northwestern	29-25
W		Hope	34-26

1919-20 **Record: 8-3**

Date	Res.	Opponent	Score
W		Camp Custer Officers	61-12
W		Michigan	27-14
W		Notre Dame	23-22
W		Notre Dame	37-21
W		Grand Rapids YMCA	25-23
L		Wabash	28-30
W		Hope	23-21
W		Grand Rapids YMCA	55-9
W		Detroit	23-18
L		Detroit	28-35
L		Hope	26-27

1920-21 **Record: 12-5**

Date	Res.	Opponent	Score
L		Michigan	15-26
W		Canadian Champions	30-16
W		Olivet	25-11
L		Detroit	7-25
W		Northwestern	30-18
L		Michigan State	18-22
W		Valparaiso	29-11
L		Michigan State	19-29
W		Notre Dame	30-23
W		Hope	28-24
W		Grand Rapids YMCA	22-20
L		Notre Dame	19-24
W		Michigan Tech	39-21

W		Hope	21-14
W		Grand Rapids YMCA	48-29
W		Detroit	26-19
W		Central Michigan	18-13

1921-22 **Record: 11-6**

Date	Res.	Opponent	Score
L		Michigan	15-26
W		McGraw's Professionals	24-14
W		Armour Tech	31-17
W		Valparaiso	21-14
W		DePaul	37-24
W		Hope	18-9
L		Butler	18-27
W		Adrian	38-17
W		Eastern Michigan	34-18
L		Hope	16-21
L		Detroit	25-31
W		Chicago YMCA College	32-17
W		Central Michigan	34-17
L		Eastern Michigan	16-23
W		Detroit	27-23
W		Tri-State	56-12
L		Michigan State	20-28

1922-23 **Record: 17-6**

Date	Res.	Opponent	Score
W		Alumni	22-10
W		Michigan State	17-8
W		Victoria	39-15
L		Valparaiso	25-36
L		Armour Tech	22-32
W		St. Viator	17-15
L		Notre Dame	23-28
W		Grand Rapids YMCA	33-9
W		Alma	31-28
W		Ohio Wesleyan	28-17
L		Valparaiso	19-26
W		Grand Rapids YMCA	13-10
W		Hope	22-20
W		Lake Forest	32-25
W		Armour Tech	33-16
W		Eastern Michigan	22-21
W		Mt. Clemens Independents	30-19
L		Central Michigan	13-20
W		Northern Michigan	27-7
W		St. Viator	24-22
W		Huntington	31-16
L		Eastern Michigan	7-29
W		Hope	40-14

1923-24 **Record: 13-8**

Date	Res.	Opponent	Score
W		Alumni	30-11
W		Hillsdale	44-24
L		Notre Dame	21-22
W		Olivet	34-10
W		Armour Tech	46-22
L		St. Viator	19-23
W		Lake Forest	35-24
W		Michigan State	29-14



L	Lombard	21-25
W	Hope	20-14
W	Eastern Michigan	62-32
W	Detroit	29-19
W	Michigan State	25-16
W	Eastern Michigan	37-17
W	Hope	26-20
W	Armour Tech	28-13
L	St. Viator	27-33
L	Valparaiso	24-35
L	Notre Dame	22-33
L	Valparaiso	25-28
L	Detroit	21-23

1924-25 Record: 17-4

Date	Res.	Opponent	Score
W		Alumni	28-26
W		Olivet	29-17
L		Manchester	25-37
W		St. Viator	28-22
W		Loyola (Ill.)	20-12
W		St. Viator	27-15
W		Michigan State	21-20
W		Hope	31-20
L		Central Michigan	16-18
W		Valparaiso	26-24
L		Hope	16-33
W		Central Michigan	35-25
W		Detroit	24-17
L		Eastern Michigan	22-28
W		Chicago YMCA College	38-28
W		Armour Tech	31-27
W		Loyola (Ill.)	19-18
W		Michigan State	29-15
W		Valparaiso	36-21
W		Lake Forest	37-13
W		Eastern Michigan	39-10

1925-26 Record: 15-4

Date	Res.	Opponent	Score
L		Alumni	14-18
W		Olivet	72-16
W		St. Viator	33-25
L		Manchester	23-33
W		St. Viator	28-19
W		Armour Tech	32-22
W		Chicago YMCA College	31-23
W		Hope	31-15
W		Bradley	31-28
W		Eastern Michigan	32-27
W		Detroit	28-23
L		Butler	21-28
W		Armour Tech	38-29
W		Michigan State	30-25
W		Lake Forest	46-20
W		Valparaiso	49-24
W		Michigan State	38-15
L		Eastern Michigan	25-27
W		John Carroll	42-21

1926-27 Record: 16-2

Date	Res.	Opponent	Score
W		Chicago YMCA College	28-25
W		Olivet	61-12
W		Wayne State	46-34
L		Manchester	29-34
W		Manchester	37-16
W		Eastern Michigan	30-23
W		Central Michigan	36-22
W		Bulter	34-27
W		Albion	25-20
L		Lombard	24-42
W		Chicago YMCA College	28-25
W		Albion	27-18
W		Wayne State	29-26
W		Hope	31-19
W		Central Michigan	30-21
W		Eastern Michigan	25-23
W		Northern Michigan	32-25
W		Hope	46-21

1927-28 Record: 9-8

Date	Res.	Opponent	Score
W		Ferris State	53-20
W		Michigan "B"	33-29
L		Wayne State	28-35
L		Coe	37-43
L		Manchester	37-40
L		Manchester	25-41
W		Albion	46-41
L		Eastern Michigan	21-23
W		Hope	49-20
W		Central Michigan	40-24
W		Ferris State	27-25
W		Hope	27-25
W		Albion	28-22
L		Central Michigan	23-25
L		Lombard	27-29
L		Wayne State	44-49
W		Eastern Michigan	59-33

1928-29 Record: 10-9

Date	Res.	Opponent	Score
W		Alumni	37-22
W		Hope	42-20
L		Ohio Wesleyan	34-52
L		Valparaiso	32-34
W		Lake Forest	36-16
L		Lombard	25-40
L		Loyola (Ill.)	30-31
W		Manchester	38-33
L		Central Michigan	25-27
W		Manchester	45-35
W		Ferris State	44-17
L		Loyola (Ill.)	20-32
W		Eastern Michigan	39-26
W		Wayne State	36-33
L		Northern Michigan	31-33
W		Eastern Michigan	31-27
L		Valparaiso	27-31
L		Central Michigan	25-31
W		Wayne State	40-35

1929-30 Record: 17-0

Date	Res.	Opponent	Score
W		Alumni	47-35
W		Adrian	64-22
W		Ohio Wesleyan	45-40
W		Manchester	35-15
W		Valparaiso	34-23
W		Wayne State	41-29
W		Manchester	29-27
W		Central Michigan	51-12
W		Bethany	41-29
W		Wayne State	OT 31-28
W		Central Michigan	40-21
W		Ferris State	23-21
W		Northern Michigan	47-39
W		Ferris State	48-17
W		Valparaiso	78-14
W		*Eastern Michigan (forfeit)	2-0
W		*Eastern Michigan (forfeit)	2-0

1930-31 Record: 14-3

Date	Res.	Opponent	Score
D6	L	Michigan	23-35
D11	W	Hope	39-24
D19	W	Armour Tech	38-30
D20	W	Loyola (Ill.)	25-22
J7	W	Michigan Tech	35-12
J9	W	Wayne State	38-19
J16	W	Manchester	37-21
J22	W	Manchester	40-33
J23	L	Butler	28-31
J31	W	Eastern Michigan	38-20
F7	W	Armour Tech	60-28
F12	W	Loyola (Ill.)	34-28
F14	W	Wayne State	40-16
F19	W	Central Michigan	42-19
F24	W	Northern Michigan	52-34
F28	L	Eastern Michigan	28-32
M6	W	Central Michigan	44-32

1931-32 Record: 14-5

Date	Res.	Opponent	Score
W		Alumni	48-27
L		Michigan	27-33
W		Olivet	32-26
W		Hope	56-12
W		Chicago	36-24
W		Loyola (Ill.)	29-18
W		Manchester	37-26
L		Butler	19-39
J16	L	@ Ball State	31-35
W		John Carroll	68-20
W		Hope	52-23
W		Central Michigan	51-17
L		Loyola (Ill.)	23-31
F20	W	Ball State	31-23
W		Central Michigan	37-29
L		Ferris State	26-27
W		Manchester	43-22
W		Northern Michigan	36-18
W		Ferris State	47-22

1932-33				Record: 14-3
Date	Res.	Opponent	Score	
D2	W	Olivet	54-6	
D5	W	Michigan	37-31	
D9	W	Hope	63-18	
D17	W	Michigan	30-23	
D22	L	Butler	38-41	
J6	W	Carroll (Wis.)	40-25	
J13	L	DePaul	OT 32-36	
J14	L	Loyola (Ill.)	27-38	
J21	W	Loyola (Ill.)	34-22	
J27	W	Manchester	37-27	
J28	W	@ Ball State	OT 27-23	
F4	W	Franklin	OT 39-34	
F11	W	Manchester	38-22	
F16	W	Hope	56-31	
F18	W	Ball State	43-27	
F25	W	DePaul	46-27	
	W	Northern Michigan	45-20	

1933-34				Record: 12-5
Date	Res.	Opponent	Score	
D1	W	Alumni	44-17	
D4	W	Michigan	24-11	
D15	W	Olivet	29-20	
J1	W	Mississippi State	OT 29-27	
J5	W	Ball State	29-19	
J12	L	Marquette	26-37	
J13	W	Loyola (Ill.)	24-15	
J20	W	Marquette	30-18	
J26	W	Manchester	32-24	
J27	L	Ball State	30-31	
F3	W	Franklin	33-21	
F9	L	Carroll (Wis.)	31-36	
F10	L	DePaul	26-37	
F17	W	Manchester	30-24	
F22	W	Hope	47-21	
F24	L	DePaul	29-37	
M3	W	Loyola (Ill.)	32-19	

1934-35				Record: 11-5
Date	Res.	Opponent	Score	
D7	W	Hope	44-13	
D10	L	Purdue	28-42	
D15	W	Hamline	40-19	
D19	L	Michigan	25-26	
J4	W	Earlham	33-22	
J11	W	@ Valparaiso	42-17	
J12	W	@ Ball State	37-24	
J18	W	Carroll (Wis.)	52-27	
J16	W	@ Loyola (Ill.)	42-33	
J19	L	@ DePaul	32-36	
F1	W	Ball State	29-24	
	W	@ Earlham	34-26	
	L	@ Butler	39-50	
	W	@ Manchester	44-26	
	W	Loyola (Ill.)	57-28	
F27	L	DePaul	25-31	

1935-36				Record: 15-3
Date	Res.	Opponent	Score	
	W	Alumni	63-17	
	W	Hamline	32-24	
	L	Purdue	37-50	
	W	Hope	38-24	
	W	Iowa	48-35	
	W	Ohio Wesleyan	33-27	
	W	Loyola (Ill.)	44-22	
	W	North Central	45-28	
	W	Valparaiso	54-38	
	W	Evansville	43-27	
	L	DePaul	34-53	
	W	Butler	OT 42-39	
	L	Wayne State	28-33	
	W	Loyola (Ill.)	49-28	
	W	Manchester	55-35	
	W	Ball State	47-36	
	W	DePaul	35-33	
	W	Wayne State	63-35	

1936-37				Record: 13-4
Date	Res.	Opponent	Score	
D4	W	HOPE	55-19	
D7	L	@ Purdue	32-57	
D12	W	OLIVET	39-27	
D16	W	HAMLIN	41-34	
D19	L	@ Northwestern	26-38	
D22	W	@ Toledo	33-27	
J9	W	@ Evansville	45-32	
J14	W	NORTH CENTRAL	48-25	
J18	W	MARQUETTE	31-26	
J22	W	VALPARAISO	59-35	
J29	W	@ DePaul	36-33	
F2	W	UNIV. OF MEXICO	52-29	
F13	W	@ Wayne State	40-27	
F19	W	@ Ball State	46-35	
F22	W	@ Detroit	44-25	
F27	L	WAYNE STATE	33-35	
M3	L	DEPAUL	32-41	

1937-38				Record: 6-12
Date	Res.	Opponent	Score	
	W	McKendree	63-32	
	L	Notre Dame	21-60	
	L	St. Viator	35-36	
	L	Wayne State	40-48	
	W	Creighton	39-36	
	W	Hope	50-35	
	L	Ball State	35-43	
	L	Marquette	34-61	
	W	Valparaiso	51-49	
	L	Marquette	36-42	
	W	DePaul	41-40	
	L	Ball State	47-63	
	W	Detroit	42-34	
	L	Toledo	46-57	
	L	Detroit	32-41	
	L	Toledo	46-55	
	L	DePaul	39-53	
	L	Wayne State	37-51	

1938-39				Record: 7-10
Date	Res.	Opponent	Score	
D8	W	@ Calvin	44-39	
D14	L	@ Ohio Wesleyan	43-70	
D16	L	@ Xavier	37-51	
D22	L	@ DePaul	31-34	
J3	W	HOPE	OT 46-43	
J7	W	WAYNE STATE	39-34	
J13	W	@ Valparaiso	42-39	
J14	W	@ Ball State	40-35	
J21	L	@ Marquette	32-45	
J27	L	@ Manchester	45-57	
F4	L	BALL STATE	33-34	
F11	L	MARQUETTE	31-37	
F15	L	DETROIT	38-42	
F18	L	@ Detroit	34-50	
F21	W	MANCHESTER	55-48	
M1	W	OHIO WESLEYAN	62-51	
M4	L	@ Wayne State	41-45	

1939-40				Record: 10-9
Date	Res.	Opponent	Score	
D1	L	CALVIN	38-42	
D9	W	WAYNE STATE	42-31	
D15	L	@ Ohio	46-60	
D19	W	@ Calvin	42-38	
D23	W	XAVIER	42-30	
J3	W	HOPE	46-37	
J4	L	@ Ohio Wesleyan	56-66	
J6	W	BALL STATE	65-49	
J13	L	@ Miami	29-32	
J15	L	@ Ball State	44-68	
J23	W	MANCHESTER	46-41	
J30	W	OHIO	43-42	
J31	L	@ Manchester	49-51	
F10	W	OHIO WESLEYAN	40-25	
F17	L	@ Wayne State	32-35	
F19	L	@ Toledo	47-55	
F20	W	VALPARAISO	54-39	
F24	W	MIAMI	51-47	
M4	L	TOLEDO	44-51	

1940-41				Record: 9-9
Date	Res.	Opponent	Score	
N29	L	CALVIN	27-51	
D12	W	@ Manchester	32-29	
D14	W	FRANKLIN	49-36	
D16	L	@ Calvin	27-29	
D18	W	UCLA	56-43	
J1	W	CHICAGO	59-48	
J7	L	HOPE	45-48	
J17	L	@ Miami	37-40	
J18	L	@ Ball State	31-63	
J21	W	UNIV. OF MEXICO	43-37	
J23	W	MANCHESTER	58-45	
F1	W	TOLEDO	41-28	
F15	L	@ Loyola (Ill.)	40-57	
F22	L	BALL STATE	37-43	
F24	L	@ Defiance	42-38	
F25	L	@ Xavier	45-50	
F27	W	WAYNE STATE	37-35	
M1	W	DEFIANCE	43-41	



ALL-TIME RESULTS



1941-42 **Record: 12-8**

Date	Res.	Opponent	Score
N29	W	OLIVET	68-35
D6	W	DEFIANCE	68-39
D8	L	@ Northwestern	39-61
D11	W	MANCHESTER	54-35
D16	W	@ Calvin	34-30
D19	W	CALVIN	60-46
D22	L	IOWA	48-49
D23	W	@ Chicago	44-41
J6	W	HOPE	47-43
J10	L	@ Wayne State	36-43
J17	W	BALL STATE	48-45
J23	W	@ Manchester	50-48
J24	L	@ Indiana State	45-51
J29	W	WABASH	51-38
J30	L	@ Alma	50-61
F12	L	LOYOLA (ILL.)	58-62
F17	W	ALMA	48-42
F21	W	@ Ball State	69-50
F28	L	WAYNE STATE	41-42
M2	L	INDIANA STATE	46-49

1942-43 **Record: 15-4**

Date	Res.	Opponent	Score
N27	W	CALVIN	59-52
D4	L	@ Notre Dame	35-53
D7	W	@ Northwestern	52-42
	W	MANCHESTER	55-28
D12	W	@ Ball State	50-49
D18	W	CENTRAL MICHIGAN	42-37
	W	@ Calvin	48-44
J5	W	HOPE	54-42
J8	W	@ Wayne State	49-46
J13	L	LOYOLA (ILL.)	38-39
J16	L	@ DePaul	44-56
J23	W	CHICAGO	56-40
J29	W	@ Central Michigan	54-33
J30	L	@ Alma	36-42
F12	W	ALMA	2OT 68-53
	W	@ Loyola (Ill.)	58-57
F24	W	@ Manchester	67-48
F27	W	BALL STATE	68-47
M2	W	WAYNE STATE	72-29

1943-44 **Record: 15-4**

Date	Res.	Opponent	Score
	L	@ Bunker Hill Naval AB	34-43
	W	CENTRAL MICHIGAN	51-24
D4	W	@ Notre Dame	46-42
	W	@ Northwestern	47-45
	W	@ Michigan	48-38
	W	MICHIGAN	OT 57-50
	L	@ Great Lakes	40-71
	W	GEORGE WILLIAMS	86-49
	W	@ Toledo	50-36
	L	GREAT LAKES	43-58
	W	@ Central Michigan	71-53
	W	@ Camp Grant	45-44
F11	W	MARQUETTE	47-30
	W	@ Fort Custer	67-21



The 1943-44 Broncos lost just one game to a collegiate foe (Temple) and were ranked as high as No. 4 nationally during the regular season. The team tallied wins over Notre Dame, Michigan and Marquette.

W	@ Percy Jones Hospital	78-29
W	TOLEDO	74-36
W	@ CCNY	68-49
L	@ Temple	51-55
W	FORT CUSTER	73-34

1944-45 **Record: 8-10**

Date	Res.	Opponent	Score
N25	W	KELLOGG FIELD	45-33
D2	L	@ Michigan	34-46
D9	W	@ Brooklyn College	58-50
D16	L	MICHIGAN	35-50
D23	L	@ Northwestern	54-68
D30	L	BUNKER HILL NAVAL AB	46-61
J5	W	CENTRAL MICHIGAN	49-40
J5	W	@ Marquette	48-45
J9	W	@ Kellogg Field	54-46
J13	W	ALMA	49-36
J20	L	@ Valparaiso	43-53
J22	W	ASSUMPTION	69-50
J27	L	@ Great Lakes	39-72
F3	W	@ Alma	56-37
F6	L	MARQUETTE	50-52
F9	L	GREAT LAKES	38-57
F17	L	@ Central Michigan	46-66
F20	L	VALPARAISO	58-70

1945-46 **Record: 15-7**

Date	Res.	Opponent	Score
N27	L	PERCY JONES HOSPITAL	50-66
N29	W	@ Calvin	65-38
D5	W	@ St. John's (N.Y.)	OT 60-57
D8	L	@ Michigan	49-69
D12	W	CALVIN	77-30
D18	W	UTAH	54-51
D21	L	@ Northwestern	46-47
J5	W	@ Central Michigan	51-49
J8	L	@ Bowling Green	37-56
J11	W	BELOIT	51-41
J18	L	MARQUETTE	46-47
J19	W	@ Valparaiso	54-43

J22	W	@ Percy Jones Hospital	44-41
J26	W	CENTRAL MICHIGAN	51-41
J30	W	CAMP GRANT	56-54
F1	W	@ Beloit	57-28
F2	W	@ Bradley	51-50
F9	L	@ Marquette	47-56
F16	W	ASSUMPTION	68-32
F19	W	VALPARAISO	75-59
F23	W	BRADLEY	58-55
M2	L	BOWLING GREEN	56-59

1946-47 **Record: 17-7**

Date	Res.	Opponent	Score
N22	W	FERRIS STATE	81-25
N27	W	CALVIN	56-34
D7	W	vs. Manhattan #	55-52
D12	W	@ Calvin	68-47
D14	L	MICHIGAN	56-61
D17	W	SOUTH CAROLINA	63-45
D21	W	ST. AMBROSE	82-55
J2	W	@ Hope	76-60
J4	L	INDIANA STATE	55-61
J8	W	BOWLING GREEN	53-42
J11	L	@ Central Michigan	42-49
J14	W	HOPE	84-60
J18	L	@ Loyola (Ill.)	51-64
J22	L	VALPARAISO	77-78
J24	L	@ Bradley	49-72
J25	W	@ Northern Iowa	45-36
F1	W	@ Assumption	63-59
F8	L	@ Bowling Green	52-69
F10	W	BRADLEY	OT 67-62
F13	W	CENTRAL MICHIGAN	64-56
F15	W	@ Indiana State	76-70
F22	W	NORTHERN IOWA	64-56
F25	W	@ Valparaiso	54-42
M1	W	ASSUMPTION	75-54

game played at Madison Square Garden

1947-48 Record: 12-10/MAC: 1-2, 5th

Date	Res.	Opponent	Score
N29	W	BELOIT	68-46
D2	W	CALVIN	64-18
D6	L	vs. Long Island #	46-48
D11	W	@ Calvin	64-37
D13	L	@ Michigan	50-63
D18	L	@ Toledo	49-68
D31	W	CREIGHTON	43-41
J5	W	UTAH	57-56
J10	L	@ Northwestern	46-62
J14	W	@ Loyola (Ill.)	30T 69-67
J16	W	MANCHESTER	72-56
J21	W	@ Valparaiso	71-60
J23	L	@ Ball State	41-49
J24	L	@ Indiana State	38-65
J31	L	@ Miami *	47-64
F6	L	CINCINNATI *	59-61
F7	W	INDIANA STATE	56-55
F13	W	NORTHERN ILLINOIS	59-57
F16	L	@ Beloit	53-86
F21	W	MIAMI *	71-48
F24	W	VALPARAISO	58-57
F28	L	LOYOLA (ILL.)	53-55

game played at Madison Square Garden

1948-49 Record: 12-10/MAC: 4-6, T3rd

Date	Res.	Opponent	Score
N27	W	OLIVET	53-33
N29	W	CALVIN	64-41
D4	W	@ Northwestern	52-51
D14	W	ARKANSAS STATE	50-39
D16	L	@ Manchester	66-71
D18	W	BALL STATE	62-51
D21	W	RIPON	59-42
J8	L	@ Miami *	43-51
J10	W	@ Ohio *	58-42
J14	W	@ Northern Illinois	73-49
J15	W	WESTERN RESERVE *	83-63
J18	W	VALPARAISO	81-53
J22	L	#13 CINCINNATI *	57-75
F5	W	MIAMI *	71-54
F7	L	@ Western Reserve *	61-66
F12	L	@ #16 Butler *	53-88
F14	L	@ Cincinnati *	66-90
F21	L	#13 LOYOLA (ILL.)	44-66
F23	L	@ Valparaiso	63-66
F26	L	#11 BUTLER *	58-70
M2	L	@ #14 Loyola (Ill.)	31-63
M5	W	OHIO *	69-56

1949-50 Record: 12-10/MAC: 6-4, T2nd

Date	Res.	Opponent	Score
D1	L	@ Northwestern	43-54
D6	W	@ Hope	52-48
D10	L	@ Central Michigan	45-63
D14	W	MANCHESTER	67-53
D16	W	@ Western Reserve *	76-44
D17	W	@ Ball State	75-69
D21	L	@ Valparaiso	64-66
D23	W	NORTH CENTRAL	93-57

J7	W	MIAMI *	94-66
J11	W	HOPE	73-43
J13	W	@ Ohio *	81-56
J14	L	@ Cincinnati *	45-66
J17	L	VALPARAISO	59-78
J21	W	CENTRAL MICHIGAN	73-53
F4	L	CINCINNATI *	51-74
F10	L	@ Miami *	54-61
F11	L	@ Butler *	49-68
F16	L	@ Loyola (Ill.)	71-85
F18	W	WESTERN RESERVE *	90-69
F21	W	BUTLER *	70-57
F28	L	LOYOLA (ILL.)	57-61
M4	W	OHIO *	79-52

1950-51 Record: 13-9/MAC: 4-4, T2nd

Date	Res.	Opponent	Score
N28	W	CENTRAL MICHIGAN	55-44
D2	L	@ Northwestern	62-64
D6	W	@ Manchester	71-70
D9	W	IOWA	58-49
D12	W	HOPE	76-56
D16	W	BALL STATE	74-47
D19	W	@ Valparaiso	80-68
D29	W	RIPON	85-57
J6	L	@ Miami *	42-48
J16	W	VALPARAISO	65-62
J19	W	@ Ohio *	69-58
J20	L	@ #16 Cincinnati *	65-73
J24	L	@ Loyola (Ill.)	48-50
F6	L	TOLEDO	61-63
F10	W	WESTERN RESERVE *	85-59
F14	W	LOYOLA (ILL.)	60-53
F16	L	MIAMI *	77-88
F24	W	OHIO *	66-59
F26	L	@ Central Michigan	70-72
F28	L	@ #13 Toledo	58-72
M3	W	@ Western Reserve *	85-70
M5	L	CINCINNATI *	68-78

1951-52 Record: 16-8/MAC: 9-3, T1st

Date	Res.	Opponent	Score
N29	W	MANCHESTER	74-50
D1	L	@ Iowa	68-72
D4	W	CENTRAL MICHIGAN	58-48
D7	L	vs. Cincinnati #	77-83
D8	L	vs. Miami #	65-76
D10	L	@ Northwestern	77-80
D12	W	@ Valparaiso	79-62
D19	W	@ Loyola (Ill.)	OT 73-66
D21	W	KENT STATE *	71-62
D29	W	NORTHERN ILLINOIS	74-68
J4	W	MIAMI *	58-52
J7	W	@ Central Michigan	70-54
J12	W	@ Western Reserve *	79-46
J15	W	VALPARAISO	52-46
J18	W	CINCINNATI *	62-56
J26	W	@ Ohio *	65-60
F5	L	@ Toledo *	54-57
F7	W	@ Kent State *	89-72
F12	L	LOYOLA (ILL.)	58-61

F15	L	@ Miami *	66-95
F16	L	@ Cincinnati *	56-63
F23	W	OHIO *	85-74
F26	W	TOLEDO *	70-59
M1	W	WESTERN RESERVE *	100-65

- Toledo Tournament

1952-53 Record: 12-9/MAC: 6-6, 4th

Date	Res.	Opponent	Score
D1	W	@ Central Michigan	82-52
D6	W	@ Northwestern	95-79
D9	W	WESTERN RESERVE *	75-55
D13	W	@ Loyola (La.)	80-63
D15	L	@ Southern Mississippi	61-77
D20	W	KENT STATE *	88-83
D22	L	@ Loyola (Ill.)	54-68
D30	W	@ Valparaiso	90-60
J3	W	CENTRAL MICHIGAN	59-56
J10	L	VALPARAISO	58-68
J16	L	@ Cincinnati *	67-76
J17	L	@ Miami *	64-93
J24	L	TOLEDO *	62-66
F3	W	@ Western Reserve *	73-61
F5	W	@ Kent State*	OT 84-81
F7	W	@ Ohio *	70-63
F14	L	CINCINNATI *	77-92
F16	W	LOYOLA (ILL.)	58-54
F21	W	OHIO *	62-55
F28	L	MIAMI *	63-74
M2	L	@ Toledo *	60-63

1953-54 Record: 10-11/MAC: 4-5, 5th

Date	Res.	Opponent	Score
D2	W	CENTRAL MICHIGAN	OT 73-65
D5	L	@ Northwestern	53-69
D12	L	@ Western Reserve *	64-78
D19	W	BOWLING GREEN *	85-78
D22	W	@ Loyola (Ill.)	70-68
D30	W	BALL STATE	75-57
J2	L	@ Washington (Mo.)	52-88
J8	W	WESTERN RESERVE *	77-69
J12	W	VALPARAISO	103-70
J16	L	@ Cincinnati	71-102
J22	W	KENT STATE*	67-53
F2	W	WASHINGTON (MO.)	55-53
F4	L	@ Marshall *	61-70
F6	L	@ Ohio *	59-67
F9	L	LOYOLA (ILL.)	56-79
F13	L	CINCINNATI	63-92
F15	L	MARSHALL *	88-90
F20	W	OHIO *	79-72
F23	L	@ Valparaiso	62-63
F27	W	@ Buffalo	88-79
M1	L	@ Bowling Green *	62-95

1954-55 Record: 12-10/MAC: 9-5, 3rd

Date	Res.	Opponent	Score
D1	W	MANCHESTER	74-69
D4	L	@ Northwestern	63-87
D6	L	@ Wisconsin	68-80
D8	W	@ Central Michigan	20T 95-91



ALL-TIME RESULTS



D11	W	KENT STATE *	118-76
D15	W	TOLEDO *	60-52
D18	W	MIAMI *	77-68
J7	L	@ Ohio *	84-97
J8	L	@ Marshall *	50-79
J11	L	VALPARAISO	69-75
J14	L	@ Miami *	65-91
J18	W	BOWLING GREEN *	88-76
J29	W	@ Toledo *	52-44
F1	W	MARSHALL *	89-75
F4	W	@ Western Reserve *	113-100
F5	W	@ Kent State*	86-80
F8	W	LOYOLA (ILL.)	88-84
F15	L	@ Valparaiso	70-89
F18	W	WESTERN RESERVE *	82-76
F19	L	@ Loyola (Ill.)	75-99
F22	L	@ Bowling Green *	68-80
F26	L	OHIO *	87-95

1955-56 Record: 13-9/MAC: 7-5, T3rd

Date	Res.	Opponent	Score
D1	W	DETROIT TECH	87-62
D3	W	@ Northwestern	72-67
D7	L	@ Bowling Green *	2OT 89-93
D10	L	CENTRAL MICHIGAN	68-73
D14	L	@ Toledo *	62-69
D17	W	MARSHALL *	80-70
D21	W	LOYOLA (ILL.)	89-52
J4	W	BOWLING GREEN *	82-63
J7	L	@ Marshall *	72-85
J9	W	@ Ohio *	86-74
J13	L	@ Miami *	66-80
J16	W	KENT STATE*	87-83
J18	L	@ Valparaiso	73-95
J28	W	TOLEDO *	90-82
F1	L	@ Kent State*	90-97
F4	W	@ Great Lakes %	107-99
F11	W	MIAMI *	84-71
F15	L	@ Loyola (Ill.)	62-68
F18	W	GREAT LAKES %	100-76
F21	W	VALPARAISO	76-70
F25	W	OHIO *	70-63
F27	L	@ Indiana State	79-84

% - Not included in NCAA Stats

1956-57 Record: 9-13/MAC: 4-8, 5th

Date	Res.	Opponent	Score
D1	L	@ Northwestern	60-99
D5	W	GREAT LAKES %	76-73
D7	W	NORTH DAKOTA STATE	79-57
D12	W	TOLEDO *	81-75
D15	L	@ Marshall *	75-103
D19	L	BOWLING GREEN *	72-91
D21	L	@ Indiana State	66-83
D31	L	@ Loyola (Ill.)	55-57
J2	W	@ Central Michigan	55-50
J9	L	@ Valparaiso	71-91
J12	L	MIAMI *	79-84
J16	L	@ Bowling Green *	82-94
J24	W	VALPARAISO	78-68
J26	W	CENTENARY	71-70

F2	W	OHIO *	94-88
F7	W	@ Kent State *	88-85
F9	L	@ Miami *	68-107
F16	L	@ Ohio *	71-88
F20	L	@ Toledo *	66-84
F23	W	KENT STATE*	99-87
F27	L	LOYOLA (ILL.)	66-88
M2	L	@ Marshall *	85-101

% - Not included in NCAA Stats

1957-58 Record: 5-18/MAC: 1-11, 7th

Date	Res.	Opponent	Score
D1	L	NORTHWESTERN	78-97
D7	W	@ South Dakota State	81-68
D9	W	CENTRAL MICHIGAN	74-60
D11	L	@ Valparaiso	68-95
D14	W	WESTERN ONTARIO	71-56
D18	L	TOLEDO *	62-66
D21	L	@ Marshall *	80-93
D30	L	FRESNO STATE	73-80
J4	L	MARSHALL *	68-86
J8	L	BOWLING GREEN *	74-104
J11	L	@ Miami *	68-95
J15	W	VALPARAISO	61-59
J18	L	OHIO *	66-76
J22	L	@ Loyola (Ill.)	58-86
J25	L	CENTENARY	72-77
F1	L	MIAMI *	75-95
F7	W	@ Kent State*	79-78
F8	L	@ Ohio *	87-116
F12	L	LOYOLA (ILL.)	61-68
F15	L	KENT STATE*	71-78
F17	L	@ Toledo *	87-102
F22	L	MARQUETTE	68-96
F26	L	BOWLING GREEN *	58-75
F28	L	INDIANA STATE	71-83

1958-59 Record: 2-20/MAC: 1-11, 7th

Date	Res.	Opponent	Score
D1	L	@ Northwestern	60-102
D6	L	@ Valparaiso	65-90
D8	W	@ Central Michigan	66-56
D11	L	MARSHALL *	63-78
D17	L	@ Toledo *	84-106
D20	L	VALPARAISO	59-96
J3	L	@ Loyola (Ill.)	91-113
J7	L	BOWLING GREEN *	65-86
J10	L	MIAMI *	69-83
J16	L	@ Ohio *	61-83
J17	L	@ Marshall *	65-91
J21	L	DEPAUL	65-76
J24	L	@ Miami *	77-91
J31	L	OHIO *	69-85
F4	W	TOLEDO *	68-61
F7	L	@ Kent State *	68-105
F11	L	LOYOLA (ILL.)	81-86
F13	L	@ DePaul	63-65
F18	L	@ Bowling Green *	84-88
F21	L	KENT STATE *	61-71
F23	L	@ Indiana State	62-77
F27	L	@ #13 Marquette	71-81

1959-60 Record: 12-11/MAC: 5-7, 5th

Date	Res.	Opponent	Score
D1	L	@ Northwestern	66-80
D5	W	ASSUMPTION	106-62
D7	W	CENTRAL MICHIGAN	106-45
D12	L	@ Miami *	71-78
D16	L	TOLEDO *	61-78
D19	L	@ Marshall *	81-90
D21	L	WESTERN ONTARIO	79-55
D28	W	vs. Valparaiso #	76-64
D29	L	@ #11 Detroit #	72-92
J6	W	BOWLING GREEN *	63-60
J9	W	@ Washington (Mo.)	118-100
J11	W	VALPARAISO	94-68
J16	L	@ Ohio *	70-88
J23	W	MARSHALL *	81-74
J30	L	OHIO *	71-86
F3	L	@ #12 Toledo *	48-67
F6	W	KENT STATE *	81-75
F10	L	@ Loyola (Ill.)	82-95
F13	W	MIAMI *	84-80
F16	W	WASHINGTON (MO.)	91-60
F20	L	@ Kent State *	61-69
F22	W	LOYOLA (ILL.)	76-64
F24	W	@ Bowling Green *	87-85
F29	L	@ Valparaiso	68-82

- Motor City Tournament

1960-61 Record: 10-14/MAC: 4-8, T5th

Date	Res.	Opponent	Score
D1	L	@ Northwestern	72-73
D3	L	@ Cincinnati	54-85
D5	W	@ Central Michigan	90-74
D7	W	@ Assumption	82-64
D10	W	VALPARAISO	89-77
D14	L	@ Toledo *	66-96
D17	W	MIAMI *	79-59
D30	L	@ DePaul	60-81
J4	L	@ Bowling Green *	56-78
J7	W	LOYOLA (ILL.)	87-80
J11	L	@ Kent State *	73-76
J14	L	@ Ohio *	62-64
J16	L	SOUTHERN ILLINOIS	80-84
J19	W	#7 DEPAUL	85-60
J21	L	MARSHALL *	69-76
J28	L	OHIO *	OT 76-78
J31	L	DETROIT	68-81
F4	L	@ Marshall *	68-93
F11	L	@ Miami *	67-87
F15	W	TOLEDO *	65-61
F18	W	KENT STATE *	88-66
F21	W	@ Loyola (Ill.)	107-99
F25	W	BOWLING GREEN *	86-80
F28	L	@ Valparaiso	82-89

1961-62 Record: 13-11/MAC: 6-6, T4th

Date	Res.	Opponent	Score
D2	L	NORTHWESTERN	56-61
D4	W	CENTRAL MICHIGAN	96-54
D6	W	ASSUMPTION	103-49
D9	L	@ Valparaiso	77-82



D13	L	LOYOLA (ILL.)	OT 85-87
D16	W	SAN FRANCISCO STATE	93-66
D20	W	SAN DIEGO STATE	81-60
D23	L	@ Bradley	83-105
D30	W	WESTERN ONTARIO	85-68
J3	L	BOWLING GREEN *	72-73
J6	W	@ Kent State *	88-75
J8	L	@ Ohio *	81-82
J13	W	KENT STATE *	72-65
J16	W	@ Detroit	69-57
J27	W	@ Miami *	81-80
J31	W	WHEATON	94-62
F3	L	@ Marshall *	76-89
F7	L	@ Loyola (Ill.)	79-102
F10	W	MIAMI *	71-62
F14	W	TOLEDO *	69-64
F17	W	MARSHALL *	78-74
F24	L	@ Bowling Green *	64-84
F28	L	@ Toledo *	77-82
M3	L	OHIO *	85-91

1962-63 Record: 12-12/MAC: 7-5, 5th

Date	Res.	Opponent	Score
D1	L	@ Northwestern	74-83
D3	W	@ Central Michigan	69-68
D8	W	ILLINOIS STATE	99-69
D11	L	@ Notre Dame	68-82
D15	L	SAN FRANCISCO STATE	66-74
D17	L	@ Loyola (Ill.)	102-123
D22	L	SOUTHERN ILLINOIS	78-83
D28	L	vs. DePaul #	OT 90-91
D29	W	vs. Georgetown #	85-78
J2	L	@ Bowling Green *	60-70
J5	W	MIAMI *	78-74
J10	L	#2 LOYOLA (ILL.)	69-107
J12	W	@ Kent State *	60-58
J14	W	DETROIT	110-67
J19	W	OHIO *	87-77
J26	L	@ Miami *	80-89
F2	W	@ Marshall *	95-82
F7	W	TAMPA	106-90
F9	W	KENT STATE *	64-51
F13	L	@ Toledo *	44-80
F16	L	@ Ohio *	64-90
F23	L	BOWLING GREEN *	75-82
F27	W	TOLEDO *	69-64
M2	W	MARSHALL *	82-78

Motor City Tournament

1963-64 Record: 10-14/MAC: 6-6, 4th

Date	Res.	Opponent	Score
N30	L	@ Northwestern	78-80
D4	L	@ Michigan State	100-101
D7	W	@ Marquette	84-83
D12	L	#1 LOYOLA (ILL.)	102-105
D14	L	@ Michigan	81-104
D17	W	NOTRE DAME	106-89
D21	W	NORTHERN ILLINOIS	92-78
D27	L	vs. Penn State #	OT 82-97
D28	L	vs. Holy Cross #	77-91
J4	L	@ Miami *	77-86

J7	W	OHIO *	
J11	W	BOWLING GREEN *	
J14	W	CENTRAL MICHIGAN	
J18	W	KENT STATE *	
J25	L	@ Ohio *	
J29	L	@ #10 Loyola (Ill.)	
F1	L	@ Marshall *	
F5	L	MIAMI *	
F8	L	@ Kent State *	
F12	W	TOLEDO *	
F15	L	vs. Creighton %	
F22	L	@ Bowling Green *	
F26	W	@ Toledo *	
M2	W	MARSHALL *	

Motor City Tournament
% game played at Chicago Stadium

1964-65 Record: 8-16/MAC: 3-9, 6th

Date	Res.	Opponent	Score
D1	L	NORTHWESTERN	81-95
D5	L	MICHIGAN STATE	80-89
D9	W	IDAHO STATE	62-59
D12	L	MIAMI *	70-82
D14	W	NORTHERN ILLINOIS	86-74
D16	W	@ Illinois State	97-78
D19	W	BALL STATE	93-83
D29	L	@ Loyola (Ill.)	79-87
J2	W	WESTERN ONTARIO	124-66
J4	L	@ Notre Dame	87-115
J6	L	OHIO *	70-91
J9	L	@ Bowling Green *	77-88
J11	L	@ Central Michigan	60-72
J16	W	KENT STATE *	89-73
J23	L	@ Ohio *	76-89
J30	L	@ Marshall *	99-110
F3	L	DETROIT	87-96
F6	L	@ Kent State *	73-75
F10	L	TOLEDO *	80-97
F13	L	@ Miami *	68-93
F17	L	LOYOLA (ILL.)	81-94
F20	L	BOWLING GREEN *	OT 81-83
F24	W	TOLEDO *	81-77
F27	W	MARSHALL	100-85

1965-66 Record: 8-14/MAC: 4-8, 5th

Date	Res.	Opponent	Score
D1	L	CENTRAL MICHIGAN	73-76
D4	W	@ Michigan State	85-82
D11	W	ILLINOIS STATE	89-80
D18	L	@ Northern Illinois	81-82
D20	L	@ Ball State	72-75
J5	W	OHIO *	86-80
J8	L	BOWLING GREEN *	81-87
J12	L	LOYOLA (ILL.)	89-117
J15	W	KENT STATE*	92-89
J19	L	@ Miami *	70-88
J22	L	@ Ohio *	86-96
J25	W	NORTHERN ILLINOIS	108-88
J29	L	@ Marshall *	80-89
F1	L	@ Detroit	79-91
F5	L	@ Kent State *	87-106

95-93	F9	L	TOLEDO *	68-74
95-85	F12	L	MIAMI *	68-88
91-85	F14	L	@ #3 Loyola (Ill.)	75-107
68-65	F19	W	@ Bowling Green *	66-63
69-95	F23	W	@ Toledo *	30T 74-72
64-101	F26	L	MARSHALL *	69-70
82-87	F28	W	NOTRE DAME	82-76

1966-67 Record: 10-14/MAC: 4-8, 5th

Date	Res.	Opponent	Score
D1	L	@ Michigan State	55-77
D3	W	NORTHERN ILLINOIS	96-59
D7	W	BALL STATE	90-85
D10	L	@ Central Michigan	20T 76-77
D17	L	@ #10 Cincinnati	48-74
D27	L	vs Miami #	46-51
D28	W	@ Detroit #	74-70
J4	W	@ Northern Illinois	83-72
J7	W	OHIO *	72-70
J11	W	@ Loyola (Ill.)	73-68
J14	W	@ Kent State *	100-71
J17	W	DETROIT	76-69
J21	L	BOWLING GREEN *	62-70
J25	W	MIAMI *	54-50
J28	L	@ Marshall *	61-73
F1	L	@ Ohio *	65-69
F4	W	KENT STATE *	65-64
F8	L	TOLEDO *	76-86
F11	L	@ Miami *	55-79
F15	L	LOYOLA (ILL.)	OT 84-85
F18	L	@ Bowling Green *	82-95
F20	L	@ Notre Dame	68-73
F22	L	@ Toledo *	71-93
F25	L	MARSHALL *	67-68

Motor City Tournament

1967-68 Record: 11-13/MAC: 5-7, 4th

Date	Res.	Opponent	Score
D2	W	CENTRAL MICHIGAN	81-67
D9	L	@ Illinois State	88-90
D12	L	MICHIGAN STATE	67-78
D16	L	@ Ball State	90-101
D27	L	vs. New Mexico State #	59-66
D28	W	@ Arkansas State #	84-73
J3	L	LOYOLA (ILL.)	76-97
J6	W	@ Ohio *	86-84
J8	W	NORTHERN ILLINOIS	73-62
J13	W	@ Kent State *	74-72
J17	W	OHIO *	83-79
J20	L	@ Bowling Green *	67-83
J24	W	@ Miami *	91-71
J27	W	@ Marshall *	96-92
J30	W	@ Northern Illinois	75-74
F3	L	KENT STATE *	69-73
F7	L	@ Toledo *	71-83
F10	L	MIAMI *	56-64
F13	W	@ Detroit	94-82
F17	L	BOWLING GREEN *	67-79
F21	L	TOLEDO *	82-95
F24	L	MARSHALL *	81-98
F28	L	@ Loyola (Ill.)	73-85
M2	W	#8 MARQUETTE	73-66

- Arkansas State Tourney, Jonesboro, Ark.

1968-69 Record: 11-13/MAC: 6-6, T3rd

Date	Res.	Opponent	Score
D3	L	DETROIT	OT 99-106
D6	L	@ Michigan State	71-86
D7	L	@ Michigan	99-109
D11	W	BALL STATE	97-81
D14	W	INDIANA STATE	85-81
D21	L	@ Marquette	60-76
D27	L	vs. Morehead State #	93-109
D28	L	vs. Northern Illinois #	80-87
J2	L	@ Loyola (Ill.)	68-83
J4	L	@ Toledo *	60-67
J11	W	MARSHALL *	100-78
J14	W	@ Central Michigan	75-64
J18	L	@ Kent State *	63-93
J22	W	@ Miami *	71-66
J25	L	TOLEDO *	64-84
J29	L	@ Ohio *	68-78
F1	W	@ Bowling Green *	2OT 88-87
F4	W	LOYOLA (ILL.)	115-92
F8	W	OHIO *	97-89
F11	W	@ Marshall *	85-74
F15	W	NORTHERN ILLINOIS	81-77
F19	L	@ Miami *	62-68
F22	L	KENT STATE *	66-81
F26	W	BOWLING GREEN *	2OT 101-99

- Citrus Classic, Edinburg, Texas

1969-70 Record: 6-17/MAC: 2-8, T5th

Date	Res.	Opponent	Score
D1	W	WISCONSIN-WHITEWATER	122-90
D6	L	PACIFIC	75-77
D10	L	@ Detroit	71-82
D13	L	MICHIGAN STATE	71-86
D20	L	CENTRAL MICHIGAN	58-62
D22	L	@ Indiana State	64-68
D27	W	TENNESSEE TECH	88-76
J3	W	@ Loyola (Ill.)	79-66
J6	L	BALL STATE	75-81
J10	L	@ Marshall	75-83
J13	W	TOLEDO *	(FORFEIT) 2-0
J17	W	KENT STATE*	OT 72-64
J21	L	@ Miami *	56-87
J24	L	@ Toledo *	66-84
J28	L	OHIO *	81-91
J31	L	BOWLING GREEN *	85-97
F3	L	@ Northern Illinois	61-72
F7	L	@ Ohio *	68-107
F10	W	LOYOLA (ILL.)	94-93
F18	L	MIAMI *	61-83
F21	L	@ Kent State *	82-85
F25	L	@ Bowling Green *	74-75
F28	L	MARSHALL	98-125

1970-71 Record: 15-10/MAC: 5-5, 3rd

Date	Res.	Opponent	Score
D2	W	MINNESOTA-DULUTH	82-68
D4	W	CAL POLY-POMONA	88-67
D9	W	ATHLETES IN ACTION	100-86
D12	L	@ Michigan State	85-97
D19	W	@ Denver	79-69

D21	L	@ Pacific	47-87
D28	W	NORTHERN ILLINOIS	OT 96-93
J2	W	@ Loyola (Ill.)	90-66
J6	W	CLEVELAND STATE	88-79
J9	W	MARSHALL	89-82
J13	L	MIAMI *	57-61
J16	W	KENT STATE *	87-78
J23	L	TOLEDO *	60-66
J26	W	BALL STATE	111-94
J30	W	@ Bowling Green *	93-75
F2	W	LOYOLA (ILL.)	96-71
F6	W	OHIO *	89-79
F10	L	@ Central Michigan	OT 86-90
F13	L	@ Northern Illinois	92-116
F17	W	BOWLING GREEN *	78-64
F20	W	@ Kent State *	70-65
F24	L	@ Toledo *	66-81
F27	L	@ Miami *	69-80
M2	L	@ Ohio *	70-100
M4	L	@ #16 Notre Dame	79-110

1971-72 Record: 10-14/MAC: 5-5, 4th

Date	Res.	Opponent	Score
D1	W	WISCONSIN-PARKSIDE	68-45
D4	L	@ #13 Michigan	69-90
D6	L	@ Notre Dame	77-83
D11	L	@ Michigan State	65-66
D18	W	CENTRAL MICHIGAN	72-65
D22	L	LOYOLA (ILL.)	72-74
D29	L	@ Northern Illinois	68-83
J5	L	TOLEDO *	84-88
J8	L	@ Marshall	77-102
J12	L	@ Miami *	64-86
J15	W	KENT STATE *	68-66
J19	W	@ Ball State	70-60
J22	L	@ Toledo	82-89
J26	L	#19 NORTHERN ILLINOIS	96-106
J29	W	BOWLING GREEN *	92-83
F1	L	@ Loyola (Ill.)	77-83
F5	L	@ Ohio *	79-80
F12	L	@ Dayton	80-85
F16	W	@ Bowling Green *	75-74
F19	L	@ Kent State *	69-75
F23	W	CLEVELAND STATE	93-72
F26	W	MIAMI *	86-82
M1	W	OHIO *	100-83
M4	W	DETROIT	98-85

1972-73 Record: 8-18/MAC: 2-10, 7th

Date	Res.	Opponent	Score
N29	W	LORAS	64-60
D2	W	WISCONSIN-OSHKOSH	73-55
D9	L	@ Tennessee Tech	68-87
D16	L	MICHIGAN STATE	73-76
D18	L	@ Michigan #	74-90
D19	W	vs. Morehead State #	76-74
D22	L	@ Central Michigan *	69-70
D30	W	MARSHALL	2OT 72-70
J3	L	@ Cleveland State	OT 59-62
J6	L	KENT STATE *	77-80
J8	L	NORTHERN ILLINOIS	71-74

J13	L	@ Bowling Green *	60-87
J17	L	@ Detroit	55-57
J20	W	OHIO *	68-67
J22	L	@ Loyola (Ill.)	71-81
J27	L	@ Toledo *	52-70
J29	W	BALL STATE	3OT 94-86
J31	L	MIAMI	64-68
F3	L	@ Kent State *	52-72
F10	L	BOWLING GREEN *	69-73
F13	W	LOYOLA (ILL.)	92-80
F17	L	@ Ohio *	80-101
F21	W	TOLEDO *	70-54
F24	L	CENTRAL MICHIGAN *	79-81
F28	L	@ Notre Dame	65-76
M3	L	@ Miami *	68-71

- Michigan Tournament

1973-74 Record: 13-13/MAC: 5-7, 6th

Date	Res.	Opponent	Score
D1	W	GREEN BAY	57-50
D5	W	@ Northern Illinois	71-61
D8	L	@ Ball State	72-78
D12	L	#18 MICHIGAN	3OT 76-83
D15	L	@ Michigan State	76-85
D21	L	@ Long Island	OT 77-82
D22	W	@ St. Peter's	76-63
J3	W	CLEVELAND STATE	68-59
J5	W	MIAMI *	72-60
J9	W	LOYOLA (ILL.)	64-58
J12	W	DETROIT	105-89
J16	L	@ Toledo *	61-69
J19	L	@ Ohio *	55-97
J23	W	BOWLING GREEN *	69-60
J26	L	@ Kent State *	66-82
J30	W	CENTRAL MICHIGAN *	85-67
F2	L	@ Miami*	64-75
F6	W	@ Marshall	67-49
F9	W	EASTERN MICHIGAN	78-55
F12	W	TOLEDO *	60-48
F16	L	OHIO *	76-78
F18	L	@ Notre Dame	68-85
F20	L	@ Bowling Green *	63-68
F23	W	KENT STATE *	85-59
F26	L	@ Loyola (Ill.)	64-68
M2	L	@ Central Michigan *	77-78

1974-75 Record: 16-10/MAC: 8-6, 5th

Date	Res.	Opponent	Score
N30	W	GREEN BAY	73-46
D4	W	EASTERN MICHIGAN *	80-65
D7	W	NORTHERN IOWA	101-72
D11	L	@ Central Michigan *	67-81
D14	L	@ Michigan State	59-62
D21	W	@ Oral Roberts	70-67
D23	L	@ San Diego State	58-60
D27	L	vs. Michigan #	62-82
D28	W	@ Detroit #	80-65
J4	L	@ Miami *	59-67
J8	W	BALL STATE	77-54
J11	W	LOYOLA (ILL.)	81-63
J15	W	TOLEDO *	73-56



J18	W	OHIO *	71-66
J22	L	@ Bowling Green *	60-64
J25	W	KENT STATE *	77-70
J28	L	#16 NOTRE DAME	71-73
F1	W	MIAMI *	86-73
F5	W	@ Loyola (Ill.)	76-56
F8	L	@ Eastern Michigan *	60-62
F15	W	@ Ohio *	76-72
F19	L	BOWLING GREEN *	64-66
F22	W	@ Kent State *	77-53
F26	W	NORTHERN ILLINOIS	72-67
M1	L	CENTRAL MICHIGAN *	72-74
M8	W	TOLEDO *	85-68

- Motor City Tournament

1975-76 Record: 25-3/MAC: 15-1, 1st

Date	Res.	Opponent	Score
D1	W	GRAND VALLEY STATE	107-73
D3	W	WISCONSIN-PARKSIDE	77-74
D6	W	@ Green Bay	51-50
D10	W	@ Northern Iowa	91-61
D13	W	MICHIGAN STATE	78-68
D15	W	DETROIT	81-71
D20	W	WISCONSIN-OSHKOSH	115-83
J3	W	@ Bowling Green *	67-57
J7	W	@ Eastern Michigan *	78-58
J10	W	TOLEDO *	78-73
J14	W	LOYOLA (ILL.)	79-77
J17	W	@ Northern Illinois *	78-65
J21	W	KENT STATE *	75-53
J24	W	@ Ball State *	62-57
J28	W	MIAMI *	82-68
J31	W	OHIO *	75-59
F4	W	@ Loyola (Ill.)	80-73
F7	W	@ Central Michigan *	76-73
F11	W	EASTERN MICHIGAN *	85-73
F14	L	@ Toledo *	80-88
F21	W	NORTHERN ILLINOIS *	91-74
F25	W	@ Kent State *	73-63
F28	W	BALL STATE *	93-67
M1	L	@ #8 Notre Dame	OT 86-95
M3	W	@ Miami *	73-58
M6	W	BOWLING GREEN *	71-58
M13	W	vs. Virginia Tech \$	OT 77-67
M18	L	vs. #2 Marquette \$	57-62

\$ - NCAA Tournament (South Bend, Ind.-first game Baton Rouge, La.-second game)

1976-77 Record: 14-13/MAC: 8-8, 5th

Date	Res.	Opponent	Score
N29	W	LAKE SUPERIOR STATE	73-68
D1	W	WISCONSIN-RIVER FALLS	96-70
D4	W	@ Michigan State	74-73
D6	L	@ #2 Marquette	53-78
D8	W	GRAND VALLEY STATE	94-73
D14	W	TOLEDO *	65-56
D16	W	VALPARAISO	65-56
D20	W	SOUTHERN INDIANA	78-46
D28	L	UAB	74-83
J5	W	@ Northern Illinois *	50-45
J8	W	KENT STATE *	84-55

J12	L	MIAMI *	62-71
J15	W	@ Ball State*	72-66
J22	W	CENTRAL MICHIGAN *	71-65
J26	L	@ Ohio *	74-80
J29	L	LOYOLA (ILL.)	63-67
F2	W	@ Eastern Michigan *	56-53
F5	L	NORTHERN ILLINOIS *	60-68
F9	L	@ Kent State *	68-70
F12	L	@ Detroit	64-86
F14	L	@ Loyola (Ill.)	76-84
F16	L	BALL STATE *	65-70
F19	L	@ Miami *	66-76
F23	L	@ Central Michigan *	61-77
F26	W	OHIO *	75-63
M2	L	@ Toledo *	49-64
M5	W	BOWLING GREEN *	89-68

1977-78 Record: 7-20/MAC: 4-12, T9th

Date	Res.	Opponent	Score
N26	W	@ Valparaiso	90-77
N28	L	GRAND VALLEY STATE	52-56
D1	W	NORTHERN IOWA	68-60
D3	L	@ Marquette	47-59
D6	W	FERRIS STATE	71-59
D10	L	@ Michigan State	57-79
D14	L	LOYOLA (ILL.)	66-77
J2	L	@ DePaul	61-92
J4	L	@ Ball State *	58-71
J7	W	MIAMI *	79-69
J11	L	KENT STATE *	53-57
J14	L	BOWLING GREEN *	63-65
J18	W	@ Ohio *	73-59
J21	L	CENTRAL MICHIGAN *	55-64
J25	L	@ Eastern Michigan *	53-66
J28	L	TOLEDO *	51-67
J31	L	@ Northern Illinois *	55-57
F4	L	@ Loyola (Ill.)	67-75
F6	W	BALL STATE *	74-63
F8	L	@ Miami *	61-82
F11	L	DETROIT	91-113
F15	L	@ Bowling Green *	44-66
F18	W	OHIO *	OT 88-82
F22	L	@ Central Michigan *	78-88
F25	L	LAKE SUPERIOR STATE	74-81
M1	L	EASTERN MICHIGAN *	71-82
M4	L	@ Kent State *	71-76

1978-79 Record: 7-23/MAC: 3-13, 10th

Date	Res.	Opponent	Score
N27	W	LAKE SUPERIOR STATE	61-57
N29	W	VALPARAISO	72-66
D1	L	@ #9 Syracuse #	71-93
D2	L	vs. Utah State #	85-93
D4	L	GRAND VALLEY STATE	70-71
D9	L	MIAMI *	68-80
D13	L	#3 MICHIGAN STATE	69-109
D16	L	@ #9 Michigan	73-104
D20	L	#13 MARQUETTE	60-76
D28	L	vs. #6 Illinois ^	79-84
D29	L	@ Alaska-Anchorage ^	77-87
D30	W	vs. College of the Ozarks ^	92-88

J6	L	@ Ohio *	82-101
J10	W	EASTERN MICHIGAN *	81-73
J13	L	CENTRAL MICHIGAN *	78-79
J15	L	@ Detroit	77-92
J17	L	@ Bowling Green *	56-67
J20	L	TOLEDO	72-80
J24	L	@ Northern Illinois *	60-76
J27	W	KENT STATE*	65-64
J31	W	DEPAUL	82-80
F3	L	@ Ball State *	67-78
F7	L	@ Eastern Michigan *	76-92
F10	L	OHIO *	70-82
F14	L	@ Loyola (Ill.)	80-93
F17	L	@ Central Michigan *	86-94
F21	W	BOWLING GREEN*	99-86
F24	L	@ Toledo *	49-57
F28	L	NORTHERN ILLINOIS *	OT 100-102
M3	L	@ Miami *	57-69

- Carrier Classic at Syracuse, N.Y.

^ - Glacier Classic, Anchorage, Alaska

1979-80 Record: 12-14/MAC: 7-9, T4th

Date	Res.	Opponent	Score
D3	W	LAKE SUPERIOR STATE	112-64
D5	L	@ Valparaiso	60-65
D8	W	@ Ohio *	78-69
D10	W	GRAND VALLEY STATE	62-60
D12	L	LOYOLA (ILL.)	61-70
D15	L	@ Northern Iowa	63-78
D17	W	ST. XAVIER (ILL.)	90-84
D22	L	@ Michigan	64-83
D27	L	vs. Oklahoma #	60-72
D28	W	vs. St. Francis (N.Y.) #	79-68
D29	W	@ Oklahoma City #	70-68
J5	L	@ Bowling Green *	OT 65-70
J9	W	CENTRAL MICHIGAN *	84-64
J12	L	EASTERN MICHIGAN *	55-66
J16	L	@ Northern Illinois *	76-91
J19	L	KENT STATE *	69-70
J23	L	@ Ball State *	73-75
J26	W	MIAMI *	OT 74-73
J30	W	BALL STATE *	62-60
F2	L	@ Toledo *	68-87
F6	W	@ Central Michigan *	76-73
F9	W	BOWLING GREEN *	78-60
F13	L	OHIO *	50-56
F16	L	@ Eastern Michigan *	74-80
F20	W	NORTHERN ILLINOIS *	74-65
F23	L	@ Kent State *	61-65

- All-College Tour. in Oklahoma City, Okla.

1980-81 Record: 15-13/MAC: 10-6, T1st

Date	Res.	Opponent	Score
N28	L	@ Michigan State #	77-89
N29	L	vs. Detroit #	82-85
D3	W	WAYNE STATE	20T 80-74
D6	W	CANISIUS	90-71
D8	W	GRAND VALLEY STATE	84-71
D12	L	vs. Louisiana Tech %	OT 62-68
D13	W	vs. VMI %	89-68
D17	W	ILLINOIS-CHICAGO	60-51



D20	L	@ #15 Michigan	73-102
D23	L	@ Marquette	OT 74-79
J7	W	CENTRAL MICHIGAN *	75-60
J10	L	@ Bowling Green *	75-78
J14	W	EASTERN MICHIGAN *	67-61
J17	L	@ Toledo *	66-77
J21	W	KENT STATE *	77-62
J24	W	@ Ball State *	OT 78-77
J28	W	MIAMI *	96-89
J31	W	@ Northern Illinois *	81-69
F4	L	@ Ohio *	74-79
F7	W	BOWLING GREEN *	88-79
F11	W	@ Eastern Michigan *	69-58
F14	W	TOLEDO *	73-71
F18	L	@ Kent State *	73-74
F21	L	BALL STATE *	69-74
F25	W	@ Miami *	72-70
F28	L	NORTHERN ILLINOIS *	63-65
M3	L	vs. Northern Illinois +	73-75
M6	L	vs. Toledo +	65-71

- Spartan/Cutlass Classic, East Lansing, Mich.
 % - Bayou Classic, Lafayette, La.
 + - MAC Tournament, Ann Arbor, Mich.

1981-82			
Record: 15-14/MAC: 8-8, T4th			
Date	Res.	Opponent	Score
N27	W	vs. Boise State #	68-67
N28	W	@ Michigan State #	83-79
D2	W	NORTH CENTRAL	84-63
D5	W	GRAND VALLEY STATE	100-70
D7	W	LEWIS	77-65
D9	L	WAYNE STATE	61-63
D12	W	MICHIGAN	71-60
D15	L	@ #7 DePaul	46-88
D19	L	@ Canisius	67-69
D21	L	@ Niagara	73-85
J6	L	EASTERN MICHIGAN *	70-71
J9	W	@ Toledo *	75-66
J13	L	NORTHERN ILLINOIS *	59-60
J16	L	@ Ball State *	74-88
J20	W	MIAMI *	85-75
J23	L	@ Kent State *	72-80
J27	W	@ Ohio *	49-47
J30	W	CENTRAL MICHIGAN *	54-50
F3	L	@ Bowling Green *	61-63
F6	W	TOLEDO *	75-72
F10	L	@ Northern Illinois *	61-82
F13	L	BALL STATE *	53-55
F17	L	@ Miami *	OT 53-57
F20	W	KENT STATE *	73-71
F24	W	OHIO *	60-53
F27	W	@ Central Michigan *	82-67
M2	W	@ Eastern Michigan +	44-42
M5	L	vs. Ball State +	72-76
M6	L	vs. Bowling Green +	83-86

- Spartan/Cutlass Classic, East Lansing, Mich.
 + - MAC Tournament, Ann Arbor, Mich.

1982-83			
Record: 5-23/MAC: 3-15, 10th			
Date	Res.	Opponent	Score
N26	L	@ Michigan State #	65-72
N27	L	vs. Green Bay #	42-81
D1	L	LEWIS	58-61
D4	L	@ Illinois	59-75
D6	L	EVANSVILLE	40T 99-101
D8	W	NIAGARA	61-59
D11	L	@ DePaul	42-63
D17	L	@ Bradley %	60-89
D18	L	vs. Western Illinois %	79-95
D22	W	LAKE SUPERIOR STATE	94-88
J5	W	NORTHERN ILLINOIS *	54-53
J8	L	@ Kent State *	50-83
J12	L	MIAMI *	60-84
J15	L	@ Ball State *	68-91
J19	L	@ Ohio *	55-82
J22	W	CENTRAL MICHIGAN *	43-42
J26	L	@ Bowling Green *	48-63
J29	L	EASTERN MICHIGAN *	61-73
F2	L	@ Toledo *	62-80
F5	L	KENT STATE *	60-67
F9	L	@ Miami *	52-72
F12	L	BALL STATE *	58-66
F16	W	OHIO *	65-59
F19	L	@ Central Michigan *	59-79
F23	L	BOWLING GREEN *	54-80
F26	L	@ Eastern Michigan *	54-61
M2	L	TOLEDO *	66-81
M5	L	@ Northern Illinois *	57-75

- Spartan/Cutlass Classic, East Lansing, Mich.
 % - River City Tourney, Peoria, Ill.

1983-84			
Record: 4-22/MAC: 2-16, 10th			
Date	Res.	Opponent	Score
N25	W	vs. Fairfield #	72-63
N26	L	@ #12 Michigan State #	52-81
D1	L	LEWIS	49-51
D6	L	@ #13 DePaul	60-84
D9	L	@ Morehead State	70-95
D19	L	MOREHEAD STATE	60-77
D22	W	NORTHWOOD	74-60
D31	L	@ Stanford	62-80
J4	W	@ Ball State *	86-80
J7	L	MIAMI *	67-70
J11	L	OHIO *	58-83
J14	W	@ Central Michigan *	60-59
J18	L	BOWLING GREEN *	54-58
J21	L	@ Eastern Michigan *	59-61
J25	L	TOLEDO *	55-69
J28	L	@ Northern Illinois *	76-86
F1	L	KENT STATE *	54-70
F4	L	@ Miami *	55-80
F8	L	@ Ohio *	54-67
F11	L	CENTRAL MICHIGAN *	63-64
F15	L	@ Bowling Green *	53-71
F18	L	EASTERN MICHIGAN *	59-65
F22	L	@ Toledo *	61-95
F25	L	NORTHERN ILLINOIS *	74-83
F29	L	@ Kent State *	65-77
M3	L	BALL STATE *	66-68

- Spartan/Cutlass Classic, East Lansing, Mich.

1984-85			
Record: 12-16/MAC: 7-11, T7th			
Date	Res.	Opponent	Score
N25	W	OAKLAND	69-51
N27	W	@ Valparaiso	90-57
N30	L	@ Michigan State #	61-77
D1	L	vs. Central Michigan #	70-71
D4	W	LAKE SUPERIOR STATE	90-61
D10	L	@ Michigan	59-83
D19	W	#5 DEPAUL	65-64
D22	W	NORTHWOOD	113-88
J2	W	TOLEDO *	72-64
J5	W	vs. Ohio %	OT 84-79
J9	L	@ Northern Illinois *	OT 63-66
J12	W	CENTRAL MICHIGAN *	98-83
J16	L	@ Kent State *	81-89
J19	L	BOWLING GREEN *	OT 92-93
J21	L	MARQUETTE	59-80
J23	L	@ Ball State *	87-107
J26	W	EASTERN MICHIGAN *	OT 87-84
J30	L	@ Miami *	59-82
F2	L	@ Ohio *	54-62
F6	W	NORTHERN ILLINOIS *	91-69
F9	W	@ Central Michigan *	71-69
F13	L	KENT STATE *	69-84
F16	L	@ Bowling Green *	57-86
F20	W	BALL STATE *	86-77
F23	L	@ Eastern Michigan *	85-88
F27	L	MIAMI *	69-76
M2	L	@ Toledo *	OT 89-95
M7	L	vs. Miami +	64-78

% - Played at Anderson Arena
 # - Spartan/Cutlass Classic, East Lansing, Mich.
 + - MAC Tournament, Toledo, Ohio

1985-86			
Record: 12-16/MAC: 7-11, T6th			
Date	Res.	Opponent	Score
N23	W	NORTHWOOD	80-50
N25	W	OAKLAND	79-69
N29	W	vs. Delaware #	77-61
N30	L	@ Michigan State #	64-84
D4	L	@ Marquette	78-82
D7	W	VALPARAISO	70-57
D10	L	@ DePaul	59-70
D12	W	LAKE SUPERIOR STATE	72-69
D14	L	@ Michigan	54-74
J2	W	CENTRAL MICHIGAN *	74-63
J4	W	@ Bowling Green *	85-73
J8	L	EASTERN MICHIGAN *	64-67
J11	L	@ Toledo *	65-85
J15	W	NORTHERN ILLINOIS *	82-76
J18	W	@ Kent State *	67-62
J22	W	BALL STATE *	67-64
J25	L	@ Miami *	60-68
J29	L	@ Ohio *	62-85
F1	L	BOWLING GREEN *	82-90
F5	L	@ Eastern Michigan *	79-84
F8	W	TOLEDO *	79-69
F12	L	@ Northern Illinois *	60-67
F15	W	KENT STATE *	62-58
F19	L	@ Ball State *	63-82
F22	L	MIAMI *	73-81

F26	L	OHIO *	75-81
M2	L	@ Central Michigan *	65-71
M6	L	vs. Ball State +	76-87

Spartan/Cutlass Classic, East Lansing, Mich.
+ MAC Tournament, Rockford, Ill.

1986-87 Record: 12-16/MAC: 7-9, T5th

Date	Res.	Opponent	Score
N30	L	@ Valparaiso	76-77
D2	L	@ Ohio State	92-98
D5	L	WESTMONT	52-78
D8	W	@ Michigan	62-59
D10	L	DEPAUL	61-93
D13	W	EASTERN MICHIGAN *	86-73
D27	L	vs. Lamar #	OT 80-81
D28	W	vs. Northern Illinois #	92-80
J4	L	TOLEDO *	72-90
J7	W	@ Northern Illinois	80-73
J10	L	KENT STATE *	73-84
J12	L	MARQUETTE	OT 76-78
J14	W	@ Ball State *	62-60
J17	L	MIAMI *	70-77
J21	W	CENTRAL MICHIGAN *	73-69
J24	W	@ Ohio *	87-80
J28	W	BOWLING GREEN *	82-76
J31	W	@ Toledo *	70-57
F2	W	LAKE SUPERIOR STATE	83-57
F4	W	NORTHERN ILLINOIS	100-81
F7	L	@ Kent State *	65-82
F11	W	BALL STATE *	OT 102-99
F14	L	@ Miami *	57-76
F18	L	@ Central Michigan *	71-85
F21	L	OHIO *	57-70
F25	L	@ Bowling Green *	72-84
F28	L	@ Eastern Michigan *	64-88
M5	L	vs. Kent State +	75-84

- Wyoming Cowboy Shootout, Laramie, Wyo.
+ - MAC Tournament, Toledo, Ohio

1987-88 Record: 12-17/MAC: 7-9, T5th

Date	Res.	Opponent	Score
D1	L	@ Ohio State	79-94
D3	W	VALPARAISO	59-52
D5	W	SAGINAW VALLEY STATE	88-55
D7	L	@ #15 Michigan	66-113
D9	L	@ DePaul	64-94
D12	L	@ Marquette	70-77
D23	W	@ Northern Illinois	83-76
J6	L	XAVIER	70-82
J9	L	@ Kent State *	70-78
J13	L	BALL STATE *	73-77
J16	L	@ Miami *	62-85
J20	W	@ Bowling Green *	74-71
J23	W	OHIO *	71-68
J25	W	NORTHERN ILLINOIS *	84-79
J27	L	CENTRAL MICHIGAN *	73-83
J30	W	EASTERN MICHIGAN *	81-78
F3	W	@ Toledo *	88-76
F6	W	KENT STATE *	68-65
F8	L	@ Xavier	84-100
F10	L	@ Ball State *	67-77



The 1991-92 Broncos were the first team to make the National Invitation Tournament and were the second team to make it to postseason play.

Date	Res.	Opponent	Score
F13	W	MIAMI *	74-61
F17	L	BOWLING GREEN *	66-75
F20	L	@ Ohio *	87-95
F24	W	CENTRAL MICHIGAN *	79-72
F27	L	@ Eastern Michigan *	82-96
M2	L	TOLEDO *	65-81
M5	L	AKRON	74-79
M8	W	@ Ball State +	80-79
M11	L	vs. Eastern Michigan +	88-95

+ - MAC Tournament, Toledo, Ohio

1988-89 Record: 12-16/MAC: 6-10, T6th

Date	Res.	Opponent	Score
N26	W	CALVIN	90-64
D1	W	VALPARAISO	92-78
D3	L	#15 OHIO STATE	66-77
D5	W	@ Rollins	77-66
D7	L	@ Stetson	73-82
D10	L	#2 MICHIGAN	60-107
D21	L	@ #3 Syracuse	71-94
D29	W	WISCONSIN-PLATTEVILLE	73-64
J4	L	@ Ball State *	63-65
J7	W	MIAMI *	76-68
J9	W	@ Marquette	68-63
J11	L	EASTERN MICHIGAN *	63-71
J14	W	@ Ohio *	91-90
J18	W	CENTRAL MICHIGAN *	72-67
J21	L	@ Bowling Green *	61-80
J25	L	TOLEDO *	61-68
J28	L	@ Akron	64-97
F1	L	KENT STATE *	65-84
F4	W	@ Miami *	81-79
F8	L	@ Eastern Michigan *	63-75
F11	W	OHIO *	85-81
F15	W	@ Central Michigan *	66-57
F18	L	BOWLING GREEN *	OT 68-69
F22	L	@ Toledo *	64-74
F25	W	YOUNGSTOWN STATE	98-71
M1	L	@ Kent State *	58-87
M4	L	BALL STATE *	79-92
M10	L	vs. Ohio +	55-61

+ - MAC Tournament, Toledo, Ohio

1989-90 Record: 9-18/MAC: 3-13, 9th

Date	Res.	Opponent	Score
N24	L	vs. Monmouth #	72-76
N25	W	vs. Hardin-Simmons #	64-54
N29	W	OHIO NORTHERN	74-68
D2	W	INDIANA (PA.)	93-76
D5	W	@ Valparaiso	87-74
D8	L	vs. Creighton %	OT 87-98
D9	L	vs. Southern Utah %	81-96
D21	W	WISCONSIN-MILWAUKEE	72-64
J3	W	TOLEDO *	76-72
J4	L	WEBER STATE	46-47
J6	W	OHIO *	81-72
J10	L	@ Central Michigan *	82-92
J13	L	BOWLING GREEN *	75-99
J17	L	@ Eastern Michigan *	85-96
J20	L	AKRON	76-80
J24	L	@ Kent State *	67-72
J27	L	BALL STATE *	38-65
J31	L	@ Miami*	64-86
F3	L	@ Ohio *	66-67
F7	W	CENTRAL MICHIGAN *	OT 78-77
F10	L	@ Bowling Green *	64-74
F14	L	EASTERN MICHIGAN *	53-63
F17	W	@ Youngstown State	91-80
F21	L	KENT STATE *	OT 76-78
F24	L	@ Ball State *	54-77
F28	L	MIAMI *	77-82
M3	L	@ Toledo *	73-77

- Lobo Classic, Albuquerque, N.M.
% - Mazzio Pizza Classic, Springfield, Mo.

1990-91 Record: 5-22/MAC: 2-14, 9th

Date	Res.	Opponent	Score
N24	L	LOYOLA (ILL.)	61-68
N27	W	@ Holy Cross	79-69
D1	L	ILLINOIS-CHICAGO	62-70
D8	W	SLIPPERY ROCK	87-84
D10	W	SIENA	87-71
D15	L	@ #7 Indiana	68-97
D22	L	@ Akron	58-79
D27	L	@ Oregon State	76-101
D28	L	@ Oregon	64-73
J2	L	@ Central Michigan *	56-59





J5	L	@ Bowling Green *	56-75
J9	L	EASTERN MICHIGAN *	55-65
J12	L	@ Toledo *	62-71
J16	W	KENT STATE *	67-56
J19	L	@ Ball State *	OT 76-80
J23	L	MIAMI *	80-86
J26	L	@ Wisconsin-Milwaukee	85-88
J30	L	@ Ohio *	58-72
F2	L	BOWLING GREEN *	64-76
F6	L	@ Eastern Michigan *	59-76
F9	L	TOLEDO *	67-78
F13	L	@ Kent State *	47-67
F16	L	BALL STATE *	64-67
F20	L	@ Miami *	70-98
F23	L	@ Illinois-Chicago	70-77
F27	W	OHIO *	62-61
M2	L	CENTRAL MICHIGAN *	90-91

1991-92 Record: 21-9/MAC: 11-5, T2nd

Date	Res.	Opponent	Score
N23	W	FAIRLEIGH DICKINSON	78-61
N26	W	@ Loyola (Ill.)	70-59
N30	W	HOLY CROSS	78-65
D5	W	OREGON STATE	87-76
D7	W	ILLINOIS-CHICAGO	84-59
D10	W	@ Siena	63-59
D13	W	NIAGARA	86-68
D21	W	@ Fairleigh Dickinson	67-59
D27	W	vs. Hofstra #	58-57
D28	L	@ Boise State #	64-80
J4	L	@ Purdue	48-64
J8	L	@ Eastern Michigan *	64-68
J11	W	TOLEDO *	58-45
J15	W	@ Kent State *	64-48
J18	W	BALL STATE *	69-59
J22	L	@ Miami *	53-59
J29	W	OHIO *	84-75
F1	W	@ Central Michigan *	81-77
F5	W	BOWLING GREEN *	72-70
F8	W	@ Toledo *	OT 72-70
F12	W	KENT STATE *	62-60
F15	L	@ Ball State *	46-60
F19	L	MIAMI *	63-64
F26	L	@ Ohio *	OT 81-82
F29	W	CENTRAL MICHIGAN *	OT 101-94
M4	W	@ Bowling Green *	95-86
M7	W	EASTERN MICHIGAN *	80-66
M12	W	vs. Kent State +	61-57
M13	L	vs. Ball State +	61-65
M18	L	@ Notre Dame \$	56-63

- Albertson's Classic, Boise, Idaho
 + - MAC Tournament, Detroit, Mich.
 \$ - National Invitation Tournament

1992-93 Record: 17-12/MAC: 12-6, 3rd

Date	Res.	Opponent	Score
D1	L	@ Wisconsin-Milwaukee	75-84
D5	L	@ Illinois-Chicago	89-90
D11	W	vs. Pacific #	63-56
D12	L	@ #4 Indiana #	56-97
D19	L	@ Niagara	68-86
D23	L	WISCONSIN-MILWAUKEE	63-74
D29	W	@ Morehead State	77-47
J2	W	SAGINAW VALLEY STATE	65-50
J6	W	KENT STATE *	60-50
J9	L	@ Ball State *	65-70
J13	W	MIAMI *	69-52
J16	W	@ Akron *	67-64
J20	W	@ Ohio *	86-71
J23	W	CENTRAL MICHIGAN % *	69-53
J27	L	@ Bowling Green *	45-58
J30	W	EASTERN MICHIGAN & *	75-74
F3	L	@ Toledo *	62-64
F6	W	BALL STATE *	66-55
F10	L	@ Miami *	39-65
F13	W	AKRON *	60-51
F17	W	OHIO *	66-51
F20	W	@ Central Michigan *	99-79
F24	W	BOWLING GREEN & *	69-65
F27	L	@ Eastern Michigan *	71-89
M3	W	TOLEDO & *	75-57
M6	L	@ Kent State *	64-81
M11	W	vs. Eastern Michigan +	65-57
M12	W	vs. Miami +	61-48
M13	L	vs. Ball State +	64-79

1993-94 Record: 14-14/MAC: 7-11, 8th

Date	Res.	Opponent	Score
N17	L	@ #9 Kansas #	50-69
D3	W	vs. Indiana State %	67-52
D4	L	@ #14 Purdue %	54-94
D8	W	@ Evansville	65-63
D12	W	ILLINOIS-CHICAGO	78-71
D21	W	LIBERTY	72-63
D27	W	MOREHEAD STATE	88-59
D30	W	@ Eastern Illinois	77-74
J2	W	CHICAGO STATE	119-86
J5	L	@ Miami *	81-82
J8	W	AKRON *	91-68
J12	W	OHIO *	75-65
J15	W	@ Central Michigan *	57-49
J19	L	BOWLING GREEN *	65-77
J22	L	@ Eastern Michigan *	58-72
J26	W	TOLEDO *	75-72
J29	L	@ Kent State *	63-81
F2	L	BALL STATE *	68-75
F5	L	@ Akron *	40-49
F9	L	@ Ohio *	61-86
F12	W	CENTRAL MICHIGAN *	63-60
F16	L	@ Bowling Green *	65-80
F19	W	EASTERN MICHIGAN *	97-78

F23	L	@ Toledo *	73-79
F26	W	KENT STATE *	69-65
M2	L	@ Ball State *	67-76
M5	L	MIAMI *	63-70
M8	L	@ Ohio +	56-87
# - Preseason NIT			
% - Boilermaker Classic, W. Lafayette, Ind.			
+ - MAC Tournament, Columbus, Ohio			

1994-95 Record: 14-13/MAC: 9-9, 7th

Date	Res.	Opponent	Score
N27	L	EVANSVILLE	51-63
N30	W	EASTERN ILLINOIS	66-58
D3	L	@ Liberty	63-69
D6	W	PURDUE	90-81
D10	W	@ Illinois-Chicago	75-72
D17	W	@ Chicago State	89-66
D22	W	DETROIT #	79-77
D29	L	@ Colorado State	75-79
J4	L	@ Bowling Green *	70-86
J7	W	@ Central Michigan *	70-52
J11	L	EASTERN MICHIGAN *	72-80
J14	L	@ Ball State *	70-86
J18	W	MIAMI *	80-63
J21	W	@ Kent State *	68-58
J24	L	OHIO *	68-80
J28	L	@ Toledo *	70-82
F1	W	AKRON *	56-49
F4	W	CENTRAL MICHIGAN *	71-54
F8	L	@ Eastern Michigan *	57-67
F12	L	BALL STATE *	72-77
F15	L	@ Miami *	47-61
F18	W	KENT STATE *	74-56
F22	L	@ Ohio *	77-91
F25	W	TOLEDO *	75-71
M1	W	@ Akron *	61-54
M4	W	BOWLING GREEN *	51-42
M7	L	@ Ohio +	56-72

- Welsh Auditorium, Grand Rapids, Mich.
 + - MAC Tournament, Toledo, Ohio

1995-96 Record: 15-12/MAC: 13-5, 2nd

Date	Res.	Opponent	Score
N24	L	CANISIUS	53-73
N28	L	@ Murray State	88-98
D2	L	@ Evansville	61-81
D9	W	MURRAY STATE	83-71
D16	L	@ Detroit	50-65
D19	L	@ Purdue	58-86
D22	L	COLORADO STATE	77-78
D29	W	CHICAGO STATE #	99-74
J3	W	BOWLING GREEN *	66-63
J6	W	CENTRAL MICHIGAN *	81-74
J10	L	@ Eastern Michigan *	65-88
J13	W	BALL STATE *	75-71
J17	L	@ Miami *	61-62
J20	L	KENT STATE *	69-71
J24	W	@ Ohio *	66-59
J27	W	TOLEDO *	81-77
J31	W	@ Akron *	51-46
F3	W	@ Central Michigan *	73-61



F7	L	#24 EASTERN MICHIGAN *	83-89
F10	L	@ Ball State *	67-78
F14	W	MIAMI *	76-65
F17	W	@ Kent State *	84-70
F21	W	OHIO *	74-51
F24	W	@ Toledo *	68-60
F28	W	AKRON *	89-49
M2	W	@ Bowling Green *	62-44
M5	L	TOLEDO +	65-71

+ - MAC Tournament, Toledo, Ohio
- Kellogg Arena, Battle Creek, Mich.

1996-97 Record: 14-14/MAC: 9-9, T5th

Date	Res.	Opponent	Score
N23	L	@ Canisius	46-67
N26	L	PURDUE	56-65
D2	L	@ Northern Illinois	52-55
D5	L	@ Ball State *	52-64
D7	W	EVANSVILLE	78-62
D18	W	@ Chicago State	OT 90-89
D21	W	NORTHERN ILLINOIS	64-58
D23	W	DETROIT	60-44
D28	L	@ Wright State	58-68
J4	W	@ Ohio *	64-63
J8	L	BOWLING GREEN *	OT 69-71
J11	W	@ Central Michigan *	83-78
J16	L	@ Akron *	60-66
J18	L	@ Kent State *	62-76
J22	W	EASTERN MICHIGAN *	76-73
J25	L	@ Miami *	49-62
J29	W	TOLEDO *	62-53
F1	L	@ Bowling Green *	67-93
F3	W	CENTRAL MICHIGAN *	87-67
F8	W	BALL STATE *	76-66
F10	W	AKRON *	70-63
F15	L	KENT STATE *	70-72
F19	W	@ Eastern Michigan *	82-77
F22	L	MIAMI *	55-56
F26	L	@ Toledo *	63-75
M1	W	OHIO *	82-72
M4	W	at Ohio +	74-68
M7	L	vs. Miami +	67-84

+ - MAC Tournament, Toledo, Ohio

1997-98 Record: 21-8/MAC: 14-4, T1st West

Date	Res.	Opponent	Score
N15	W	@ Michigan	68-63
N25	W	INDIANA STATE	74-58
N29	W	@ Wisconsin-Milwaukee	84-47
D3	W	CHICAGO STATE	106-62
D6	L	@ Detroit	59-77
D10	L	BALL STATE *	76-81
D22	W	WRIGHT STATE	88-74
D27	W	vs. UNC Charlotte #	81-65
D28	L	vs. Indiana #	63-70
D31	W	@ Northern Illinois *	79-73
J3	W	BOWLING GREEN *	81-75
J5	W	MIAMI *	63-47
J8	L	@ Kent State *	63-65
J10	W	@ Akron *	OT 89-83
J17	W	CENTRAL MICHIGAN *	81-63

J21	W	EASTERN MICHIGAN *	98-85
J24	W	@ Toledo *	90-89
J29	W	AKRON *	77-63
J31	W	KENT STATE *	88-53
F5	L	@ Marshall *	63-78
F7	W	@ Ohio *	86-68
F14	W	@ Central Michigan *	87-68
F18	W	TOLEDO *	86-76
F21	W	@ Eastern Michigan *	102-82
F23	W	NORTHERN ILLINOIS *	80-71
F25	L	@ Ball State *	71-80
F28	L	MIAMI +	63-67
M13	W	vs. Clemson \$	75-72
M15	L	vs. #10 Stanford \$	65-83

- Hoosier Classic, Indianapolis, Ind.
+ - MAC Tournament
\$ - NCAA Tournament, Chicago, Ill.

1998-99 Record: 11-15/MAC: 6-12, 4th West

Date	Res.	Opponent	Score
N16	L	@ Indiana State	77-79
N24	W	WISCONSIN-MILWAUKEE	74-65
N27	W	vs. UNC Wilmington #	67-61
N28	L	@ #7 Michigan State #	66-90
D1	L	DETROIT	51-63
D6	W	MICHIGAN	81-74
D12	W	OAKLAND	78-65
D19	W	MARSHALL *	79-68
D21	L	@ Bowling Green *	82-83
D23	W	@ Loyola (Ill.)	64-58
D27	L	TOLEDO *	66-76
D30	W	KENT STATE *	OT 87-85
J2	L	@ Miami *	62-80
J6	L	OHIO *	76-96
J9	W	NORTHERN ILLINOIS *	69-68
J13	L	@ Ball State *	66-68
J16	L	@ Central Michigan *	78-93
J23	L	@ Toledo *	56-68
J27	W	EASTERN MICHIGAN *	75-64
J30	W	BUFFALO *	82-65
F3	L	@ Akron *	59-80
F6	L	MIAMI *	69-70
F10	L	@ Kent State *	66-92
F13	L	@ Ohio *	55-74
F17	W	BALL STATE *	78-69
F20	L	@ Eastern Michigan *	60-70

- Spartan Coca-Cola Classic, E. Lansing, Mich.

1999-00 Record: 10-18/MAC: 6-12, 5th West

Date	Res.	Opponent	Score
N20	L	@ Detroit	66-80
N23	L	LOYOLA (ILL.)	69-70
N27	L	@ Michigan	78-93
N29	W	YOUNGSTOWN STATE	78-71
D3	L	@ Marquette #	69-76
D4	L	vs. Toledo #	59-71
D11	W	@ Oakland	OT 89-87
D20	L	MARSHALL *	20T 126-127
D22	W	MARIST	101-78
D28	W	@ Richmond	64-61
J2	L	@ Akron *	62-73

J8	L	@ Northern Illinois *	67-68
J12	W	BOWLING GREEN *	91-82
J15	L	@ Central Michigan *	72-88
J19	W	TOLEDO *	77-73
J22	W	@ Ohio *	OT 78-74
J26	L	@ Buffalo *	60-63
J29	W	MIAMI *	51-49
J31	L	@ Kent State *	62-68
F2	L	EASTERN MICHIGAN *	43-68
F5	L	AKRON *	83-89
F9	L	@ Ball State *	60-80
F12	W	CENTRAL MICHIGAN *	76-75
F16	W	NORTHERN ILLINOIS *	92-85
F19	L	@ Toledo *	66-81
F21	L	@ Eastern Michigan *	71-93
F26	L	BALL STATE *	82-91
M1	L	@ Ohio +	52-77

- Marquette Tournament, Milwaukee, Wis.
+ - MAC Tournament

2000-01 Record: 7-21/MAC: 7-11, 4th West

Date	Res.	Opponent	Score
N18	L	HAMPTON	OT 81-87
N21	L	@ Michigan	78-92
N25	L	RICHMOND	70-86
N28	L	@ Youngstown State	52-64
D2	L	@ Marist	71-78
D8	L	@ Indiana #	69-87
D9	L	vs. Texas Tech #	59-68
D16	W	OHIO *	76-65
D21	L	DETROIT	56-67
D30	L	OAKLAND	OT 75-80
J3	L	@ Marshall *	65-67
J6	L	TOLEDO *	72-89
J9	L	@ Akron *	64-79
J13	W	@ Ball State *	76-70
J15	L	CENTRAL MICHIGAN *	OT 71-73
J22	L	@ Miami *	50-77
J24	W	BUFFALO *	90-72
J27	W	NORTHERN ILLINOIS *	81-77
J31	L	@ Bowling Green *	61-77
F7	L	@ Eastern Michigan *	73-84
F10	L	@ Central Michigan *	62-78
F14	L	KENT STATE *	60-77
F17	L	@ Toledo *	61-86
F21	W	AKRON *	50-42
F24	L	BALL STATE *	52-65
F28	W	@ Northern Illinois *	67-62
M3	W	EASTERN MICHIGAN *	60-49
M5	L	@ Bowling Green +	68-74

- Indiana Classic, Bloomington, Ind.
+ - MAC Tournament



2001-02 Record: 17-13/MAC: 10-8, 3rd West

Date	Res.	Opponent	Score
N15	L	vs. Long Beach State #	64-71
N16	L	@ Oregon #	48-91
N17	W	vs. Alabama State #	63-43
N21	W	UW-MILWAUKEE	81-80
N23	W	MICHIGAN	79-73
N27	W	MORGAN STATE	83-63
D1	L	@ Detroit	62-67
D12	W	@ Virginia Tech	55-51
D15	W	@ UW-Milwaukee	59-51
D22	L	MARSHALL *	73-77
D29	L	@ Oakland	OT 94-100
J2	W	MIAMI *	OT 69-63
J5	L	TOLEDO *	64-73
J9	L	@ Ohio *	68-86
J12	W	CENTRAL MICHIGAN *	81-67
J15	W	IUPUI	62-61
J19	L	@ Kent State *	72-75
J23	L	@ Ball State *	61-74
J26	W	OHIO *	95-65
J30	L	BOWLING GREEN *	66-78
F4	L	@ Central Michigan *	67-70
F6	W	EASTERN MICHIGAN *	OT 101-94
F9	W	@ Buffalo *	60-59
F11	W	@ Akron *	OT 94-89
F16	W	@ Northern Illinois *	97-87
F20	W	BALL STATE *	80-65
F23	L	@ Toledo *	68-72
F27	W	@ Eastern Michigan *	71-52
M2	W	NORTHERN ILLINOIS *	86-85
M4	L	AKRON +	83-90

- America's Youth Classic, Eugene, Ore.
+ - MAC Tournament

2002-03 Record: 20-11/MAC: 10-8, 3rd West

Date	Res.	Opponent	Score
N22	L	vs. Princeton #	59-62
N23	W	vs. UC Irvine #	73-62
N25	W	@ Fordham	70-51
N30	W	@ Michigan	56-52
D2	W	DETROIT	71-55
D7	L	@ Miami *	39-44
D14	W	CENTENARY	72-52
D17	W	@ Auburn	72-54
D21	W	VIRGINIA TECH	75-54
D30	W	@ IUPUI	75-51
J4	L	@ Marshall *	54-66
J8	L	CENTRAL MICHIGAN *	75-80
J11	W	EASTERN MICHIGAN *	87-54
J15	W	@ Ball State *	71-52
J22	W	BOWLING GREEN *	76-58
J25	W	AKRON *	68-52
J28	L	@ Toledo *	62-75
F1	L	KENT STATE *	71-78
F5	W	MARSHALL *	79-75
F10	L	@ Central Michigan *	58-77
F15	W	@ Bowling Green *	67-65
F18	W	TOLEDO *	67-64
F22	L	@ Ohio *	OT 72-79
F26	L	@ Eastern Michigan *	72-80

M1 W BALL STATE * 86-74

M5 W BUFFALO * 87-66

M8 W @ Northern Illinois * OT 71-67

M10 W TOLEDO + 78-64

M13 L vs. Northern Illinois + 63-75

M19 W ILLINOIS-CHICAGO \$ 63-62

M23 L @ Siena \$ 62-68

- Sooner Invitational, Norman, Okla.
+ - MAC Tournament, Cleveland, Ohio
\$ - National Invitation Tournament

2003-04 Record: 26-5/MAC: 15-3, 1st West

Date	Res.	Opponent	Score
N21	W	USC	83-65
N29	L	@ Detroit	43-64
D6	W	MIAMI *	61-38
D13	W	FORDHAM	88-67
D15	W	vs. UAB	69-62
D20	W	@ Loyola (Ill.)	79-61
D29	W	vs. Winthrop #	76-71
D30	W	@ Arizona State #	81-76
J3	W	@ Akron *	83-75
J10	W	@ Buffalo *	84-54
J12	W	MARSHALL *	88-65
J14	W	IPFW	77-48
J17	W	@ Eastern Michigan *	72-63
J21	L	@ Kent State *	71-84
J24	W	BALL STATE *	70-66
J28	W	OHIO *	96-73
J31	W	EASTERN MICHIGAN *	75-55
F4	W	@ Central Michigan *	79-63
F7	W	BOWLING GREEN *	88-73
F11	W	@ Ball State *	72-61
F15	L	@ Marshall *	OT 76-82
F18	W	TOLEDO *	89-62
F21	W	COLLEGE OF CHARLESTON	OT 83-78
F25	W	CENTRAL MICHIGAN *	86-55
F28	L	@ Toledo *	84-93
M1	W	@ Bowling Green *	70-58
M6	W	NORTHERN ILLINOIS *	93-61
M11	W	vs. Marshall +	96-62
M12	W	vs. Toledo +	87-77
M13	W	vs. Kent State +	77-66
M19	L	vs. Vanderbilt \$	58-71

- AZ.central Hoops Classic, Tempe, Ariz
+ - MAC Tournament, Cleveland, Ohio
\$ - NCAA Tournament, Orlando, Fla.

2004-05 Record: 20-13/MAC: 11-7, T-1st-West

Date	Res.	Opponent	Score
N19	L	vs. New Mexico State#	OT 61-65
N20	L	vs. Portland#	64-67
N21	W	vs. Alaska-Fairbanks#	88-65
N29	W	LOYOLA (ILL.)	68-64
D1	W	DETROIT	64-48
D4	W	@ Buffalo *	70-53
D12	W	@ College of Charleston	69-56
D15	W	@ IUPUI	75-66
D18	L	@ USC	74-81
D22	W	@ Virginia Tech	74-68
D28	W	SOUTH ALABAMA	65-45

J2 W @ Northern Illinois * 72-69

J8 W AKRON * 84-75

J12 W KENT STATE * 76-60

J15 W @ Bowling Green * 70-61

J19 W NORTHERN ILLINOIS * 67-60

J22 L BALL STATE * 65-66

J26 L @ Miami * 60-85

J29 W CENTRAL MICHIGAN * 84-39

J31 L @ Toledo * 77-83

F3 W EASTERN MICHIGAN * 82-71

F5 L @ Ohio * 85-89

F8 L BUFFALO * 79-85

F12 W MARSHALL * 90-70

F15 L @ Central Michigan * 74-84

F19 L @ Northern Iowa 75-86

F26 W @ Eastern Michigan * 73-63

M2 W BOWLING GREEN * 77-52

M5 L @ Ball State * 81-88

M10 W vs. Akron + OT 66-60

M11 L vs. Buffalo + 68-75

M14 W @ Marquette \$ 54-40

M21 L TCU \$ OT 76-78

- Top of the World Classic, Fairbanks, Alaska
+ - MAC Tournament, Cleveland, Ohio
\$ - National Invitation Tournament

2005-06 Record: 14-17/MAC: 10-8, T-2nd-West

Date	Res.	Opponent	Score
N19	W	NORTHWOOD	82-62
N23	L	NORTHERN IOWA	63-69
N26	L	@ Illinois State	47-64
D3	L	@ Detroit	OT 74-77
D10	W	IUPUI	73-72
D16	L	@ USC	62-77
D20	L	vs. Colorado State #	69-87
D22	W	vs. Loyola Marymount #	62-61
D23	L	vs. Oregon State #	68-73
D30	L	@ South Alabama	59-81
J4	L	@ Ohio *	55-87
J7	W	BOWLING GREEN *	84-62
J10	L	AKRON *	55-69
J14	L	@ Buffalo *	62-73
J17	L	@ Kent State *	62-77
J21	W	MIAMI *	59-50
J24	W	@ Eastern Michigan *	68-62
J26	W	BALL STATE *	68-59
J29	W	@ Central Michigan *	20T 75-71
F1	W	TOLEDO *	57-53
F4	L	@ Northern Illinois *	60-86
F8	L	@ Akron *	53-75
F12	W	OHIO *	65-62
F15	W	EASTERN MICHIGAN *	67-64
F18	L	INDIANA STATE	57-59
F22	W	@ Ball State *	62-56
F25	W	CENTRAL MICHIGAN *	68-57
M1	L	@ Toledo *	58-81
M4	L	NORTHERN ILLINOIS *	59-74
M6	W	EASTERN MICHIGAN +	60-55
M9	L	vs. Akron +	57-72

- Rainbow Classic, Honolulu, Hawaii
+ - MAC Tournament, Cleveland, Ohio



2006-07 Record: 16-16/MAC: 9-7, 2nd-West

Date	Res.	Opponent	Score
N12	L	vs. #4 Pittsburgh ^	67-86
N14	L	@ Indiana State	71-73
N20	W	DETROIT	69-67
N23	W	vs. Virginia Tech #	71-68
N24	L	vs. West Virginia #	54-79
N26	L	vs. Marist #	78-89
D2	W	SAN DIEGO STATE	84-73
D5	L	@ Temple	71-76
D9	L	@ Northwestern	OT 75-77
D16	W	ILLINOIS STATE	65-57
D20	L	@ Indiana	69-77
D30	L	@ Davidson	64-71
J2	W	CULVER-STOCKTON	83-52
J6	L	@ Northern Illinois *	68-70
J9	W	BALL STATE *	74-61
J13	L	@ Toledo *	68-80
J16	W	CENTRAL MICHIGAN *	86-76
J20	W	EASTERN MICHIGAN *	84-80
J24	W	@ Bowling Green *	72-63
J27	L	@ Akron *	36-69
J31	W	BUFFALO *	85-64
F3	L	@ Miami *	59-62
F6	L	OHIO *	OT 73-78
F11	W	KENT STATE *	79-57
F14	L	@ Central Michigan *	66-71
F17	W	VALPARAISO	OT 89-80
F22	W	@ Eastern Michigan *	80-61
F25	L	TOLEDO *	OT 75-79
M1	W	NORTHERN ILLINOIS *	68-54
M4	W	@ Ball State *	71-67
M7	W	vs. Northern Illinois +	67-62
M8	L	vs. Kent State +	66-75

^ - Maggie Dixon Classic, West Point, N.Y.

- Old Spice Classic, Orlando, Fla.

+ - MAC Tournament, Cleveland, Ohio

2007-08 Record: 20-12/MAC: 12-4, 1st-West

Date	Res.	Opponent	Score
N10	L	vs. Pacific #	76-90
N11	W	vs. Pepperdine #	70-65
N12	L	@ #11 Oregon #	88-97
N16	W	@ Loyola (Ill.)	63-61
N19	W	@ Detroit	60-59
N21	W	#25 DAVIDSON	83-76
N28	L	@ Valparaiso	65-77
D1	L	@ San Diego State	61-72
D8	L	NORTHWESTERN	63-65
D15	L	@ IUPUI	63-71
D18	W	SOUTHERN ILLINOIS	57-41
D22	L	@ Iona	62-67
J2	W	NORTH CAROLINA CENTRAL	79-43
J5	W	NORTHERN ILLINOIS *	86-69
J12	L	@ Eastern Michigan *	71-81
J16	W	@ Ball State *	71-45
J19	W	TOLEDO *	75-62
J22	W	CENTRAL MICHIGAN *	72-52
J27	L	@ Kent State *	58-67
J29	W	@ Buffalo *	2OT 100-90
F2	W	BOWLING GREEN *	64-50

F6	W	AKRON *	86-66
F9	L	@ Ohio *	54-57
F12	W	MIAMI *	20T 78-75
F20	W	EASTERN MICHIGAN *	70-52
F23	W	@ Green Bay	74-67
F26	W	@ Northern Illinois *	56-49
M1	W	@ Toledo *	69-55
M4	L	@ Central Michigan *	68-72
M9	W	BALL STATE *	57-53
M13	W	vs. Eastern Michigan +	70-61
M14	L	vs. Akron +	62-73

- World Vision Invitational, Eugene, Ore.
+ - MAC Tournament, Cleveland, Ohio

2008-09 Record: 10-21/MAC: 7-9, T-1st-West

Date	Res.	Opponent	Score
N14	L	vs. TCU #	63-67
N15	L	vs. Hofstra #	68-71
N16	L	vs. SIU-Edwardsville #	72-83
N18	W	DETROIT	71-58
N22	L	LOYOLA (ILL.)	51-54
N25	W	@ Sam Houston State	65-62
N29	L	IUPUI	68-76
D4	L	@ VCU	62-79
D6	L	@ Holy Cross	63-69
D14	L	vs. UNLV %	61-70
D18	W	IONA	68-55
D22	L	@ Southern Illinois	46-64
D30	L	GREEN BAY	51-61
J11	W	@ Central Michigan *	72-63
J14	W	TOLEDO *	70-52
J17	W	NORTHERN ILLINOIS *	71-52
J20	L	@ Ball State *	44-50
J24	W	@ Eastern Michigan *	53-45
J27	L	BUFFALO *	71-74
J31	L	KENT STATE *	47-65
F4	L	at Bowling Green *	61-68
F8	L	at Akron *	63-87
F11	W	OHIO *	76-62
F14	L	at Miami *	46-64
F18	W	EASTERN MICHIGAN *	46-38
F21	L	EASTERN ILLINOIS	57-59
F25	L	at Northern Illinois *	63-78
F28	L	at Toledo *	62-63
M4	W	BALL STATE *	OT 84-82
M8	L	CENTRAL MICHIGAN *	68-71
M10	L	vs. Ohio +	55-62

- Charleston Classic, Charleston, S.C.
% - Orleans Arena, Las Vegas, Nev.
+ - MAC Tournament, Cleveland, Ohio

Note: All rankings are AP Poll, except Davidson (07-08) which is Coaches Poll

100 Point Games for WMU

Overall Record: 39-4

1951-52	W	100-65	vs. Western Reserve
1953-54	W	103-70	vs. Valparaiso
1954-55	W	118-76	vs. Kent St.
	W	113-100	at Western Reserve
1955-56	W	107-99	at Great Lakes
	W	100-76	at Great Lakes
1959-60	W	106-62	vs. Assumption
	W	106-45	vs. Central Michigan
	W	118-100	at Washington (MO)
2/21/1961	W	107-99	at Loyola
12/6/1961	W	103-49	vs. Assumption
1962-63	L	102-123	at Loyola
	W	110-67	vs. Detroit
	W	106-90	vs. Tampa
1963-64	L	100-101	at Michigan State
	L	102-105	vs. Loyola
	W	106-89	vs. Notre Dame
1/2/1965	W	124-66	vs. Western Ontario
2/27/1965	W	100-85	vs. Marshall
1/25/1966	W	108-88	vs. Northern Illinois
1/14/1967	W	100-71	at Kent St.
1/11/1969	W	100-78	vs. Marshall
2/4/1969	W	115-92	vs. Loyola
2/26/1969	W(2OT)	101-99	vs. Bowling Green
12/1/1969	W	122-90	vs. Wis-Whitewater
12/9/1970	W	100-86	vs. Athletics in Action
1/26/1970	W	111-94	vs. Ball State
3/1/1972	W	100-83	vs. Ohio
1/12/1973	W	105-89	vs. Detroit
12/7/1974	W	101-72	vs. Northern Iowa
12/1/1975	W	107-73	vs. Grand Valley State
12/3/1979	W	112-64	vs. Lake Superior State
12/5/1981	W	100-70	vs. Grand Valley State
12/22/1984	W	113-88	vs. Northwood
2/4/1987	W	100-81	vs. Northern Illinois
2/11/1987	W(OT)	102-99	vs. Ball State

2/29/1992	W(OT)	101-94	vs. Central Michigan
1/2/1993	W	119-86	vs. Chicago State
12/3/1997	W	106-62	vs. Chicago State
2/21/1997	W	102-82	at Eastern Michigan
12/20/1999	L(2OT)	126-127	vs. Marshall
2/6/2002	W(OT)	101-94	vs. Eastern Michigan
1/29/2008	W(2OT)	100-90	at Buffalo

100 Point Games Against WMU

Overall Record: 2-50

1953-54	L	71-102	@Cincinnati
1954-55	W	113-100	@Western Reserve
1956-57	L	75-103	@Marshall
1956-57	L	68-107	@Miami
1956-57	L	85-101	@Marshall
1957-58	L	74-104	vs. Bowling Green
1957-58	L	87-116	@Ohio
1957-58	L	87-102	@Toledo
1958-59	L	60-102	@Northwestern
1958-59	L	84-106	@Toledo
1958-59	L	91-113	@Loyola
1958-59	L	68-103	@Kent
1959-60	W	118-100	@Washington (MO)
12/23/1961	L	83-105	@Bradley
2/7/1962	L	79-102	@Loyola
1962-63	L	102-123	@Loyola
1962-63	L	69-107	@Loyola
1963-64	L	100-101	@Michigan State
1963-64	L	102-105	vs. Loyola
1963-64	L	81-104	@Michigan
1963-64	L	64-101	@Loyola
1963-64	L	81-101	@Bowling Green
1/4/1965	L	87-115	@Notre Dame
1/30/1965	L	99-110	@Marshall
1/12/1966	L	89-117	vs. Loyola
2/5/1966	L	87-106	@Kent
2/14/1966	L	75-107	@Loyola
12/16/1967	L	90-101	@Ball State

12/3/1968	L(OT)	99-106	vs. Detroit
12/7/1968	L	99-109	@Michigan
12/27/1968	L	93-109	#Morehead State
2/7/1970	L	68-107	@Ohio
2/28/1970	L	98-125	vs. Marshall
2/13/1971	L	92-116	@Northern Illinois
3/2/1971	L	70-100	@Ohio
3/4/1971	L	79-110	@Notre Dame
1/8/1972	L	77-102	@Marshall
1/26/1972	L	96-106	vs. Northern Illinois
2/17/1973	L	80-101	@Ohio
2/11/1978	L	91-113	vs. Detroit
12/13/1978	L	69-109	vs. Michigan State
12/16/1978	L	73-104	@Michigan
1/6/1979	L	82-101	@Ohio
2/28/1979	L(OT)	100-102	vs. Northern Illinois
12/20/1980	L	73-102	@Michigan
12/6/1982	L(4OT)	99-101	vs. Evansville
1/23/1985	L	87-107	@Ball State
12/7/1987	L	66-113	@Michigan
2/8/1988	L	84-100	@Xavier
12/10/1988	L	60-107	vs. Michigan
12/20/1999	L(2OT)	126-127	vs. Marshall
12/29/2001	L(OT)	94-100	@Oakland

Overtime Games

Overall Record: 49-46

2OT: 9-3 - 3OT: 2-1 - 4OT: 0-1

Most OT games vs. a single opponent:

Central Michigan (8: WMU leads 5-3)

1929-30	W	31-28	vs. Wayne State
1932-33	L	32-36	vs. DePaul
1932-33	W	27-23	vs. Ball State
1932-33	W	39-34	vs. Franklin
1933-34	W	29-27	vs. Mississippi State
1935-36	W	42-39	vs. Butler
1938-39	W	46-43	vs. Hope
1942-43	W(2OT)	68-53	vs. Alma
1943-44	W	57-50	vs. Michigan
1945-46	W	60-57	at St. Johns (N.Y.)
1946-47	W	67-62	vs. Bradley
1947-48	W(3OT)	69-67	at Loyola
1951-52	W	73-66	at Loyola
1952-53	W	84-81	at Kent
1953-54	W	73-65	vs. Central Michigan
1954-55	W(2OT)	95-91	at Central Michigan
1955-56	L(2OT)	89-93	at Bowling Green
1960-61	L	76-78	vs. Ohio
12/13/61	L	85-87	vs. Loyola
1962-63	L	90-91	at DePaul
1963-64	L	82-97	at Penn State
2/20/65	L	81-83	vs. Bowling Green
2/23/66	W	74-72	at Toledo
12/10/66	L(2OT)	76-77	at Central Michigan
2/15/67	L	84-85	vs. Loyola
12/3/68	L	99-106	vs. Detroit
2/1/69	W(2OT)	88-87	at Bowling Green
2/26/69	W(2OT)	101-99	vs. Bowling Green
1/17/70	W	72-64	vs. Kent
12/28/70	W	96-93	vs. Northern Illinois
2/10/71	L	86-90	at Central Michigan

12/30/72	W(2OT)	72-70	vs. Marshall
1/3/73	L	59-62	at Cleveland State
1/29/73	W(3OT)	94-86	vs. Ball State
12/12/73	L(3OT)	76-83	vs. Michigan
12/21/73	L	77-82	at Long Island
3/1/76	L	86-95	at Notre Dame
3/13/76	W	77-67	vs. Virginia Tech
2/18/78	W	88-82	vs. Ohio
2/28/79	L	100-102	vs. Northern Ill.
1/5/80	L	65-70	at Bowling Green
1/26/80	W	74-73	vs. Miami
12/3/80	W(2OT)	80-74	vs. Wayne State
12/12/80	L	62-68	vs. Louisiana Tech
12/23/80	L	74-79	at Marquette
1/24/81	W	78-77	at Ball State
2/17/82	L	53-57	at Miami
12/6/82	L(4OT)	99-101	vs. Evansville
1/5/85	W	84-79	vs. Ohio
1/9/85	L	63-66	at Northern Illinois
1/19/85	L	92-93	vs. Bowling Green
1/26/85	W	87-84	vs. Eastern Mich.
3/2/85	L	89-95	at Toledo
12/27/86	L	80-81	vs. Lamar
1/12/87	L	76-78	vs. Marquette
2/11/87	W	102-99	vs. Ball State
2/18/89	L	68-69	vs. Bowling Green
12/8/89	L	87-98	vs. Creighton
2/7/90	W	78-77	vs. Central Michigan
2/21/90	L	76-78	vs. Kent
1/19/91	L	76-80	at Ball State
2/8/92	W	72-70	at Toledo
2/26/92	L	81-82	at Ohio
2/29/92	W	101-94	vs. Central Mich.
12/18/96	W	90-89	at Chicago State
1/8/97	L	69-71	vs. Bowling Green
1/10/98	W	89-83	at Akron
12/30/98	W	87-85	vs. Kent

12/11/99	W	89-87	at Oakland
12/20/99	L(2OT)	126-127	vs. Marshall
1/22/00	W	78-74	at Ohio
11/18/00	L	81-87	vs. Hampton
12/30/00	L	75-80	vs. Oakland
1/15/01	L	71-73	vs. Central Mich.
12/29/01	L	94-100	at Oakland
1/2/02	W	69-63	vs. Miami
2/6/02	W	101-94	vs. Eastern Mich.
2/11/02	W	94-89	at Akron
2/22/03	L	72-79	at Ohio
3/8/03	W	71-67	at Northern Illinois
2/15/04	L	76-82	at Marshall
2/21/04	W	83-78	vs. Coll. of Charles
11/19/04	L	61-65	vs. New Mexico St.
3/10/05	W	66-60	vs. Akron
3/21/05	L	76-78	vs. Texas Christian
12/3/05	L	74-77	at Detroit
1/29/06	W(2OT)	75-71	at Central Michigan
12/9/06	L	75-77	at Northwestern
2/6/07	L	73-78	Ohio
2/17/07	W	89-80	Valparaiso
2/25/07	L	75-79	Toledo
1/29/08	W(2OT)	100-90	at Buffalo
2/12/08	W(2OT)	78-75	Miami
11/15/08	L	68-71	vs. Hofstra
3/4/09	W	84-82	Ball State

BEHIND

THE

W



WESTERN MICHIGAN UNIVERSITY
GRAB THE REINS.

WHAT'S
BEHIND
THE



HAWORTH COLLEGE
OF BUSINESS

www.wmich.edu/haworth



WMU IS MICHIGAN'S FOURTH LARGEST HIGHER EDUCATION INSTITUTION, ATTRACTING A DIVERSE AND CULTURALLY RICH STUDENT BODY FROM ACROSS THE UNITED STATES AND SOME 80 OTHER COUNTRIES. ITS NEARLY 900 FULL-TIME FACULTY MEMBERS HAVE BEEN TRAINED AT SOME OF THE WORLD'S FINEST INSTITUTIONS AND THEY BRING TO THE UNIVERSITY A GLOBAL PERSPECTIVE THAT ENHANCES THE LEARNING ENVIRONMENT.





WESTERN MICHIGAN UNIVERSITY GRAB THE REINS.



WMU'S DEPARTMENT OF THEATRE IS WIDELY RECOGNIZED AS ONE OF THE NATION'S BEST UNDERGRADUATE PROGRAMS AND IS A REGULAR WINNER OF AMERICAN COLLEGE THEATRE FESTIVAL AWARDS.



WESTERN MICHIGAN IS A DYNAMIC, STUDENT-CENTERED RESEARCH UNIVERSITY WITH AN ENROLLMENT OF NEARLY 25,000. WMU IS FOCUSED ON DELIVERING HIGH-QUALITY UNDERGRADUATE INSTRUCTION, ADVANCING ITS GROWING GRADUATE DIVISION AND FOSTERING SIGNIFICANT RESEARCH ACTIVITIES.





WESTERN MICHIGAN UNIVERSITY
GRAB THE REINS.

WHAT'S
BEHIND
THE



COLLEGE OF
AVIATION

www.wmich.edu/aviation

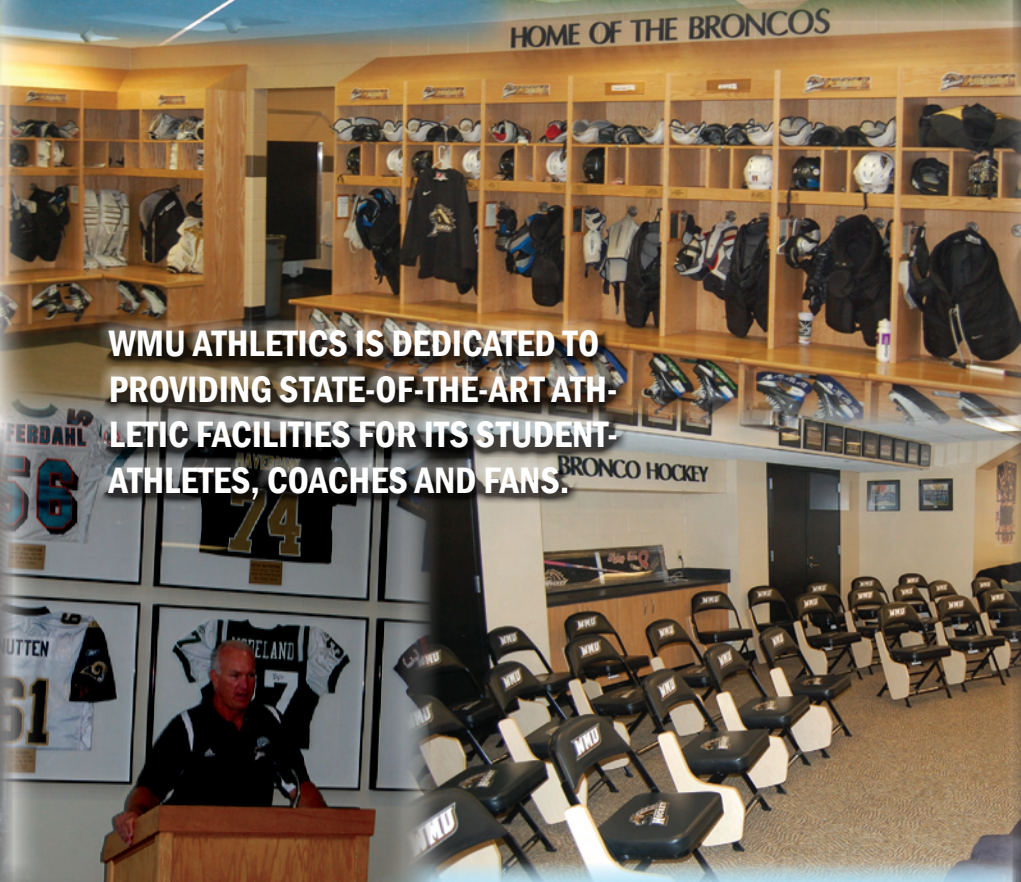


U.S. NEWS & WORLD REPORT
RANKS WMU'S PROGRAMS IN OC-
CUPATIONAL THERAPY, PHYSICIAN
ASSISTANT AND SPEECH PATHOL-
OGY AMONG THE TOP 50 IN THE NA-
TION.






WESTERN MICHIGAN UNIVERSITY GRAB THE REINS.



WMU ATHLETICS IS DEDICATED TO PROVIDING STATE-OF-THE-ART ATHLETIC FACILITIES FOR ITS STUDENT-ATHLETES, COACHES AND FANS.



THE SKY BRONCS PRECISION FLIGHT TEAM FROM THE COLLEGE OF AVIATION WON THE 1983, 1998 AND 2002 NATIONAL INTERCOLLEGIATE FLYING ASSOCIATION NATIONAL CHAMPIONSHIPS AND HAS PLACED AMONG THE TOP THREE IN NATIONAL COMPETITION 15 OF THE PAST 16 YEARS.



WESTERN MICHIGAN UNIVERSITY

GRAB THE REINS.

KATHY BEAUREGARD



Kathy Beauregard, the Director of Athletics at Western Michigan University, has been involved with the Broncos in several capacities over the course of the past 29 years. She is the second-longest serving athletic director in the Mid-American Conference.

Beauregard arrived in Kalamazoo as a coach before moving into administration and is entering her 12th season as mentor of one of the top programs in the MAC.

WMU athletic facilities have greatly improved under Beauregard's leadership. The \$8-million dollar Bill Brown Football Alumni Center and the \$21-million Seelye Athletic Indoor Center have benefited numerous sports teams and provide top-notch facilities for Bronco student-athletes. The locker rooms at Lawson Ice Arena were renovated and completed over the past year and the department continues to raise funds for the Hyames Field Renovation Project. WMU is in the midst of building a two million dollar state-of-the-art facility and Field Turf was also installed at Waldo Stadium during the Summer of 2006.

Heavily involved in her profession, Beauregard assumed the chair position of the NCAA Olympic Sports Liaison Committee in 2001, a position which she held for two years. She represented WMU as a member of the NCAA Championships Cabinet and NCAA Football Bowl Certification Committee and currently serves on the NCAA Diversity and Inclusion Committee.

The 2008-09 year saw the Bronco volleyball and men's tennis programs capture regular season MAC crowns. The volleyball team advanced to the round of 16 at the NCAA Tournament, while the Bronco football team participated in its second bowl in three seasons and the men's basketball team won yet another MAC West title.

The 2007-08 academic year saw success within the department, on the playing field and in the classroom. WMU Athletics announced the renovation of historic Hyames Field. Heading into the future, the facility will be known as Robert J. Bobb Stadium and will undergo \$2.0 million of work over the next year. Renovations to Sorensen Courts, Fran Ebert Field and upcoming work to the men's basketball locker rooms all highlight Beauregard's dedication to moving WMU Athletics forward.

Athletically, WMU's tennis programs found success yet again with both winning a regular season MAC title and the men's program capturing the tournament title to earn a berth in the 2008 NCAA Tournament. Both Dave Morin and Besty Kuhle were named MAC Coaches of the Year for the second-straight season. The men's basketball and women's volleyball programs captured MAC West titles during the past athletic season. A pair of Bronco track student-athletes earned All-America honors with Becky Horn earning the nod during the indoor and outdoor seasons and finishing third in the 800m at the 2008 NCAA Outdoor Championships.

Beauregard ensured the longevity of WMU's football and men's basketball programs by restructuring Bill Cubit's and Steve Hawkins' contracts in 2007 and 2008, respectively. WMU Athletics also welcomed Tasha McDowell as the fifth head coach of WMU's women's basketball program in 2008.

Academically, WMU boasted a pair of Academic All-Americans in Anthony Gebhart (first team) and Joe Reitz (second team). Gebhart was the first football representative since 1998. Volleyball, baseball and gymnastics finished in the top 10 among other like programs in the APR and WMU football had the highest APR score in the MAC for the 2006-07 campaign. Overall, 415 student-athletes finished 2007-08 with a 3.0 or better cumulative GPA.

In 2006-07, men's and women's tennis not only repeated as MAC Tournament champions but captured regular season titles as well. Both Morin and Kuhle earned MAC Coach of the Year honors. The WMU football team participated in the program's first postseason bowl game since 1988. The Broncos boasted three NCAA statistical champions in five categories – Ameer Ismail (FB - sacks and tackles for loss); Carrie Moore (WBB - points per game) and Mark Letestu (HOCKEY - freshman scoring and short-handed goals).

Western Michigan continued to pursue excellence in the classroom in 2006-07 as 26 student-athletes in 14 sports earned Academic All-MAC status. WMU had five of its programs honored as being in the top-10 percent in their respective sport in the announcement for their excellence in the classroom over the years identified in the most recent APR; baseball, men's basketball, gymnastics, women's tennis and volleyball. The Broncos boasted five academic all-district selections and a pair of academic all-americans in Joe Reitz and Carrie Moore.

Moore and Ismail earned All-America status in their respective sports with Moore receiving honorable mention for Kodak All-American and Ismail earning Second Team AP All-American.

In 2005-06, Beauregard oversaw a department that captured the Jacoby Cup Trophy, awarded to the top women's program in the MAC based on sports standings. WMU has now won the Jacoby and Reese (men's overall sports award) trophies during Beauregard's tenure. The Broncos garnered three regular season titles – gymnastics, softball and women's tennis and two MAC Tournament titles – gymnastics and women's tennis. Under Beauregard's direction, WMU also won its 100th MAC title all-time in 2005-06.

The 2004-05 athletic campaign continued what has become common place at Western Michigan. Team and individual success began in the fall and continued through the spring, highlighted by a MAC Championship in women's tennis. The strength of the women's programs as a group allowed WMU to finish second in the Jacoby Cup.

Along with four MAC titles (men's basketball, men's and women's soccer and men's tennis) in 2003-04, the Broncos also enjoyed an increased level of success in the classroom. WMU's graduation rate of 83 percent in 2003 ranked eighth nationally and featured a program grade point average of nearly 3.00.

On the playing field in 2002-03, the athletics campaign was highlighted by a pair of conference titles in women's basketball and softball. The men's basketball team also made a postseason appearance, competing in the National Invitation Tournament. Postseason appearances by the WMU football, volleyball and men's tennis team highlighted the program's 2000-01 athletic competition.

The 1999-2000 campaign was highlighted by the football team's West Division title and trip to the MAC Championship. The women's tennis squad captured the MAC Tourney title and advanced to the NCAA Tournament for the second-straight year and the women's basketball squad made its second-consecutive appearance in the WNIT.

In just her second year (1998-99), Beauregard provided support which helped the Bronco men's athletic squads jump from 10th to first place in the Reese Cup standings, giving Western Michigan a share of its first all-sports trophy in 17 years.

Previously the senior associate athletic director (1993-97), she supervised all revenue sports, the University's compliance with NCAA rules, academic services, student-athlete welfare, and athletic marketing and communications.

Beauregard initially came to WMU in 1979 as head women's gymnastics coach. In nine seasons (1980-88), she produced two MAC title teams and was twice named the conference's coach of the year.

Beauregard has been active in numerous community service organizations, including Kalamazoo Rotary, the American Heart Association, Big Brothers/Big Sisters and the Glowing Embers Girl Scouts Council.

Honored by numerous organizations throughout her career, Beauregard was awarded both the Woman of Achievement Award (YWCA) and Athena Award (Kalamazoo Chamber of Commerce) in 2002.

Beauregard is a native of Kalamazoo and graduate of Loy Norrix High School. She earned a bachelor's degree from Hope College in 1979 and a master's degree from WMU in 1981.

In 2000, Beauregard received the Hope College Distinguished Alumni Award from her alma mater.

She and husband, Rick, have a 18-year-old son, Brad, who will attend WMU in 2009. Rick retired from Kalamazoo Public Schools after 32 years of service and began Beauregard Home Services in the Fall of 2006.



WESTERN MICHIGAN MID-AMERICAN CONFERENCE REGULAR SEASON CHAMPIONSHIPS (108)

Men's Tennis (21)	1983, 1982
2009, 2008, 2007, 2004, 2000, 1999, 1981,	Men's Basketball (5)
1965, 1964, 1963, 1962, 1961, 1960, 1959,	2004, 1998, 1981*, 1976, 1952
1958, 1957, 1956, 1955, 1954, 1952, 1950	Women's Cross Country (4)
Men's Outdoor Track & Field (18)	1993, 1986, 1985, 1984
1996, 1995, 1985, 1980, 1976, 1971, 1970,	Women's Gymnastics (3)
1969, 1968, 1966, 1965, 1964, 1963, 1962,	2006, 1987, 1986
1961, 1960, 1959, 1958	Softball (3)
Baseball (14)	2006, 1984, 1983
1989, 1967, 1966, 1963, 1962, 1961, 1959,	Football (2)
1958, 1957, 1955, 1952, 1951, 1950, 1949	1988, 1966*
Men's Cross Country (14)	Men's Swimming & Diving (2)
1980, 1979, 1977, 1976, 1970, 1968, 1966,	1964, 1963
1963, 1961, 1960, 1959, 1958, 1957, 1948	Women's Outdoor Track & Field (1)
Women's Tennis (11)	1985
2008, 2007, 2006, 2005, 2001, 2000, 1999,	Men's Golf (1)
1997, 1995, 1990, 1984	1949
Women's Volleyball (9)	*shared title
2008, 2000, 1988, 1987, 1986, 1985, 1984,	




WESTERN MICHIGAN UNIVERSITY GRAB THE REINS.



Dr. John M. Dunn became the eighth president of Western Michigan University on July 1, 2007. He was appointed by the WMU Board of Trustees following a nationwide search.

Prior to coming to WMU, President Dunn served as interim chancellor at Southern Illinois University Carbondale. Earlier, he held the position of provost and vice chancellor at SIUC.

An educator for more than 35 years, Dr. Dunn was dean of the University of Utah's College of Health before moving to SIUC, holding that post from 1995 to 2002. Before that, he was at Oregon State University for 20 years, last serving as associate provost there. His earlier positions at Oregon State included assistant dean of Health and Human Performance, chair of the Department of Exercise and Sport Science and director of the university's Special Physical and Motor Fitness Clinic.



Internationally known for his research and writing about the long-term health of individuals with disabilities, Dr. Dunn is the author of more than 50 professional papers and book chapters. He is a past president of the Research Consortium of the American Alliance for Health, Physical Education, Recreation and Dance; past editor of *Quest*, a professional publication for kinesiology scholars; and past president of the American Academy of Kinesiology and Physical Education.

Since moving to Michigan, President Dunn has been actively engaged with state and community efforts that focus on quality-of-life issues and enhancing economic development. By appointment of Gov. Jennifer Granholm, he represents the University and West Michigan as a member of the Michigan Strategic Economic Investment and Commercialization Board. He also is a member of the boards of the Bronson Healthcare Group, First National Bank, Southwest Michigan First, the Gilmore Keyboard Festival and the WMU Foundation. He is also the 2009 chairman of the Greater Kalamazoo Area United Way campaign.



In early 2009, President Dunn led the Mid-American Conference search that resulted in the appointment of new MAC Commissioner Dr. Jon A. Steinbrecher.

BOARD OF TRUSTEES

- | | |
|---------------------|---------------------|
| Dennis W. Archer | Detroit, Mich. |
| Jeanne H. Carlson | Novi, Mich. |
| Sarah L. DeNooyer | Kalamazoo, Mich. |
| William D. Johnston | Portage, Mich. |
| William J. Martin | Battle Creek, Mich. |
| Kenneth V. Miller | Kalamazoo, Mich. |
| Daniel W. Pero | Dimondale, Mich. |
| Larry F. Tolbert | Kalamazoo, Mich. |

UNIVERSITY SENIOR STAFF

- | | |
|------------------------|---|
| Dr. John M. Dunn | President |
| Dr. Timothy J. Greene | Provost & VP for Academic Affairs |
| Lowell Rinker | CFO, VP for Business and Finance |
| Carl M. "Bud" Bender | VP for Development |
| Carol L.J. Hustoles | VP for Legal Affairs & General Counsel |
| Gregory J. Rosine | Senior VP for Advancement & Legislative Affairs |
| Dr. Paula D. Kohler | Associate VP for Research |
| Dr. Diane K. Anderson | VP for Student Affairs |
| Dr. James A. Gilchrist | Vice Provost for Academic Operations, CIO |
| Dean K. Honsberger | Associate VP for Budget & Planning |
| Robert G. Miller | Associate VP for Community Outreach |
| David A. Glenn | Associate VP for Institutional Equity |
| Cheryl P. Roland | Associate VP of University Relations |
| Kathy B. Beauregard | Director of Intercollegiate Athletics |
| Jamie M. Jeremy | Executive Director of Alumni Relations |
| Dr. Martha B. Warfield | Assistant VP of the Div. of Multicultural Affairs |
| Kahler Scheumann | Assistant to the President |
| Betty A. Kocher | Secretary to the Board of Trustees |

Dr. Dunn, who began his teaching at the University of Connecticut in 1972, earned bachelor's and master's degrees from Northern Illinois University in 1967 and 1969, respectively. He earned his doctoral degree from Brigham Young University in 1972.



President Dunn and his wife, Linda, reside in Kalamazoo in the president's official residence. They are the proud parents of three children, Matthew (married to Lesley), Michael and Kerry.



DR. JOHN M. DUNN





WESTERN MICHIGAN UNIVERSITY

GRAB THE REINS.

WMU MEDIA RELATIONS



MAT KANAN

DIRECTOR OF MEDIA RELATIONS

Ohio, 1997
Fifth Season
269-387-4125/269-998-2259
mat.kanan@wmich.edu



MATT HOLMES

ASSOCIATE DIRECTOR OF MEDIA RELATIONS

Indianapolis, 2002
Fifth Season
269-387-3168
matt.holmes@wmich.edu



KRISTIN KEIRNS

ASSISTANT DIRECTOR OF MEDIA RELATIONS

Heidelberg, 2005
Fourth Season
269-387-4123
kristin.keirns@wmich.edu



ADAM BODNAR

ASSISTANT DIRECTOR OF MEDIA RELATIONS

Western Michigan, 2008
Second Season
269-387-4122
adam.e.bodnar@wmich.edu

WEBCASTS

All home games are video streamed live on www.wmubroncos.com as part of the "Bronco Insider" premium service. Subscriptions rates are \$9.95 a month, \$29.95 for the basketball package or \$45.95 for the entire year (which includes video for all WMU sports). Note: Games broadcast by ESPN will not be made available.

PRINT

Kalamazoo Gazette; beat writer: Graham Couch
Western Herald

ELECTRONIC

WWMT-TV (CBS); Ed Kengerski, sports director; Andy Pepper
WOOD-TV (NBC); Jack Doles, sports director; Jason Terzis
WZZM-TV (ABC); Tom Clyde, sports director; David Solano, Dan Harland
WXMI-TV (FOX); Tim Doty, sports director; Tara Miller
WQLR-1660 AM The Fan; Dan Cash, sports director

INTERNET

Bronco Insider (subscription)
BroncoBlitz.com; MAC-Sports.com; MACReportOnline.com
MidAmPub.com; TheMACDaily.com

BRONCO RADIO NETWORK

WZJU – 92.5 FM: (Flagship) Kalamazoo, Portage, Mattawan
WMAX – 96.1 FM: Grand Rapids, Holland, South Haven, Muskegon
WBCH – 100.1 FM/1220 AM: Hastings
WTVB – 1590 AM: Coldwater

BRONCO SPORTS UPDATE

WZJU – 92.5 FM; Monday-Friday, 5:50 p.m.
WQXC – 100.9 FM; Monday-Friday, 5:35 p.m.
1660 The Fan; Monday-Friday, 5:55 p.m.
WKZO – 590 AM; Monday-Friday, 3:45 p.m.

PRACTICES

Players and coaches are available for interviews after practice. Practice during the first semester takes place in the morning, while second semester practices are scheduled in the afternoon from noon to approximately 3 p.m.

Media wishing to conduct interviews should call ahead to Matt Holmes at 269-387-3168 or 269-998-1638 for exact practice times and arrive 15-30 minutes before practice ends.

The media relations office will arrange a time for players or coaches to call or meet media that can't attend practice.

Unless special arrangements have been made, players are not accessible to media prior to contests on game day.

WMU head coach Steve Hawkins is available for interviews to be broadcast on opposing team's radio pregame shows, but interviews should be scheduled and recorded prior to game day unless special arrangements have been made.

Note: Certain players may be made unavailable at coach's discretion.

CREDENTIALS

Requests for single game and season media credentials should be directed to Matt Holmes at 269-387-3168 or 269-998-1638.

Seating along press row at University Arena is limited, priority will be given to media on deadline.

Credential requests must be received no later than 24 hours in advance of the game.

If requests are made seven days prior to the game, credentials can be mailed. Otherwise they can be picked up at the media entrance on the south side of University Arena located off of the media parking lot (Lot 14).

PHONE LINES

Visiting commercial radio stations will receive a complimentary phone line or ISDN line. To order an additional line, contact Dannie Alexander at 269-387-3346.

Phone lines are limited along press row for reporters filing stories, but University Arena does feature free wireless internet.

GAME SERVICES

All members of the working media will be supplied with a game program, statistics and pregame notes, in addition to complimentary food service before the game. Final and halftime statistics will also be provided along with play-by-play.

POSTGAME INTERVIEWS

The head coaches of both teams and requested players will be made available following all Bronco home games in the media room, located on the second floor of University Arena.

Opposing players and coaches may choose to hold interviews outside their locker room instead of in the media room.

The Western Michigan locker room is closed to all members of the media. Players and coaches will be made available for one-on-one TV interviews by request.

RADIO/TELEVISION PROGRAMS

Hawkins appears on "Bronco Review," a weekly half-hour television show devoted to Bronco Athletics. "Bronco Review" is slotted for Thursdays, starting in January, at 7:30 p.m. on WLLA-TV. The show replays on Saturdays at 10 a.m.

Hawkins also joins Robin Hook and Matt Holmes on "Bronco Review," every Thursday evening (6-7 p.m.) from Old Burdicks Grill. The show airs live on Kalamazoo's ESPN 1660 AM.

WEB SITE

The official WMU Athletic Web Site contains information on all 16 varsity sports. Each sport's home page contains the latest news releases, statistics, roster, and schedule. It is necessary to have Adobe Acrobat Reader installed on your computer to view the PDF formatted news releases.

All Bronco home matches can be seen live on the Internet by visiting www.wmubroncos.com and signing up for Bronco Insider. This service allows you to watch and listen to the games when you can't make it to University Arena.

Bronco fans can follow Live Stats of all WMU matches FREE. Simply go to www.wmubroncos.com, go to the volleyball home page and click Schedule. Click the camera icon to be taken to that particular match's live stats and follow the game.

MAC NEWS MEDIA ASSOCIATION (MNMA)

A media organization supporting the MAC since the 1950s, the MAC News Media Association is a key component to the publicity efforts of local schools and the league office.

To join the MNMA please contact Secretary-Treasurer Paul Vecchio at 716-645-6761 or pvecchio@buffalo.edu. Information can also be obtained at the official at <http://mnma.net/macnma-form.pdf>.

WHAT'S IN A NAME?

When referring to the basketball program or the conference, please used the following:

- Western Michigan University
- Western Michigan
- WMU
- Broncos
- Mid-American Conference
- MAC

NOT

- Western
- MAC Conference



TWITTER

Follow Coach Hawkins and Western Michigan Athletics on Twitter.

twitter.com/BroncoBBall
twitter.com/holmeswmu

FACEBOOK

Fans can also follow Bronco Volleyball on Facebook. Go to Facebook.com and search Bronco BBall.





*Kathy Beauregard
Athletic Director*



*Dave Corstange
Senior Associate Athletic Director*



*Monty Porter
Associate Athletic Director*



*Dennis Corbin
Assistant Athletic Director*



*Bob D'Amelio
Assistant Athletic Director*



*Robin Hook
Assistant Athletic Director*



*Jeff Stone
Associate Athletic Director*



*Amy Washington
Assistant to Athletic Director &
Senior Associate Athletic Director*



*Dannie Alexander
Director of Facilities*



*Don Beyer
Director of Ticket Operations*



*Kyle Blecha
Director of Medical
Services*



*Rob Hunt
Director of Athletic
Development*



*Elains Russell
Director of Marketing*




*Maria Sanchez
Director of Academic
Services & Compliance*



*Rachel Strassner
Director of Corporate
Relations*



*Stacy Vallier
Director of Corporate
Relations*



*Bill Cubit
Head Coach
Football*



*Jim Culhane
Head Coach
Hockey*



*Randy Ford
Head Coach
Baseball*



*Suzie Grech
Interim Head Coach
Women's Soccer*



*Steve Hawkins
Head Coach
Men's Basketball*



*Betsy Kuhle
Head Coach
Women's Tennis*



*Betsy Kuhle
Head Coach
Women's Tennis*



*Kathy Leitke
Head Coach
Softball*



*Kelly Lycan
Head Coach
Cross Country/Track & Field*



*Tasha McDowell
Head Coach
Women's Basketball*



*Dave Morin
Head Coach
Men's Tennis*



*Colleen Munson
Head Coach
Volleyball*



*Stu Riddle
Head Coach
Men's Soccer*



*Cindy Trout
Head Coach
Golf*





WESTERN MICHIGAN UNIVERSITY

GRAB THE REINS.

ATHLETIC STAFF DIRECTORY

ADMINISTRATION

Kathy Beaugard
Dave Corstange
Monty Porter
Jeff Stone
Dennis Corbin
Bob D'Amelio
Robin Hook
Amy Washington

Director of Athletics
Senior Associate AD
Associate AD/Business Operations
Associate AD/Academic & Compliance Services
Assistant AD/Medical & Support Services
Assistant AD/Marketing, Publicity & Licensing
Assistant AD/Broadcasting & Corporate Sales
Administrative Assistant to AD

ACADEMIC & COMPLIANCE SERVICES

Maria Sanchez
Marshall Steward
Rachel Strassner

Director of Athletic Academic Services
Athletic Academic Advisor
Director of Compliance

BUSINESS OFFICE

Patty Moore
Kim Hemingway
Joe Armstrong

Financial Clerk/Business Operations
Insurance Coordinator
Computer Assistant

CHEERLEADING

Christopher Wang
Megan Nienhuis

Head Coach
Assistant Coach

CORPORATE RELATIONS

Stacy Vallier
David Zolp

Director of Corporate Relations
Assistant Director

DANCE

Kate Clark

Head Coach

DEVELOPMENT

Rob Hunt
Mellissa Porter

Director of Development for Athletics
Secretary/Gary Fund

EQUIPMENT MANAGEMENT

Kenico Hines
Dion Van Atter
Joyce Fooy

Head Equipment Manager
Equipment Manager
Equipment Manager

FACILITIES

Dannie Alexander
Matt Kulik

Director of Athletic Facilities
Assistant Director of Athletic Facilities

MARKETING & PROMOTIONS/LICENSING

Elaine Russell
Kim Stoebick

Director of Sports Marketing
Coordinator of Community Relations

MEDIA RELATIONS

Mat Kanan
Matt Holmes
Kristin Keirns
Adam Bodnar

Athletic Media Relations Director
Associate Media Relations Director
Assistant Media Relations Director
Assistant Media Relations Director

TICKET OFFICE

Don Beyer
Matt Folck

Director of Ticket Operations
Assistant Director of Ticket Operations

TRAINING/STRENGTH STAFF

Kyle Blecha
Brian Bauer
Kate Dornbos
Lisa Hardy
Kevin Lehmann
Nate Peoples
Tim Herrmann
Jen Query

Director of Medical Services
Assistant Director of Medical Services
Assistant Athletic Trainer
Assistant Athletic Trainer
Assistant Athletic Trainer
Head Football Strength & Conditioning Coach
Head Strength & Conditioning Coach
Head Strength & Conditioning Coach

BASEBALL

Randy Ford
Scott Demetral

Head Coach
Assistant Coach

MEN'S BASKETBALL

Steve Hawkins
Clayton Bates
Rick Carter
Bacari Alexander
Michael Murray

Head Coach
Assistant Coach
Assistant Coach
Assistant Coach
Coordinator of Basketball Operations

WOMEN'S BASKETBALL

Tasha McDowell
Glenn Box
Yvette Harris
Phil Sayers
Lindsey Hass

Head Coach
Assistant Coach
Assistant Coach
Assistant Coach
Director of Basketball Operations

FOOTBALL

Bill Cubit
Steve Morrison
Mike Grant
Ryan Cubit
Tim Daoust
Rick Kravitz
Peter McCarty
Jake Moreland
Mike Sabock
Bob Stanley
Tim Knox
Patrick Bracken

Head Coach
Defensive Coord./Assistant Coach
Assistant Head Coach
Assistant Coach
Assistant Coach
Assistant Coach
Assistant Coach
Assistant Coach
Assistant Coach
Assistant Coach
Director of Football Operations
Coordinator of Video Operations

WOMEN'S GOLF

Cindy Trout

Head Coach

GYMNASTICS

David Kuzara
Kevin Anderson

Head Coach
Assistant Coach

HOCKEY

Jim Culhane
Scott Robson
Marc Fakler
Lynn Ross
Paul Schneider

Head Coach
Assistant Coach
Assistant Coach
Secretary
Manager/Lawson Arena

MEN'S SOCCER

Stu Riddle
Ben Pirmann
Allen Riddle

Head Coach
Assistant Coach
Director of Men's Soccer Operations

WOMEN'S SOCCER

Suzanne Grech
Abby Crumpton

Interim Head Coach

SOFTBALL

Kathy Leitke
Jamie Spitale

Head Coach
Associate Head Coach

MEN'S TENNIS

Dave Morin
Jose Orozco

Head Coach
Assistant Coach

WOMEN'S TENNIS

Betsy Kuhle
Mark Henderson

Head Coach
Assistant Coach

WOMEN'S CROSS COUNTRY/TRACK & FIELD

Kelly Lycan
Bill Griffey
Taryn Sheehan

Head Coach
Assistant Coach
Assistant Coach

VOLLEYBALL

Colleen Munson
Ryan Manning
Jason Reed
Ashley Vogl

Head Coach
Associate Head Coach
Assistant Coach
Director of Volleyball Operations





WESTERN MICHIGAN UNIVERSITY

GRAB THE REINS.

The corporations and individuals listed below generously supported Western Michigan University and Bronco Athletics with gifts to the Mike Gary Athletic Fund and/or specific causes.

Mike Gary Society \$10,000 & above

A/B Construction, LLC
Robert J. Bobb
Margaret Brown
Willard A. Brown, Jr.
Jeffrey R. Cavanaugh
Cole Century, Inc.
Thomas Cole
The CSM Group
David M. Dombrowski
Steven A. East
Tara T. East
Catherine L. Graham
Greenleaf Hospitality Group
Greenleaf Trust
William D. Johnston
James Kalleward
Tonia S. Kalleward
Maple Hill Auto Group
MPI Research
National City Bank of the Midwest
Radisson Plaza Hotel
Karie Ross
Gary G. Shook
Spartan Paperboard Company, Inc.
Ronda E. Stryker
Jim Vandenberg
Harold Zeigler Auto Group
Aaron J. Zeigler
Bonita Zeigler
Bonnie A. Zeigler
Harold J. Zeigler

Scholarship Club \$5,000 - \$9,999

Armstrong International, Inc.
Diana M. Bernard
Edward M. Bernard
Bernard's Property, LLC
David R. Buskirk
Douglas Callander
Eleanor Callander
Citizens to Elect Dave Buskirk
Jeff P. Clark
Coca-Cola Bottling Company of Michigan
Margaret A. Denenfeld
Marlene Denenfeld
Paul J. Denenfeld
Stephen Denenfeld
DeNooyer Chevrolet
Aldrienne D. DeNooyer
Diane DeNooyer
Jeffrey L. DeNooyer
William T. DeNooyer
Eckert-Wordell Architects
Lois E. Ellis
EMA Enterprises
First National Bank of Michigan
GS Photo
James Hess
Jeanne L. Hess
Huntington National Bank
Carol Ann Jackson
Ronald H. Jackson *
Leonard Johnston
Way D. Jones
Richard H. Jones
Jane Leeuw
Mike Leeuw
Wayne LeNeave
Maggie's Corporation
Metro Toyota
Millennium Restaurant Group
Julie Miller
Kenneth V. Miller
James M. Moeller
Patrice L. Moeller
David G. Morrison
Kay Morrison
William J. Parsons
Schupan & Sons, Inc.
Marc Schupan
Don Seelye Ford, Inc.
Michael Seelye
Sharon Seelye
Southwest Michigan First
Stafford-Smith, Inc.
Summit Energy Services
John Tapper Automotive

Directors Club \$2,500 - \$4,999

Ann E. Anderson
Jack B. Anderson
Cripps Fontaine Excavating, Inc.
James M. Cripps
Lyndon L. Cronen
Mary F. Kissinger DeMaagd
Thomas W. DeMaagd
George A. Franklin
Molly Franklin
D. L. Gallivan, Inc.
Jeff A. Gardner

Charles O. Howey, Jr.
John P. Hycko
Greg Jennings Foundation
Gregory A. Jennings, Jr.
Jeffrey D. Karns
Sharon L. Karns
Kelvin W. Keefer
Maxine J. Keefer
Noel J. Kott
Howard F. Luckey
Jamal Mayers
Diane Meitz
Donald C. Meitz
Jerry L. Miller
Pat Misch
Teresa M. Misch
Scott E. Niles
Nobis Agri-Service, Inc.
Ben Nobis
Terry Nobis
Carolyn J. Norris
Larry E. Norris
Pfizer Foundation **
Tamara Polmanter
Todd Polmanter
Holly S. Powell
Jim R. Ross
Lynn M. Ross
Jerard M. Salame
Garrett L. Soldano
Jennifer E. Soldano
State Farm Companies Foundation **
Liesle Walker
Dean E. Webster
Janet A. Webster
Whitaker-LaChance Insurance Agency, Inc.
Lauri F. Wingle
William E. Wingle
Wolff Financial Management, LLC
Matthew R. Wolff

Champions Club \$1,000 - \$2,499

Carolyn A. Adams
William V. Adams
Aetna Foundation, Inc. **
Janie S. Albright
Barbara Jean Alexander
Charles B. Alexander
American Metal Fab, Inc.
Ann Marie Andrus
William E. Andrus
Phillip J. Anglin
David S. Ansel
Nicole R. Armstrong
Patrick B. Armstrong
Patricia M. Ashby
Carl L. Awe
Sharon R. Awe
Judith K. Beam
Robert M. Beam
Kathy B. Beauregard
Richard A. Beauregard
Dennis Berkebile
Sue Ann Berkebile
James R. Bernard
Blackhawk Bar & Grill
James E. Bollweg
Martha L. Boughner
Robert E. Boughner
Charlotte Boven
Donald E. Boven
Kelly M. Brennan
Douglas E. Brigham
Linda E. Brigham
Betty J. Brisendine
Jacob E. Brisendine
Andrew A. Brogowicz
Patricia G. Brogowicz
Matt Brosco
Charles B. Brotebeck
Patricia Brotebeck
Dolores M. Bryck
Richard D. Bryck
Barbara Ann Burke
Janis R. Burnett
Quinter Burnett, II
Frank E. Calvaruso
Carol A. Carpenter
George A. Carpenter
Heidi M. Chmiel
John J. Chmiel
Constance Chrysler
Joseph A. Chrysler
Joan Chura
Robert A. Chura
Karin Cohn
Marion H. Cohn
Robert B. Compton
Consumers Energy Foundation **
Joseph R. Cooper
Vicki L. Cox
Jennifer A. Coyne
Gary L. Cramer
Thomas A. Cramer
Fred A. Decker
Leslie Decker
Carol A. Demetral
Chris Demetral

Scott D. Demetral
Ted Demetral
J. Craig DeNooyer
Sarah L. DeNooyer
Jon M. Dixon
Susan M. Dixon
Erwin H. Doerschler
James R. Dolan
Patricia Dolan
Diane K. Dreher
Gary Dreher
Michael J. Dreher
Ed Edwards
M. Josephine Edwards
Nanette S. Elenbaas
Ronald A. Elenbaas
Allen C. Emmons
Susan R. Emmons
Deborah A. Engers
Dennis W. Engers
Janis Nelson English
Robert J. English
Alain Y. Fabi
Michele Fabi
Charles J. Farho
Joyce E. Farho
Fifth Third Bank
First Agency, Inc.
Lynn Ford
Randy D. Ford
The Gagie School
Joe Gague
Sandra Sue Gague
David L. Gallivan
Diane Gallivan
Lloyd E. Gearhart
Robert E. Geiger
Jessica Gustke
Todd E. Gustke
H & H Painting Company, Inc.
Ann L. Hannon
Bill Harrison
Alfred V. Heilman
Mary Beth Henry
Thomas J. Henry
Rosalynd Marie Hogan
IHS Distributing Company, Inc.
Indian Trails, Inc.
Mark A. Jackson
A. Taylor Jacobs
Cheryl L. Jensen
Sam Jensen
Peter C. Katt
Kellogg's Corporate Citizenship Fund **
Nicole R. Kenson
David A. Kenson
Donald J. Kenney
Susan King
Thomas G. King
Mary L. Kinney
Phillip J. Kinney
David E. Kinnisten
Elizabeth A. Kinnisten
Donald J. Knoechel
Teresa Ann Knoechel
Mark K. Knust
Ryan E. Kochen
Carle Koessel
James A. Koessel
Darlene E. Kohman
George R. Kohman
William J. Kowalski
Barbara J. Kreis
Russell A. Kreis
Diane G. Kuhn
Ronald J. Kuhn
Catherine E. Kunitzer
Daniel R. Kunitzer
Michael E. Labus
Nancy L. Labus
Darrell R. Latva
Lenahan Insurance Services
J. William Lenahan, Jr.
Richard A. Lenon
Life EMS
Larry D. Lueth
Linda D. Lueth
Bonnie J. MacGrayne
Paul R. MacGrayne
Stephan L. Macomber
Main Street Pub
Kelle L. Maloney
Richard A. Maloney
Martin & Associates Environmental, LLC
Dianne W. Martin
William P. Martin
Marysville Marine Distributors
Robert Lynn McAllister
Thomas C. McAllister
Mary Elizabeth McCormick
Thomas L. McCormick
McKinley Financial Services, Inc.
James R. McKinley
Carole H. McKinstry
Clifford J. McKinstry
Don McMillin
Linda McMillin
Meadow View Village Mobile Home Park
Mark D. Meijer

Karen L. Meinke
Kenneth J. Meinke
Ruth Ann Meyer
Robert G. Millard
Rose F. Millard
Charles D. Miller
Doris M. Miller
Gene F. Miller
Jean Miller
I. William Minor
Modineer Company
Norine Agnes Morse
James W. Munden
Susan Florence Munden
Vicky L. Musky
Frank Nagy
Gail A. Nelson
Terry L. Nelson
Charles R. Nidiffer
Dolores Nidiffer
Elizabeth L. Nobis
Kenneth P. Nobis
Nulty Agency, Inc.
O.K. Distributors, Inc.
Greg J. O'Neil
Floyd L. Parks
Phyllis E. Parks
Performance Communications, Inc.
Pharmacia Foundation **
Portage Cleaners & Laundry
Robert D. Prentice
Ruth Anne Prentice
Barry Gilbert Purse
George A. Rabick
Susan J. Rabick
David D. Reeves
Keith Roberts
Adam M. Rosaes
Lynn K. Russell
Richard T. Russell
Daryl Rynd
Raymond J. Sackett
Nancy S. Saunders
William C. Saunders
Linda M. Sawall
Robert B. Sawall
Jennifer C. Scanlon
Kevin Gerard Scanlon
Daniel J. Scheid
Laura Scheid
John A. Schlukebir
SE Michigan WMU Alumni Association
Donna L. Seilheimer
Randy H. Seilheimer
Glen A. Shaugars
Janice C. Shaugars
Carol A. Simpson
David J. Simpson
Christine C. Sitkins
Frederick Z. Sitkins, Sr.
Bonnie Skippers
Glen L. Skippers
Brian J. Smith
Kay Varga Smith
Laura A. Smith
Thomas W. Smith
Marjorie A. Springgate
Roland R. Springgate
Ross F. Stancati
George R. Stancati
Stryker Instruments
Kenneth L. Taft
Susan Taft
Alan Thomas
Gail J. Thompson
William C. Thompson
Johnathon Toner
Kerry A. Toner
Vickie L. Toner
Mary Little Tyler
Bruce Allen Ullery
Patti H. Ullery
Larry Van Popering
Laura Van Popering
James H. Vandenberghe
Sandra M. Vandenberghe
Roger A. VanderBeek
Susan D. VanderBeek
VanSweden Jewelers
C MacKenzie Waldorf
Sydney Waldorf
Daniel S. Warnaar
Helen F. Wattles
John C. Wattles
Wester Dental Care, P.C.
Keith E. Wester
James Edward White
Lee Ann White
Nancy U. Woodworth
Thomas B. Woodworth, Jr.
Donald R. Zuidweg

Directors Club \$2,500 - \$4,999

Ann E. Anderson
Jack B. Anderson
Cripps Fontaine Excavating, Inc.
James M. Cripps

Lyndon L. Cronen
Mary F. Kissinger DeMaagd
Thomas W. DeMaagd
George A. Franklin
Molly Franklin
D. L. Gallivan, Inc.
Jeff A. Gardner
Charles O. Howey, Jr.
John P. Hycko
Greg Jennings Foundation
Gregory A. Jennings, Jr.
Jeffrey D. Karns
Sharon L. Karns
Kelvin W. Keefer
Maxine J. Keefer
Noel J. Kott
Howard F. Luckey
Jamal Mayers
Diane Meitz
Donald C. Meitz
Jerry L. Miller
Pat Misch
Teresa M. Misch
Scott E. Niles
Nobis Agri-Service, Inc.
Ben Nobis
Terry Nobis
Carolyn J. Norris
Larry E. Norris
Pfizer Foundation **
Tamara Polmanter
Todd Polmanter
Holly S. Powell
Jim R. Ross
Lynn M. Ross
Jerard M. Salame
Garrett L. Soldano
Jennifer E. Soldano
State Farm Companies Foundation **
Lewis Walker
Dean E. Webster
Janet A. Webster
Whitaker-LaChance Insurance Agency, Inc.
Lauri F. Wingle
William E. Wingle
Wolff Financial Management, LLC
Matthew R. Wolff

Honorary Coaches Club \$500 - \$999

Mary M. Allwardt
Robert S. Allwardt
Diane K. Anderson
John E. Anding
Judah Ari-Gur
Phina Ari-Gur
Elizabeth Aseritis
Peter L. Aseritis
Eugene J. Asken
Eve Asken
Jane E. Baker
Harold L. Bate
Sherry Bate
Jay E. Battilana
BC REPROGRAPHICS, INC.
Alan W. Bellie
Jane M. Bellie
Judith A. Berridge
Ronald A. Berridge
Carol L. Beyer
Donald Charles Beyer
Judith K. Bezile
Richard T. Bezile
Big Boy of South Haven
Big Boy of Wayland
Debra L. Bird
Patrick John Birney
Laurel L. Blasi
Janene L. Breneman
Jeffrey S. Breneman
Catherine A. Brennan
Terrence E. Brennan
John R. Bromley
Gary P. Brown
Logan Brown
Diane K. Budrow
Jack C. Budrow, Jr.
Marilyn R. Buist
Phillip C. Buist
Lewis E. Burchard
Brad Bushman
Byce & Associates
Brian D. Caplan
Robert R. Capp
Sandra L. Capp
Georgia L. Carter
Century Concrete Construction Company
Geoffrey E. Clapp
Linda J. Clapp
Valorie J. Clore
Wallace B. Clore, III
Marilyn G. Clysedale
Pat Clysedale
Gerald A. Colaneri
James C. Coleman
Lucille R. Conway
James W. Cook
Suzanne Cook

Thomas F. Cook
Timothy M. Cooper
Coopertech LLC
Dennis R. Corbin
Gayle Ann Corbin
Dawnnara Corbit
John W. Costello
Cynthia Yendes Cox
Homer C. Cox, III
William H. Cox
Monique Coyne
Thomas E. Coyne
Beverly J. Crabb
Robert W. Crabb
Bill Cubit
Nancy Cubit
Millie R. Cudney
Diane D'Amelio
Robert F. D'Amelio
Maribeth Dangel
Roy Dangel
Elizabeth Ann Darnell
Charles Tadd Davis
Deborah J. Davis
William De Koff
Judy DeHaan
Robert W. DeHaan
Barbara A. Dethn
Roger L. Dethn
Daniel T. Dekker
Kimberly L. Dekker
Michael A. Demetral
Joan Elizabeth deMink
Larry L. deMink
Susan M. Dennis
Gregory A. Dobson
Melinda Carol Dobson
Doc Steel LLC
L. D. Dossa Associates, Inc.
Bud Donnelly
Carol Ann Donnelly
Mary Allen Doud
Robert S. Doud
John M. Dunn
Linda T. Dunn
Bill Dykhus
Eaton Corporation **
Myrna I. Ebert
William A. Ebert
Educational Community Credit Union
Donald K. Edwards
Margaret E. Edwards
Pamela C. Enslin
The Honorable Richard A. Enslin
Paula K. Ernst
Stephen M. Ernst
James Escamilla
Janis L. Etzcorn
John V. Etzcorn
Joan I. Everts
John Everts
Family Relocation-Harley & Son Ent., Inc.
Fibre Converters, Inc.
Berlie Finley
Florence Finley
Ann L. Finnefrock
Donald R. Finnefrock
Gregory Lee Flaska
Graydon C. Fox
Jack D. Fox
Marion R. Fox
Sandra J. Fox
Frederick Construction, Inc.
Carl Frederick
Roberta Gabier
Russell L. Gabier
Carmen Garratt
Donald M. Garratt
John M. Gartland
Irving S. Gilmore Foundation **
Alan Glendening
Barbara J. Glendening
David M. Gould
Ann E. Gunia
Gary W. Gunia
Cori Lee Hagemann
John Y. Hagemann
Carol E. Hall
James J. Hall
Patsy F. Hand
Raymond L. Hand
Joanna B. Hartenstein-McIntyre
Ima Jane Hartman
Richard E. Hartman
Janice Anne Havel
John E. Havel
Steve Hawkins
Martha S. Hearnon
Michele Heckman
Rory Heckman
Edward J. Heinig
Ruth M. Heinig
Cynthia A. Hempstead
David M. Hempstead
Marolyn E. Hendershott
Richard F. Hendershott
Joseph P. Herdus
Patty M. Herdus
Douglas V. Heystek

GARY FUNDDONOR LIST





WESTERN MICHIGAN UNIVERSITY

GRAB THE REINS.

GARY FUND DONOR LIST



Margo J. Heystek
Guy L. Hiestand III
Sandra Hiestand
Cori G. Hills
Daniel P. Hills
The Hinman Company
Sandra Jo Hoffmann
Jere T. Hoover
Lynn A. Horton
Robert L. Horton
Kenneth L. Hosner
Hospital Network, Inc.
Lynda L. Hunt
Gary J. Hurley
Victoria M. Hurley
Jon P. Hurry
Mark J. Jaeger Safety Consulting
Mark Jaeger
Stephen E. Jefferson
Terry Baxter Jefferson
Frank H. Jeremy
Jamie Jeremy
Wendy M. Johnson
Russell Kallis
Sue Kallis
Cindy L. Kalvin
Greg Kalvin
Bonnie J. Kelley
Danny L. Kelley
Gary Kent-Bracken
Wendy L. Kent-Bracken
Mike Kiewiet
Knapp Energy
Carol Knapp
Robert D. Knapp
Timothy A. Knox
Timothy J. Kool
Joan Koster
Leslie N. Koster
Joan M. Kowal
Richard M. Kowal
Marilyn J. Kribs
Birgitta Kudlicki
Elizabeth W. Kuhl
Bryan Kuitic
Tiffany C. Kuitic
Gary B. Kushner
Synthia H. Kushner
James W. Lamborn
Marilyn A. Lamborn
Laurel Hill Swim and Tennis Club
Sandra J. Lawrence
L. Max Lee, II
Yvonne A. Lee
Janet L. LeRoy
William LeRoy
Levine & Levine
Alan G. Lewandowski
Bonnie Jean Lintz
Ronald M. Lintz
Don E. Lovejoy
Brian E. MacDonell
George F. Manley
Gladys M. Manley
Manning Enterprises
Sheri Manning
Steve Manning
Patricia Marmor
Paul Marmor
Gayle A. McCormick
Michael D. McCormick
Dennis C. McCrumb
Mary Swanson McCrumb
Kevin K. McCully
Brian McDavid
James W. McIntyre III
Michele C. McLaughlin
Jerry Meinzingger
Martha M. Meinzingger
Bonnie J. Menzie
Hal K. Menzie
Blythe E. VanderHoff Mercer
Tom Mercer
Merrill Lynch & Company Foundation, Inc. **
Michigan Commerce Bank
Allyn L. Miller
David A. Miller
Dorothy L. Miller
John T. Miller
Kellie K. Miller
Diane L. Misner
W. Craig Misner
Richard E. Morehouse, Jr.
Jake Moreland
Guy W. Morgan
Tristan Paul Moss
Michael L. Mueller
Sidney Mueller
Mulder Waterproofing & Sealants, Inc.
Edward Muller
Marcella Muller
David Robert Murdock
Lisa Murdock
James E. Murray
Benefit Associates, Inc.
Ken Nehring
Network Real Estate, LLC
Jane C. Nichols
Gordie Niles

Sandra G. Niles
Larry P. Nolan
Vern L. Norris
Jane Ann Norton
Thomas W. Norton
Jeffrey C. O'Brien
Frances A. O'Connell
Gerald John O'Connell
Michael E. Osborn
Ossewards, Anderson & Smith Investment
Joan O'Toole
Kevin E. O'Toole
Nancy S. Owen
Thomas L. Owen
Pakk Pubs, Inc.
Joan M. Palleschi
Terence A. Palleschi
Mary E. Palmer
Susan K. Pappas
William J. Pappas
Margaret E. Parrott
Eric M. Patterson
Pediatric Dentistry
Donald P. Penskar
Alice Perrone
Joseph V. Perrone
Curt Petersen
Barbara J. Piggott
Walton Piggott, Jr.
Richard Pins
M. Montgomery Porter, III
Melissa L. Porter
Evelyn A. Pratt
Kenneth I. Pratt
Bruce M. Prince
Linda K. Prince
Valdis J. Ragainis
James R. Ralph
Donald Ramlow
Mary E. Ramlow
Larry Lee Randall
Neil Rankin
Sandra M. Reece
Thomas L. Reece
Cathy Reed
Steve L. Reed
Joel H. Reinhoel
Rhino's Hometown Pub
David B. Ricard
David N. Rice
Margaret Rice
Gloria J. Richards
Steve Richards
Audrey A. Richter
Richard S. Richter
Donna Rickli
John Rickli
Kathleen Marie Rinker
Lowell P. Rinker
Dale E. Rowe
David L. Rozelle
Florence E. Rozelle
Linda L. Rumble
Roger A. Rumble
Eric R. Russell
Lynne Sage
William V. Sage
Roger Sanson
Steward Sandstrom
Donald Sappanos
Gary L. Sargent
Roxanne Sargent
Robert J. Sayfie
Stephen J. Scafaria
James T. Schaper
Vickie Ann Schaper
Richard Scheffers
Joan Kay Schmidt
Leta C. Schoenhals
Dale P. Schreuder
Elaime K. Schreuder
Jane Schreuder
John M. Schreuder
Michael Shanahan
Patricia J. Shanahan
James R. Shinar
Joanne K. Shinar
Kevin A. Shugars
Lori Ann Shugars
Margie Shugars
Wayne Shugars
Dana Slocum
Tami Slocum
Ronni I. Sofen
Raymond F. Sohn
John T. Soule
Raeanne Soule
The Spirit Shoppe
Raymond M. Sreboth
Michael A. Steffes
Nancy L. Steffes
Ann M. Stevens
Fred L. Stevens
Brenda L. Stoddard
James N. Stoddard
Michael Stoddard
Ruth Stoddard
Anne K. Stone
Jeffrey A. Stone

Nancy K. Strohs
Robert F. Strohs
Deb S. Studt-Scafaria
Chris M. Sundberg
Nancy Lynn Sundberg
Dennis M. Taft
Linda Taft
Three Rivers Anodizing, Inc.
Timber Ridge Ski Area
A. John Todd, IV
Cathy Todd
TPC of Michigan
Barbara J. Troitz
Gerald A. Troitz
Brian M. Tulik
Randy L. Utting
Shari L. Utting
Kathryn N. Van Dis
Robert W. Van Dis
David W. Van Zoest
Laura R. Van Zoest
Carol VandenBos
Roger A. VandenBosch
Louis R. VandenBosch
Betty L. Vander Molen
Richard Vander Molen
Norbert Vander Steen
Ronald J. Voelker
Terry L. Vollmer
Carolyn Nina Vredevelt
Jack R. Vredevelt
Wacker Chemical Corporation **
Leonard R. Wade
Robert F. Wagner
Susan J. Wagner
James S. Ware
Sheila D. Ware
Debra Weber
Steven Weber
Joshua T. Weiner
Larry C. Weirick
Debi Weirick
Mark D. Weishaar
Bryan Western
Linda Western
Carol A. Whearty
Riley R. Whearty II
Whelan and Company
Judith A. White
Louis J. White, Jr.
Charles E. Wiles
Douglas E. Wills
Mary Evelyn Wills
David P. Wilson
Joyce Wilson
N. Scotty Wilson
Richard K. Wolfe
Susan A. Wolfe
Joseph L. Wood
Judy L. Wood
M. Diane Wood
Michael C. Wood *
John W. Woods, Jr.
Todd C. Woods
Workforce Strategies, Inc.
Carole L. Wright
Gerhard C. Wynbelt
Patricia L. Wynbelt
Yarrow Golf & Conference Center

Brown & Gold Club
\$250 - \$499
Elenora Adams
Robert J. Adams
Advance Recycling & Disposal, LLC
Samuel J. Antonazzo
Suzanne L. Antonazzo
Herbert R. Ayres, III
Pearl L. Bahre
Frank R. Ballard III
Bonita Bates
Halbert Lee-Earl Bates, Sr.
James S. Beadle
Patricia M. Beadle
Keith A. Beaugegard
Sue-Ellen Beaugegard
Timothy J. Bebbler
Susan Becker
Bruce L. Bendix
Susan L. Bendix
A. Wayne Berger
Imogene Berger
Donald R. Beyer
Maria M. Beyer
Anne M. Bitzer
Daniel E. Bitzer
Kelley L. Blacken
Paul F. Blacken
Verne Bodine
Anita C. Bondy
Richard Allen Bondy
Tracy H. Branson
Brent D. Breklev
Dennis D. Bridges
Eugene Brink
Jean Brink
Kathleen C. Brinkman
Norman D. Brinkman
Richard A. Buckles

Richard T. Burke
Allen S. Bush
Mary L. Bush
Lawrence M. Butler
Sally A. Butler
Arvon D. Byle
Sally J. Byle
Carraba's Italian Grill
Robert J. Chant
Sally A. Chant
Glenn G. Cherup
Susan M. Cherup
Cynthia Ann Chesney
Gregory R. Chesney
Jerry L. Clancey
Chris Clarke
Scott R. Conant
Consumers Credit Union
David A. Corstange
Karen Corstange
Kay H. Coyne
Joseph B. Creek
Kathryn J. Creek
Steven R. Cronkite
Ryan William Cubitt
Ellen Curran
Jeffrey Allen Dahley
Stacie M. Dahley
Diann L. Danhoff
James L. Danhoff
Joyce L. DeRiight
Pearl L. DeVries
Ronald A. DeVries
Harold D. Dishon
Joyce Dishon
Diane Donovan
Mark R. Donovan
Lawrence D. Dugan
Steve J. Duke
Cheryl A. Dundon
William L. Dundon
Shirley Gary Dunkin
William Wesley Dunkin
Mary Dunn
Carolyn E. Everts
James B. Everts
Jeanne Ewing
Bradley J. Fischer
Ross E. Fitzpatrick
John D. Fleckenstein, Jr.
Mary Jane Flores
Richard W. Flores, Sr.
Donna J. Fogleson
Bradley H. Fonger
Linda Jean Fonger
Patricia Ann Fosdick
Roger E. Fosdick
Randolph Theodore Foster
Jerry F. Fuss
Kathryn Fuss
C. Edward Gasaway, Jr.
Patricia A. Gasaway
Debra L. Gaugier
James W. Gaugier
Jack S. Gesmundo
Joseph L. Gesmundo
Gary J. Giever
Charles W. Glasner
Bruce D. Goethe
Carmen Green
William A. Green
John S. Griesbach
Julie L. Griesbach
Mark J. Griffith
David M. Grinder
Sue Grinder
James K. Hackenberg
Glenda Hall
Randall Hall
Michael P. Halpin
Laura A. Hamann
Norman L. Hamann
Chantal Hanel
Kenneth G. Hanel
Al Harig
Paul Hartwig
Sterling Hartwig
Nelda Sue Hayes
Robert E. Hayes
Kandace T. Higley
William H. Higley
Cynthia J. Hill
John E. Hill
Carol Ann Hindley
Douglas O. Hindley
Alfred K. Ho
Hoekstra Roofing Company
Evelyn L. Hogarth
Grant G. Hogarth, Sr.
Alan M. Holok
Robert Hollandy
Dennis R. Hollar
Jean C. Hollar
Susan S. Hollar
James F. Holtgreive
Dean K. Honsberger
Robin D. Hook
Ruth Hook
Erin M. Hunt

Robert E. Hunt II
David A. Ikerd
Theresa Ikerd
Ike's Painting Service
Improved Funding Techniques-Michigan
Infinity Sports, Inc.
Amy Taylor Johnson
Brian S. Johnson
Howard A. Johnson
Lowell Johnson
Kalamazoo Community Foundation
Kalamazoo Gazette
Robert F. Kennedy
Dan Ketterbell
Sherry Marie Kettenbell
James W. Key, Jr.
Paige Key
Scott A. Kilgren
James Robert Kinney
Marin D. Kleckner
Sherry V. Kleckner
Anne P. Klimek
Jeffrey P. Klimek
Karen Louise Kocsondy
Zoltan G. Kocsondy
Jonathan P. Koets
Karen Faith Koets
Lois Koning
William J. Koning
Cheryl Krause
Patrick Krause
Janice L. Kuhnagen
Jerald W. Kuss
Richele F. Kuss
David Roland LaLiberte
Langeland Chapels
David James Larson
Gary M. LaTulip
Kathleen A. LaTulip
Jamie Lawlor
John R. Lawlor
Michael E. Lebednick
John Michael Lee
Lenora K. Lee
Patrick Lennon
Martha Lezotte
Raymond L. Lezotte
Mark S. Liberacki
Pamela G. Liberacki
Howard D. Linders
Leatha M. Linders
Steven Lins
Anne L. Little
Bonnie Locker
James C. Locker
James T. Long
Mable Long
Alja Lubavs
Konrads V. Lubavs
Jim Ludeman
Peggy Ludeman
Brian J. Lueth
Colleen Lundgren
Dennis D. Lundgren
Lori I. Masnari
Ray Edward Masnari
Gary R. Mathews
Edward J. Mayo
William J. Maze, Jr.
Alice McCarty
Robert McCarty
Tasha McDowell
Ryan N. McGregor
Cheryl A. McKenna
Owen P. McKenna
Kelly L. McKeough
Kevin J. McKeough
Mike Metzner
Glenn Miller
Lynne Miller
Margaret L. Miller
Richard Alan Miller
Nancy Tenbosch Mills
Robert E. Le Mills, Jr.
John G. Mizzi
Kimberly A. Mizzi
Modernistic Cleaning Services, Inc.
Aylene Y. Moore
Jack L. Moore
Diane Marie Morea
Scott Muller
Eric Murthner
Jan Murthner
Jeanette P. Nixon
Theodore F. Nixon
William R. Nobles
Northern Trust Company **
Cindy L. Paola
Mike E. Page
Helen M. Palleschi
Lionie L. Palleschi
John Calvin Palmer III
Rebecca L. Palmer
Parker Harntin Foundation **
Genevieve Dorothy Parker
Harry Parker
Barbara J. Parsons
Michael H. Parsons
Dave Patterson

Jill B. Patterson
Carole Pawlowski
Kenneth F. Pawlowski
Hal Peacock
Maureen Peacock
Diane B. Pelc
Ronald Pelc
Erick D. Perry
Derek F. Petrak
Betsy Phillips
Kevin A. Phillips
Ken Pierce
Nancy L. Pollard
Robert C. Pollard
David L. Pruis
Bonnie Purfee
George C. Purfee
RE/MAX of Michigan
Walter A. Robson
Henry L. Rohs, Jr.
Joan Carol Rohs
Ruggers' Up & Under
Berclay A. Ruschak
William S. Ruschak
Joan M. Russell
Timothy D. Russell
Andrew Anthony Rymsha
Jose E. Santamarina
Karen Trout Santamarina
Allen D. Schau
Jack Neff Schermerhorn
Chris A. Schneider
Louise Schneider
Patricia Ann Schneider
Paul Edward Schneider
Heinz E. Schroeder
Scott's Pig Roast
Avis L. Sebaly
Ray Scott Shugars
Sign Boys, LLC
Carol D. Simpson
J. Brooks Simpson
Daniel R. Smith
Judy A. Smith
William J. Sprague
Charlene M. Sprick
Robert W. Sprick
SPX Corporation Foundation **
Gregory Dale Staudacher
Jamie L. Steenwyk
Keith B. Steenwyk
Ronald B. Stephens
Wendy L. Stock
Carol Strong
Edwin C. Strong
Janet Sutherland
Verne E. Sutherland
Judith S. Takemoto-Buckles
Margaret M. Tanner
Richard W. Tanner
Tesar Printing Company
Gary E. Tibble
Patricia M. Tibble
John W. Timko
Linda L. Tolstyka
Patrick J. Tolstyka
Emil J. Tomaneck, Jr.
Nancy Tomaneck
Lawrence A. Ulmer
Marsha R. Ulmer
Roger E. Ulrich
Melvin D. Van Dis
Vivian Van Dis
Ross VanderCook
Susan E. VanderCook
VanderMay Construction, Inc.
Gary B. Walters
Fran L. Washington
Von H. Washington, Sr.
J. William Weessies, Jr.
Gary L. Wegenke
G. Glen Weller
Timothy W. Wenzel
Donald C. Werme
Patricia Werme
Betty Weston
Frances D. Winegar
Marvin L. Winegar
Judy Woizeschke
Thomas A. Woizeschke
Kathleen A. Wolf
Thomas R. Wolf, Jr.
Janice Elaine Wright
R. Gerald Wright
Richard D. Zane, Jr.
Cynthia Marie Zeran
Jason A. Zeran
Frederick L. Zuidema
Marie Zuidema

* Deceased
** Matching Gift Donations